


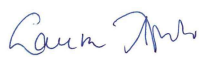


Generic exterior doorset manufactured in Finland


Program operator, publisher:	Rakennustietosäätiö RTS sr, The Building Information Foundation RTS Malminkatu 16 A, 00100 Helsinki https://cer.rts.fi/	
Owner of the declaration:	Puutuoteteollisuus ry, Federation of the Finnish Woodworking Industries Siltasaarencatu 12 A, 00530 Helsinki https://puutuoteteollisuus.fi/	
Name of the product:	Exterior doorset	
Declaration number:	RTS_182_22	
Registration number:	-	
ECO Platform reference number:	-	
Issue date:	May 6, 2022	
Valid to:	May 6, 2027	
Scope of the declaration:	This environmental product declaration covers the environmental impacts of a generic exterior doorset. The declaration has been prepared in accordance with EN 15804:2019 and ISO 14025 standards and the additional requirements stated in the RTS PCR (English version, 26.8.2020). This declaration covers the life cycle stages from cradle-to-gate with options, modules C1-C4 and module D.	
	 Jukka Seppänen RTS EPD Committee Secretary	 Laura Apilo Managing Director

Verified according to the requirements of EN 15804:2019 (product group rules)

Independent verification of the declaration and data, according to ISO14025:2010 is carried out by

Internal

External

Third party verifier:

Sigita Židonienė
Vesta Consulting UAB

GENERAL INFORMATION

Owner of the declaration



Puutuoteteollisuus ry
Siltasaarencatu 12 A
FI-00530 Helsinki
<https://puutuoteteollisuus.fi/>

Author of the life cycle assessment and declaration



LCA Consulting Oy
Laserkatu 6
FI-53850 Lappeenranta
<https://lca-consulting.fi/>

1. Product name

This trade association EPD is created for a generic exterior doorset manufactured in Finland.

2. Manufacturers

The following five manufacturers have contributed data for this trade association EPD: Alavus Ikkunat Oy, Kaskipuu Oy, Pihla Group Oy, Skaala IFN Oy and Virepuu Oy.

3. Additional information

Puutuoteteollisuus ry: Aila Janatuinen. firstname.lastname@puutuoteteollisuus.fi.
LCA Consulting Oy: Heli Kumpulainen. firstname.lastname@lca-consulting.fi.

4. Product Category Rules and the scope of the declaration

The declaration has been prepared in accordance with EN 15804:2019 and ISO 14025 standards and the additional requirements stated in the RTS PCR (English version, 26.8.2020) and the PCR for windows and doorsets (EN 17213). EPDs of construction materials may not be comparable if they do not comply with EN 15804 and seen in a building context. Year 2020 is the reference year for primary data used in calculation.

5. Verification

The declaration was verified by Sigita Židonienė from Vesta Consulting UAB according to abovementioned standards and PCR rules. Bebru str. 1, Vilnius, Lithuania, +37068018594, sigita@vestaconsulting.lt.
Third party verification on 18.3.2022. Verification is valid 18.3.2022-18.3.2027.

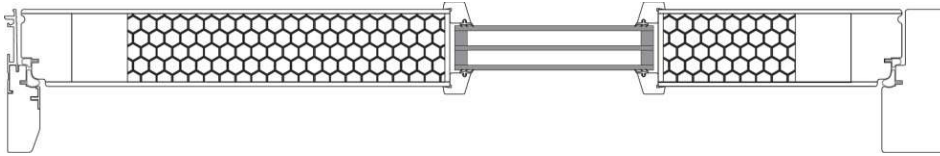
6. Declaration issue date and validity

Declaration issue date 06.05.2022. The declaration is valid 5 years, 06.05.2022 – 06.05.2027.

PRODUCT INFORMATION

7. Product description and uses

This declaration describes an exterior doorset representing the typical Finnish exterior door for detached houses. The exterior door provides means of moving into and out from the building while providing sufficient security and thermal insulation.



The wooden exterior doorset has the dimensions of 0.99x2.08 m, a casing depth of 170 mm and with a U-value of 1.0 W/m²K. The frame and door leaf framework are pine and the threshold is hardwood. The door leaf is composed of wooden framework, fiberboards, aluminium sheets and insulation made of expanded polystyrene. The door has security hinges, double sealing, lock system and a window comprising of a triple-glazed insulating glass unit.

8. Raw materials of the product / exterior doorset

The main raw materials of the exterior doorset are pine, insulating glass and fiberboard, and the product also contains aluminium sheets, metal hardware, plastic components and insulation board, gaskets and surface treatment. Mass shares of different materials in the exterior doorset are shown in the table below. Mass shares of materials and the other reported results are calculated as weighted averages between the five manufacturers.

Product composition	Quantity, wt. %	Usability			Origin
		Renewable	Non-renewable	Recycled	
Pine timber	47.3 %	x			Finland, EU
Hardwood timber	3.2 %	x			Finland, EU
Plywood, particle and fiber boards	13.9 %	x			Finland, EU
Aluminium	4.8 %		x		Finland, EU, non-EU
Metal hardware	3.8 %		x		Finland, non-EU
Glass	14.8 %		x		Finland, non-EU
Plastic components and insulation	4.0 %		x		Finland
Gaskets and sealants	1.5 %		x		Finland, EU
Surface treatment and glue	6.7 %		x		Finland, EU

9. Product standards (c-PCR)

Product category rules for windows and doors (EN 17213) are applied in the calculation.

10. Physical properties

Dimensions 0.99x2.08 m, casing depth 92 mm. U-value is 1.0 W/m²K.

11. Results of environmental information reported / 1 kg exterior door

Parameter	Unit	A1-A3	A3	C1	C2	C3	C4	D
Global warming potential – total (GWP-total)	kg CO ₂ eq./kg	8.89E-01		6.23E-04	7.05E-03	2.85E-02	1.10E+00	-8.37E-01
Depletion of abiotic resources – minerals and metals (ADP-M)	kg Sb eq./kg	1.21E-04		5.52E-11	6.20E-10	6.37E-09	3.94E-09	-4.00E-07
Depletion of abiotic resources – fossil fuels (ADP-F)	MJ net calorific value/kg	2.82E+01		8.29E-03	9.29E-02	4.00E-01	4.43E-01	-1.39E+01
Water use (WDP)	m ³ world eq. deprived/kg	2.22E-01		5.77E-06	6.49E-05	3.34E-04	1.37E-01	-3.80E-02
Biogenic carbon content in product	kg C/kg		0.52					
Use of secondary material	kg/kg	0						

12. Substances under European Chemicals Agency's REAH, SVHC restrictions

The product is not known to include substances from ECHA's Candidate List of Substances of Very High Concern.

SCOPE OF THE LIFE CYCLE ASSESSMENT

The type of this declaration is cradle to gate with options, modules C1-C4 and module D. Covered modules are marked with X in the table below.

Product stage			Construction stage		Use stage							End of life stage				Supplementary information beyond the life cycle		
A1	A2	A3	A4	A5	B1	B2	B3	B4	B5	B6	B7	C1	C2	C3	C4	D	D	D
<input checked="" type="checkbox"/>	<input checked="" type="checkbox"/>	<input checked="" type="checkbox"/>	<input checked="" type="checkbox"/>	<input checked="" type="checkbox"/>	<input type="checkbox"/>	<input type="checkbox"/>	<input type="checkbox"/>	<input type="checkbox"/>	<input type="checkbox"/>	<input type="checkbox"/>	<input type="checkbox"/>	<input checked="" type="checkbox"/>	<input checked="" type="checkbox"/>	<input checked="" type="checkbox"/>	<input checked="" type="checkbox"/>	<input checked="" type="checkbox"/>	<input checked="" type="checkbox"/>	<input checked="" type="checkbox"/>
Raw material supply	Transport	Manufacturing	Transport	Construction	Use	Maintenance	Repair	Replacement	Refurbishment	Operational energy use	Operational water use	De-construction demolition	Transport	Waste processing	Disposal	Reuse	Recovery	Recycling

	Mandatory modules
	Mandatory as per RTS PCR section 6.2.1 rules and terms
	Optional modules based on scenarios

13. Declared unit

The declared unit is 1 m² of exterior doorset. The conversion factor from m² to kg is shown in the table below:

Parameter	Value	Unit
Declared unit	1	m ²
Conversion factor	35.0	kg/m ²

14. System boundary

The system boundary is cradle to gate with options, modules C1-C4 and module D and includes the following life cycle stages:

- **A1: Raw material supply** includes raw material extraction, forestry operations and raw material processing to semi-finished product;
- **A2: Raw material transport** from suppliers to manufacturing;
- **A3: Manufacturing** includes direct emissions from the site and the production of energy, fuels, water and packaging materials;
- **A4: Transport to construction;**
- **A5: Construction** – installation of the product into a building and waste treatment of used packaging materials;
- **C1-C4 End of life:** Deconstruction (C1), transport of product to end of life (C2), end of life waste processing for recycling and energy recovery(C3) and the disposal of materials (C4), and;
- **D: Reuse, recycling and recovery potential** outside the system boundaries from material and energy substitution.

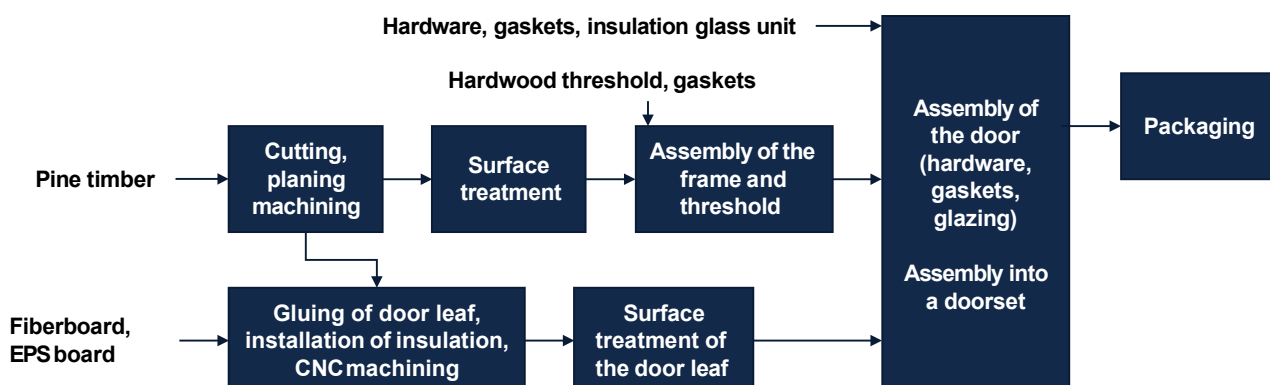
15. Cut-off criteria

Mass-based cut-off criteria is adhered to. The cut-off rule is reflected in the inputs of the product system studied separately for each module. Flows accounting less than 1% of the overall input mass or energy flows are excluded from the study if appropriate LCI data or even proxy data is not available. The sum of excluded flows should not exceed 5% of the total inflows (by mass or by energy). The flows knowingly excluded from the study are as follows:

- Capital equipment, infrastructure and employee commute are excluded.
- Glass waste due to human error in the manufacturing of the doorset is excluded.

16. Production process

The framework and door leaf lining and bars are made of pine timber, which may be cut to size and machined before further processing. The framework and the door leaf are manufactured on separate lines. The framework undergoes surface treatment before being assembled with the hardwood threshold which may also undergo pre-processing. Gaskets are installed in this step. Insulation board and fiberboards are installed into the door leaf which is glued together. Lockset space is created by CNC (computer numerical control) machining. Surface treatment such as lacquer and paint are applied to the door leaf. Hardware, gaskets and insulation glass unit are installed into the door, which is assembled into the framework and packaged for shipping. The edges of the doorset are protected with cardboard. The doors are stacked on pallets or timber beds, typically four to five units together, and covered with plastic wrap. EPS corner covers may be used to give more protection to the doors during transport.



LIFE CYCLE IMPACT ASSESSMENT

The results of the impact assessment are relative figures and do not predict the effects on the weighted values of the categories, the exceedance limits, safety margins and risks.

17. Core environmental impacts / 1 m² exterior door

Indicator	Unit	A1-A3	A4	A5	C1	C2	C3	C4	D
Global warming potential – total (GWP-total)	kg CO ₂ eq.	3.11E+01	1.15E+00	6.24E+00	2.18E-02	2.47E-01	9.98E-01	3.86E+01	-2.93E+01
Global warming potential – fossil (GWP-fossil)	kg CO ₂ eq.	6.86E+01	1.14E+00	9.66E-01	2.26E-02	2.45E-01	9.92E-01	6.21E+00	-2.93E+01
Global warming potential – biogenic (GWP-biogenic)	kg CO ₂ eq.	-3.76E+01	-1.36E-03	5.27E+00	-9.81E-04	-2.91E-04	4.64E-03	3.24E+01	2.41E-02
Global warming potential – land use and land use change (GWP-LULUC)	kg CO ₂ eq.	1.99E-01	9.30E-03	2.14E-04	1.78E-04	2.00E-03	1.04E-03	1.03E-03	-9.38E-03
Ozone depletion (ODP)	kg CFC-11 eq.	1.42E-06	2.25E-16	1.35E-13	4.30E-18	4.82E-17	3.02E-12	1.61E-10	-8.34E-08
Acidification (AP)	mol H ⁺ eq.	5.84E-01	3.67E-03	9.20E-04	1.09E-04	9.02E-04	2.40E-03	1.23E-02	-7.86E-02
Eutrophication – aquatic freshwater (EP-F)	kg P eq.	4.98E-03	3.38E-06	3.26E-07	6.47E-08	7.26E-07	1.80E-06	6.54E-06	-5.12E-04
Eutrophication – aquatic marine (EP-M)	kg N eq.	6.19E-02	1.68E-03	3.03E-04	5.11E-05	4.20E-04	6.87E-04	4.92E-03	-1.56E-02
Eutrophication – terrestrial (EP-T)	mole N eq.	6.57E-01	1.88E-02	4.40E-03	5.66E-04	4.68E-03	7.43E-03	6.12E-02	-1.70E-01
Photochemical ozone formation (POCP)	kg NMVOC eq.	2.90E-01	3.31E-03	8.00E-04	1.43E-04	8.14E-04	2.23E-03	1.37E-02	-4.71E-02
Depletion of abiotic resources – minerals and metals (ADP-M) ¹⁾	kg Sb eq.	4.23E-03	1.01E-07	1.61E-08	1.93E-09	2.17E-08	2.23E-07	1.38E-07	-1.40E-05
Depletion of abiotic resources – fossil fuels (ADP-F) ¹⁾	MJ net calorific value	9.88E+02	1.52E+01	1.59E+00	2.90E-01	3.25E+00	1.40E+01	1.55E+01	-4.88E+02
Water use (WDP) ¹⁾	m ³ world eq. deprived	7.77E+00	1.06E-02	6.28E-01	2.02E-04	2.27E-03	1.17E-02	4.80E+00	-1.33E+00
Disclaimer 1 – The results of the environmental impact indicators ADP-M, ADP-F and WDP shall be used with care as the uncertainties on these results are high or as there is limited experience with the indicator.									

Reading example:

1.00E-03 = 0.001

1.00E+03 = 1000

18. Use of natural resources / 1 m² exterior door

Indicator	Unit	A1-A3	A4	A5	C1	C2	C3	C4	D
Use of renewable primary energy excluding renewable primary energy resources used as raw materials (PERE)	MJ	7.63E+02	8.72E-01	5.36E+01	1.67E-02	1.87E-01	3.53E+00	4.01E+02	-1.45E+02
Use of renewable primary energy resources used as raw materials (PERM)	MJ	4.73E+02	0.00E+00	-5.35E+01	0.00E+00	0.00E+00	0.00E+00	-3.98E+02	0.00E+00
Total use of renewable primary energy resources (PERT)	MJ	1.24E+03	8.72E-01	1.21E-01	1.67E-02	1.87E-01	3.53E+00	2.69E+00	-1.45E+02
Use of non-renewable primary energy excluding non-renewable primary energy resources used as raw materials (PENRE)	MJ	1.06E+03	1.52E+01	1.04E+01	2.91E-01	3.27E+00	1.40E+01	7.72E+01	-4.88E+02
Use of non-renewable primary energy resources used as raw materials (PENRM)	MJ	7.65E+01	0.00E+00	-1.16E+01	0.00E+00	0.00E+00	0.00E+00	-6.17E+01	0.00E+00
Total use of non-renewable primary energy resources (PENRT)	MJ	1.14E+03	1.52E+01	-1.17E+00	2.91E-01	3.27E+00	1.40E+01	1.55E+01	-4.88E+02
Use of secondary materials (SM)	kg	0.00E+00	0.00E+00	0.00E+00	0.00E+00	0.00E+00	0.00E+00	0.00E+00	0.00E+00
Use of renewable secondary fuels (RSF)	MJ	0.00E+00	0.00E+00	0.00E+00	0.00E+00	0.00E+00	0.00E+00	0.00E+00	0.00E+00
Use of non-renewable secondary fuels (NRSF)	MJ	0.00E+00	0.00E+00	0.00E+00	0.00E+00	0.00E+00	0.00E+00	0.00E+00	0.00E+00
Net use of fresh water (FW)	m ³	2.70E+00	9.99E-04	1.48E-02	1.91E-05	2.15E-04	2.48E-03	1.13E-01	-2.36E-01

19. Disposed wastes / 1 m² exterior door

Indicator	Unit	A1-A3	A4	A5	C1	C2	C3	C4	D
Hazardous waste disposed (HWD)	kg	9.48E-01	8.02E-10	3.14E-09	1.53E-11	1.72E-10	3.86E-09	2.80E-09	-2.35E-07
Non-hazardous waste disposed (NHWD)	kg	2.77E+01	2.39E-03	4.19E-02	4.56E-05	5.13E-04	3.89E-02	7.18E+00	-3.28E+00
Radioactive waste disposed (RWD)	kg	5.37E-02	2.76E-05	7.23E-05	5.28E-07	5.93E-06	6.85E-04	6.47E-04	-4.81E-02

20. Output flows / 1 m² exterior door

Indicator	Unit	A1-A3	A4	A5	C1	C2	C3	C4	D
Components for reuse	kg	0.00E+00	0.00E+00	0.00E+00	0.00E+00	0.00E+00	0.00E+00	0.00E+00	0.00E+00
Materials for recycling	kg	1.00E+00	0.00E+00	1.00E-02	0.00E+00	0.00E+00	2.84E+00	0.00E+00	0.00E+00
Materials for energy recovery	kg	1.77E+00	0.00E+00	3.16E+00	0.00E+00	0.00E+00	0.00E+00	2.55E+01	0.00E+00
Exported energy, electricity	MJ	3.84E+00	0.00E+00	2.60E+00	0.00E+00	0.00E+00	0.00E+00	9.46E+00	0.00E+00
Exported energy, thermal	MJ	6.91E+00	0.00E+00	4.86E+00	0.00E+00	0.00E+00	0.00E+00	1.70E+01	0.00E+00

OTHER ENVIRONMENTAL INDICATORS

21. Biogenic carbon content / 1 m² exterior door

The exterior door is partly composed of pine timber and the packaging includes wooden pallets and cardboard. Biogenic carbon content is calculated according to EN 16449.

Parameter	Quantity	Unit
Biogenic carbon content in product	8.9	kg C
Biogenic carbon content in packaging	1.2	kg C

SCENARIOS AND ADDITIONAL TECHNICAL INFORMATION

22. Energy in the manufacturing stage

Parameter	Quantity	Unit	Data quality
Emission factor of electricity consumed in A3	0.123	kg CO ₂ /kWh	Emissions from electricity production are calculated for the average consumption mix at different manufacturers in 2020, based on data from Energy Authority (2020) and GaBi Professional database 2021.
Emission factor of thermal energy consumed in A3	0.006	kg CO ₂ /kWh	Emissions from thermal energy production are calculated for the average consumption mix at individual manufacturers in 2020, based on data from Alakangas et al. (2016), Statistics Finland (2021) and GaBi Professional database 2021. Most of the consumed thermal energy is produced with biomass.

23. Transport to construction

Parameter	Quantity	Unit	Data description
Transport distance, truck	454	km	Truck, Euro 5, 24.7t payload capacity; Diesel; 61% utilization rate. Commercial one-way transport is assumed.
Specific emission, truck	0.066	kg CO ₂ eq./tkm	Truck, Euro 5, 24.7t payload capacity; 61% utilization rate. Diesel and upstream emissions.

24. End-of-life stage description – module C

The materials in the exterior doorset are assumed to be treated as follows: 95 % of wood and plastics are directed to energy recovery, whilst 5 % is lost or ends up landfilled; 95 % of aluminium and steel are recycled, while 2.5 % ends up at incineration and 2.5 % at landfill; and 100 % of glass is landfilled.

Parameter	Unit	Quantity
Collection process	Collected separately, %	81.1 %
	Collected as mixed construction waste, %	18.9 %
Recovery type	kg for reuse	0
	kg for recycling	2.8
	kg for energy recovery	25.5
Disposal type	kg for final disposal	6.6
Assumptions for scenario development	Transport by truck (Euro 5, 11.4t payload capacity, 53 % utilization rate). Distances: 50 km for materials to landfill and wood to energy recovery, 100 km for other materials to energy recovery and 200 km for materials to recycling.	

25. Other technical information

Not specified for the industry average exterior doorset.

26. Additional information

No information is available regarding emissions to soil, water or air.

27. LCA modelling software and data

GaBi version 10.6. is used in LCA modelling. Primary data from 2020 is obtained from the five manufacturers. Secondary data from GaBi Professional 2021 and Ecoinvent 3.7.1 (cut-off) databases are used in modelling. As principle, secondary data with maximum 10 years age was used in the modelling when available.

REFERENCES

Standards and PCR

EN 15804:2012 + A2:2019. Sustainability of construction works. Environmental product declarations. Core rules for the product category of construction products.

EN 16449:2014. Wood and wood-based products - Calculation of the biogenic carbon content of wood and conversion to carbon dioxide.

EN 17213:2020. Windows and doors - Environmental Product Declarations - Product category rules for windows and pedestrian doorsets.

ISO 14025:2010. Environmental labels and declarations – Type III environmental declarations – Principles and procedures. The Building Information Foundation RTS (RTS EPD Product Category Rules). Rakennustietosäätiö RTS sr (RTS EPD PCR menetelmäohje 15804:2019)

Bibliography

Alakangas et al. 2016. Suomessa käytettävien polttoaineiden ominaisuuksia [Characteristics of fuels used in Finland].

Energy Authority. 2021. Jäännösjakauma 2020 [Residual grid mix 2020]. Dnro 1568/463/2021.

Statistics Finland. 2021. Fuel classification 2021.

Modelling software & databases

GaBi version 10.6

GaBi Professional database 2021.

Ecoinvent 3.7.1 database (cut-off).