

Length // ► Expansion direction

Width



Wave 62x22x6

Figure drawn to scale 1:1


Wave 62x22x6




Available materials*




Steel



Aluminium



Copper

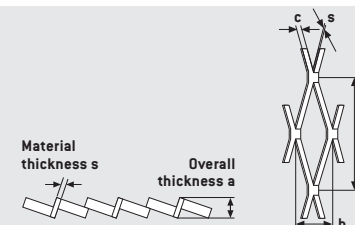


Titanium Zinc



Powder-coated

Available in standard formats and **individual dimensions (w x l)** of at least **300 x 300 mm** to maximum **1,500 x 3,000 mm**, as well as in material thicknesses from **1.5 to 3.0 mm**.



Expanded metal
 $l = 62 \text{ mm}$
 $b = 22 \text{ mm}$
 $c = 6 \text{ mm}$
Open area: 45 %
Figure above in bridge
thickness 2.0 mm

* Not all materials are available in all formats and sheet thicknesses.



SELECT AND ORDER ONLINE

All variants of this product can be found online in our shop. **Simply enter the product name in the online search.**

