X-EKB, X-ECH

Electrical hanger system

Data Sheet

01 Apr 2026

X-EKB, X-ECH Electrical fastener

Product data

Dimensions

Single fastener

X-EKB 8/4-FR

①

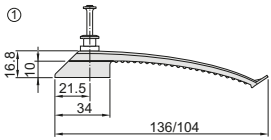

X-EKB 16 (FR)

②

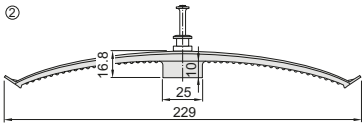

X-U 37 PH

④

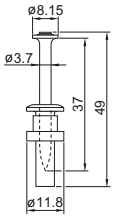

X-ECH-S (FR)

⑤

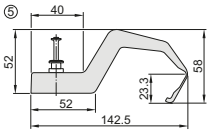

X-ECH-M (FR)

⑥

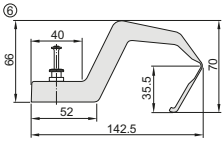

X-ECH-L (FR)

⑦

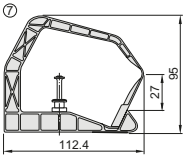

Magazine fastener

X-EKB 4 / 8 / 16 MX (FR)

⑧

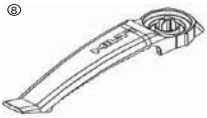

X-EKB 4 MX (FR)

⑧

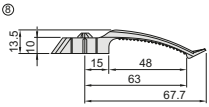

X-ECH-B MX

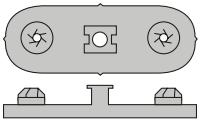

X-ECH-15/30 MX

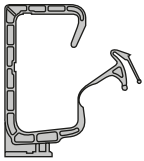

X-GHP 20/24

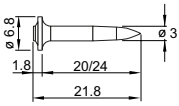

X-GN 27

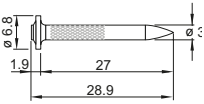

X-EGN 14

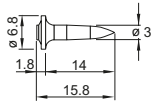

X-U 16/22/27

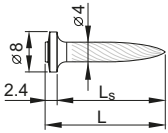

X-P 20/24 G3 MX

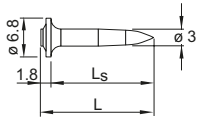

X-C 27 G3 MX

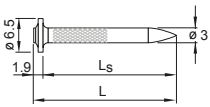

X-S 14 G3 MX

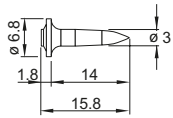

X-P 22

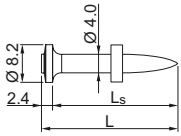

X-P 20/24 B3 MX

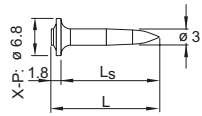

X-S 14 B3 MX

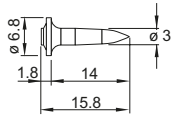

Material specifications

- See fastener program in the next pages.

Recommended fastening tools

DX 6 MX, DX 5 MX, DX 460 MX, DX 4 MX, DX 351 MX,
DX 6 F8, DX 5 F8, DX 460-F8, DX 4 ME, DX 351 ME, DX 36, DX 2,
GX 120 ME, GX 3 ME, BX 3 ME

- See fastener program in the next pages.

Approvals and certificates

UL (USA):	X-EKB MX, X-ECH / FR_U37
CSTB (France):	X-EKB_U 37, X-ECH_U37

Not all information presented in this product data sheet might be subject to approval / certificate content. Please refer to approval/certificate for further information.

Applications

Examples



X-EKB for fastening cables

X-ECH for fastening bunched cables

Performance data

Fastener capacity for X-EKB: Securing electrical cables to concrete ceilings and walls

Designation	Number of wires/cables and wire sizes	
	NYM 3 x 1.5 mm² (Ø 8 mm)	NYM 5 x 1.5 mm² (Ø 10 mm)
X-EKB 4 __	4	3
X-EKB 8 __	8	5
X-EKB 16 __	16	10

- Max. capacity (number of cables in one X-EKB) at spacing of 50–100 cm.

Fastener capacity for X-ECH: Securing electrical cable to ceilings and walls

Designation		No. of nails	Number of cables
X-ECH-S __	and X-ECH/FR-S __		max. 15 NYM 5x1.5^2 (Ø 10 mm)
X-ECH-M __	and X-ECH/FR-M __		max. 25 NYM 5x1.5^2 (Ø 10 mm)
X-ECH-L __	and X-ECH/FR-L __		max. 35 NYM 5x1.5^2 (Ø 10 mm)
X-ECH-15 MX	and X-ECH-B	1 or 2	max. 15 NYM 3x1.5^2 (Ø 10 mm)
X-ECH-30 MX	and X-ECH-B	1 or 2	max. 30 NYM 3x1.5^2 (Ø 10 mm)

Conditions

- Max. capacity at spacing of 60–80 cm.
- For concrete C12/15 to C45/55 (f_{cc} = 15 to 55 N/mm^2)
- All visible placing failures have to replaced
- Damaged X-ECH have to replaced

- For more details in relation to base material properties, please refer to the chapter **Fastener selection guide** in the Direct Fastening Manual (DFTM).

Application recommendation

Base material thickness

Concrete		Steel
X-U, X-P:	h_{min} = 80 mm	t_{II} ≥ 4 mm
X-P G3 MX:	h_{min} = 60 mm	
X-P B3 MX:	h_{min} = 60 mm	
X-GHP MX, X-GN MX:	h_{min} = 60 mm	

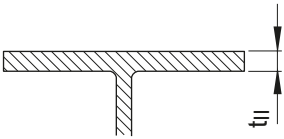

Fastened material thickness

- Fasteners recommended for cable Ø 8 mm and 10 mm.

Spacing and edge distances

X-EKB:	approximately 50–100 cm	(Adjust as necessary to control cable sag)
X-ECH:	approximately 60– 80 cm	(Adjust as necessary to limit sagging)

Corrosion information

- These zinc-coated fasteners are not suitable for long-term service outdoors or in otherwise corrosive environments.
- For more details, please refer to following technical document: Hilti Corrosion Handbook.

System recommendation

- For more details, please refer to the chapter **Accessories and consumables compatibility** in the Direct Fastening Technology Manual (DFTM).

Cartridge recommendation for fastening on concrete

Base material	Cartridge color (tool power level)	
	Tool type: DX 6 MX DX 6 F8	Tool type: DX 5 MX, DX 460 MX, DX 4 MX, DX 351 MX DX 5 F8, DX 460 F8, DX 4 ME, DX 351 ME, DX 2
	Cartridge type: 6.8/11 M	Cartridge type: 6.8/11 M
Soft/medium concrete	titanium ■ (2-5)	yellow ■, red ■
Tough concrete	titanium ■ (4-8)	yellow ■, red ■

Cartridge recommendation for fastening on steel

Base material		Cartridge color (tool power level)	
		Tool type: DX 6 MX DX 6 F8	Tool type: DX 5 MX, DX 460 MX, DX 4 MX DX 5 F8, DX 460 F8, DX 4 ME, DX 351 ME, DX 2
		Cartridge type: 6.8/11 M	Cartridge type: 6.8/11 M
S235, S275, S355	$4 \leq t_{II} \leq 20$ mm	titanium ■ (4-8)	red ■

- Tool power level adjustment by setting tests on site.
- Start tool energy selection with lowest recommended tool power level.
- Correct according requirement from chapter quality assurance.

Quality assurance

X-EKB fastening quality

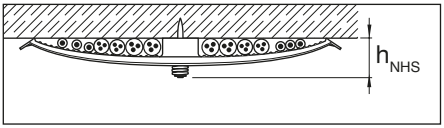

h_{NHS} = 7 ± 2 mm

X-ECH fastening quality

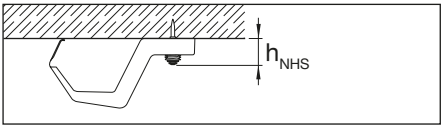

h_{NHS} = 7 ± 2 mm

Fastener program

Fastener with pre-mounted DX-nail: Technical information

	Designation	Shank Ø d_s	Shank length L_s	Tools
①	X-EKB8 U 37	4.0 mm	37 mm	DX 6 F8, DX 5 F8, DX460 F8, DX351 F8, DX36, DX 2
②	X-EKB16 U 37	4.0 mm	37 mm	
⑤	X-ECH-S U 37	4.0 mm	37 mm	
⑥	X-ECH-M U 37	4.0 mm	37 mm	
⑦	X-ECH-L U 37	4.0 mm	37 mm	
①	X-EKB4-FR U 37	4.0 mm	37 mm	
①	X-EKB8-FR U 37	4.0 mm	37 mm	
②	X-EKB16-FR U 37	4.0 mm	37 mm	
⑤	X-ECH/FR-S U 37	4.0 mm	37 mm	
⑥	X-ECH/FR-M U 37	4.0 mm	37 mm	
⑦	X-ECH/FR-L U 37	4.0 mm	37 mm	

③, ④ All nail shanks: carbon steel, HRC 58, galvanized 2–20 µm
Sleeve/thimble: carbon steel, not hardened, galvanized 5–13 µm

⑩–Δ See Product data in previous pages

Fastener with pre-mounted DX-nail: Order information

Designation	Item no.	Plastic material
X-EKB 4-FR U37	361581	Polyamide (PA)[2]
X-EKB 8 U37	386231	Polyamide (PA)[1]
X-EKB 8-FR U37	386233	Polyamide (PA)[2]
X-EKB 16 U37	386232	Polyamide (PA)[1]
X-EKB 16-FR U37	386234	Polyamide (PA)[2]
X-ECH-S U37	386235	Polyamide (PA)[1]
X-ECH-M U37	386236	Polyamide (PA)[1]
X-ECH-L U37	386237	Polyamide (PA)[1]
X-ECH/FR-S U37	386238	Polyamide (PA)[2]
X-ECH/FR-M U37	386239	Polyamide (PA)[2]
X-ECH/FR-L U37	386240	Polyamide (PA)[2]

[1] halogen and silicone free, light grey (RAL 7035)
[2] halogen and silicone free, flame retardant, stone grey (RAL 7030)

Fastener without pre-mounted nail: Technical information

Base material	Cable Holder	Fastening Technology	Nail
Concrete	X-EKB 4 MX X-EKB 8 MX X-EKB 16 MX X-EKB 4 FR MX X-EKB 8 FR MX X-EKB 16 FR MX X-ECH-15 MX* X-ECH-30 MX*	GX	X-P 20/24 G3 MX
		GX	X-C 27 G3 MX
		GX	X-GHP 20/24 MX
		GX	X-GN 27 MX
		BX	X-P 20/24 B3 MX
		DX	X-U 22/27 MX
		DX	X-P 22/27 MX
Steel		GX	X-S 14 G3 MX
		GX	X-EGN 14 MX
		BX	X-S 14 B3 MX
		DX	X-U 16 MX

* To be used with GX or BX technology ONLY

Fastener without pre-mounted nail: Order information

Designation	Item no.	Plastic material	Description
X-EKB 4 MX	285712	Polyamide (PA)[1]	Electrical Cable Holder
X-EKB 8 MX	285713	Polyamide (PA)[1]	
X-EKB 16 MX	285714	Polyamide (PA)[1]	
X-EKB 4 FR MX	285715	Polybutylenterephthalate (PBT)[2]	
X-EKB 8 FR MX	285716	Polybutylenterephthalate (PBT)[2]	
X-EKB 16 FR MX	285717	Polybutylenterephthalate (PBT)[2]	
X-ECH-15 MX	2018247	Polyamide (PA)[3]	
X-ECH-30 MX	2018248	Polyamide (PA)[3]	
X-ECH-15/B MX	2018729 (kit)	Polyamide (PA)[3]	
X-ECH-30/B MX	2018891 (kit)	Polyamide (PA)[3]	
X-ECH-B MX	2018391	Polyamide (PA)[3]	

[1] halogen free, light grey (RAL 7035)
[2] silicone free, stone grey (RAL 7030)
[3] halogen and silicone free, light grey (RAL 7035)