Unica System+

Catalogue 2026

se.com

Schneider Electric™

Contents

Floor sockets 4
Floor boxes 5
Desk unit S 8
Desk unit XS 9
Cable Management 10
Reference number overview 11

Unica System+
Floor sockets
Range

Floor sockets

	Type	Colour	Material	Dimensions A/B/C (mm)	Qty per package	Ref. No.
	Floor socket XS					
	Floor socket to be flush mounted into concrete or raised access floors. Pre-equipped with a power socket outlet. Available in square or rounded shape, to suit different floor material. Protection degree IP44. The lid is openable 180°.					
INS52100.eps	Floor socket XS with DE std socket outlet - square	Grey	Metal	45/90/90	1	**INS52100**
INS52101.eps	Floor socket XS with DE std socket outlet - round	Grey	Metal	45/90/90	1	**INS52101**
INS52102.eps	Floor socket XS with FR std socket outlet - square	Grey	Metal	43/90/90	1	**INS52102**
INS52103.eps	Floor socket XS with FR std socket outlet - round	Grey	Metal	43/90/90	1	**INS52103**
	Floor box S IP44 square					
INS52171.eps	Floor box S for embedding in concrete or hollow floors. Pre-installed with an earthed socket and either a Cat 6 RJ45 or a blind cover that can be exchanged with Unica System+ products such as USB chargers, HDMI etc. IP20. IP44 in closed position. The floor box is equipped with soft opening. Supplied with a metal screeding box.					
	Floor box S power + blind IP44	Grey	Metal	120/120/67		**INS52171**
	Floor box S power + RJ45 IP44	Grey	Metal	120/120/67		**INS52172**

Unica System+
Floor boxes
Range

Floor boxes

	Type	Colour	Material	Dimensions A/B/C (mm)	Qty per package	Ref. No.
	Floor boxes Plastic					
	Complete floor box, including casing, mounting frames with backbox for wiring devices type Unica, quick fixations and lid with cable exits. Also including strain relief devices (and partition wall for Floor box L). The lid to be quick-mounted onto casing. It can be fitted with floor material up to 6 mm thickness. The mounting frames are snapped into the casing. The height of the mounting frame is adjustable in three positions. Protection degree IP20. The Floor box is suitable for 45 x 45 mm single/45 x 90 mm double Unica outlets (45 x 45 mm equal 1 mod = one module).					
INS52120.eps	Floor box M - 4 mod	Grey	Plastic	70/200/200	1	**INS52120**
INS52122.eps	Floor box L - 6 mod	Grey	Plastic	70/200/275	1	**INS52122**
INS52124.eps	Floor box L - 8 mod	Grey	Plastic	70/200/275	1	**INS52124**
INS52126.eps	Floor box XL - 12 mod	Grey	Plastic	70/224/345	1	**INS52126**
	Floor boxes Metal					
	Complete floor box, including casing, mounting frames with backbox for wiring devices type Unica, quick fixations and lid with cable exits. Also including strain relief devices (and partition wall for Floor box L). The lid to be quick-mounted onto casing. It can be fitted with floor material up to 15 mm thickness. The mounting frames are snapped into the casing. The height of the mounting frame is adjustable in three positions. Protection degree IP20. The Floor box is suitable for 45 x 45 mm single/45 x 90 mm double Unica outlets (45 x 45 mm equal 1mod=one module).					
INS52121.eps	Floor box M - 4 mod	Grey	Metal	82/200/200	1	**INS52121**
INS52123.eps	Floor box L - 6 mod	Grey	Metal	82/200/275	1	**INS52123**
INS52125.eps	Floor box L - 8 mod	Grey	Metal	82/200/275	1	**INS52125**
INS52127.eps	Floor box XL - 12 mod	Grey	Metal	82/224/345	1	**INS52127**

Unica System+
Floor boxes
Range

Accessories

	Type	Colour	Material	Dimensions A/B/C (mm)	Qty per package	Ref. No.
	Mounting frames for Unica outlets					
	Mounting frame for floor boxes, including strain relief devices. The 2 mod frame is suitable for Floor box M and L. The 4 mod frame, including partition wall, is suitable for floor box L. The 3 mod frame is suitable for floor box XL. All mounting frames include a locking function to secure mounting in the floor box.					
INS52150.eps	Floor box mounting frame - 2 mod	White	PC	45/65/150	5	**INS52150**
INS52151.eps	Floor box mounting frame - 4 mod	White	PC	45/65/230	5	**INS52151**
INS52152.eps	Floor box mounting frame - 3 mod	White	PC	45/65/180	5	**INS52152**
	Mounting frame backbox					
	Backbox to be combined with the mounting frame in order to fullfill IP20. The 2 mod backbox is suitable for Floor box M and L. The 4 mod backbox is suitable for floor box L. The 3 mod backbox is suitable for floor box XL.					
 INS52153.eps	Floor box mounting frame backbox - 2 mod	Green	PC	23/65/125	10	**INS52153**
 INS52154.eps	Floor box mounting frame backbox - 4 mod	Green	PC	23/65/205	10	**INS52154**
 INS52155.eps	Floor box mounting frame backbox - 3 mod	Green	PC	23/65/157	10	**INS52155**
	Lid infill, linoleum					
	Lid infill to be used in the lid of floor boxes. Provided with self-adhesive tape underneath. If the lid infill is to be used in a metal floor box, a 9 mm thick extra spacer material is required.					
INS52158.eps	Lid infill linoleum for floor box M	Anthracite	Linoleum	6/124/165	1	**INS52156**
	Lid infill linoleum for floor box L	Anthracite	Linoleum	6/124/242	1	**INS52158**
	Lid infill linoleum for floor box XL	Anthracite	Linoleum	6/147/314	1	**INS52160**
	Lid infill, stainless steel					
	Lid infill to be used in the lid of floor boxes. Provided with a protective film on the upper surface and a soft rubber layer with self-adhesive tape underneath. If the lid infill is to be used in a metal floor box, a 9 mm thick extra spacer material is required.					
INS52159.eps	Lid infill stainless steel for floor box M	-	Stainless steel	6/124/165	1	**INS52157**
	Lid infill stainless steel for floor box L	-	Stainless steel	6/124/242	1	**INS52159**
	Lid infill stainless steel for floor box XL	-	Stainless steel	6/147/314	1	**INS52161**
	Floor box Cable exit					
	Cable exit to be used in the floor boxes lid. Comes in rubber material. Slided onto the lid. Can be used to replace existing cable exit.					
INS52162.eps	Floor box M-L cable exit	Anthracite	Rubber	10/32/95	2	**INS52162**
	Floor box XL cable exit	Anthracite	Rubber	10/32/125	2	**INS52163**

Unica System+
Floor boxes
Range

Type	Colour	Material	Dimensions A/B/C (mm)	Qty per package	Ref. No.
Screeded floor boxes					
Unica System + metal screeded floor box for embedment in screeded floors with minimum 100 mm thickness. Can be adjusted +25 mm in height. The floor box can be adjusted ~2.5 degrees in the inlay box. Knock outs for yellow conduit adaptors for Ø 20 - 50 mm on all four sides. The embedding box is taped and sealed straight out of the package.					
Screeded floor box for floor box M	Grey	Metal	100/228/228	1	**INS52001**
Screeded floor box for floor box L	Grey	Metal	100/304/228	1	**INS52002**
Screeded floor box for floor box XL	Grey	Metal	100/376/252	1	**INS52003**
Hollow core box					
Metal screeded floor box for embedment in the cavity of hollow core slabs with cavities of at least Ø 170 mm. With knock-outs for conduit adaptors, four upwards, 2 x 3 sideways and six downwards. Equipped with brackets for rough height fixation 0-75 mm and fine-adjustment screws for fine tuning to the finished floor level. The top entry is covered with a lid for good safety during the construction time. Suitable for 8-module floor box. Material: Sheet steel					
Hollow core box 8 modules	—	—	166/184/502	1	**ISM50356**
Conduit adaptors					
Conduit adaptor for conduits 25, 32, 40 or 50 mm. Diameter choice by punching out to right size. Material: PP					
Conduit adaptor 1 x 25, 32, 40 or 50 mm	Yellow	—	58/58/32	10	**ISM50371**

INS52001.eps

INS52002.eps

INS52003.eps

ISM50356.eps

ISM50371.eps

Unica System+

Desk unit S

Range

Desk unit S

	Type	Colour	Material	Dimensions A/B/C (mm)	Qty per package	Ref. No.
	Desk Unit S					
	Desk Unit to be clamp-fixed on the desk, by means of spring design. No tools or drilling in the desk needed. Portable unit, can be easily de-clamped and re-clamped. Comes with power socket (side-earthed), and USB type A and type C socket outlets. Prewired unit with 2 meters cable and plug for direct connection to power. An elastic strap to handle cable underneath is included. Easy and ergonomic access at arms length. Desk thickness max. 45 mm. Rating: 16 A / 250 V, USB 5 V / 3.1 A.					
INS44050.eps	Desk Unit S with DE std socket outlet and USB A/C	White/Grey	PA6/fabric	140/60/110	1	**INS44050**
INS44051.eps	Desk Unit S with DE std socket outlet and USB A/C	Anthracite/ Grey	PA6/fabric	140/60/110	1	**INS44051**

Unica System+
Desk unit XS
Range

Desk Unit XS

	Type	Colour	Material	Dimensions A/B/C (mm)	Qty per package	Ref. No.
	Desk Unit XS					
	Desk Unit to be flush mounted into a Ø 60 mm diameter hole in the desk. Available in different combinations of power, USB, or power and USB. Prewired unit with 2 meters cable and plug for direct connection to power. Comes with a locking ring for safe mounting in the desk. Easy and ergonomic access at arm length.					
P148126	Desk Unit XS with DE std socket outlet	White	PC	Ø 84/63	1	**INS44000**
		Anthracite	PC	Ø 84/63	1	**INS44001**
P148121	Desk Unit XS with FR std socket outlet and USB type C	White	PC	Ø 84/63	1	**INS44014**
		Anthracite	PC	Ø 84/63	1	**INS44015**
P148118	Desk Unit XS with USB type A and USB type C	White	PC	Ø 84/63	1	**INS44008**
		Anthracite	PC	Ø 84/63	1	**INS44009**
P148124	Desk Unit XS with DE std socket outlet and USB type C	White	PC	Ø 84/63	1	**INS44012**
		Anthracite	PC	Ø 84/63	1	**INS44013**
	Desk Unit XS lid					
	Lid as accessory for Desk Unit XS equipped with power socket outlet and/or USB socket outlet. Serves as socket outlet protection against dust and liquids. The desk Unit XS and lid reaches protection degree IP42. Visibility and intuitive use. Available in white, anthracite and transparent.					
P148134	Transparent lid	Transparent	PC	Ø 84/7	1	**INS44031**
P148137	White lid	White	PC	Ø 84/7	1	**INS44032**
P148138	Anthracite lid	Anthracite	PC	Ø 84/7	1	**INS44033**
	Holesaw					
	Holesaw to drill a Ø 60 mm diameter hole in the desk. Suitable to prepare for mounting of Desk Unit XS and cable grommet.					
P148398	Holesaw Ø 60 mm diameter	Black	Metal	Ø 60/114	1	**INS44030**

Unica System+
Cable Management
Range

Cable Management

Type	Colour	Material	Dimensions A/B/C (mm)	Qty per package	Ref. No.
Floor cable					
A cable guiding feeder on the floor. A flexible solution, solid to be stepped on, strechable-prolongable (700-1000 mm), easy to enter and exit cables along the feeder, providing full cable protection. Feeders can be jointed if longer lengths needed. Additional mounting accessory with screws for under desk fixation.					
Floor cable feeder	Black	Plastic	24/90/700	1	**INS61200**
	Silver	Plastic	24/90/700	1	**INS61201**
Mounting accessory for Floor cable feeder	Black	Plastic	15/55/25	1	**INS61202**
Cable clamp					
Cable clamps, fixed with adhesive tape, for routing small bundles of cables on or under desk. A simple way to arrange cables on desk or hide them under desk.					
Cable clamp	White	Plastic	19/85/18	5	**INS61209**
Cable grommet					
Grommets mounted in Ø 60 mm or Ø 80 mm diameter holes in the desk. For routing cables through the desk and help make the installation easy. Cover with adjustable swivel opening.					
Cable grommet Ø 80 mm	White	Plastic	Ø 94/25	2	**INS61211**
	Black	Plastic	Ø 94/25	2	**INS61212**
Cable grommet Ø 60 mm	White	Plastic	Ø 71/24	2	**INS61214**
	Black	Plastic	Ø 71/24	2	**INS61215**
Grommets mounted in Ø 60 mm or Ø 80 mm diameter holes in the desk. For routing cables through the desk and help make the installation easy. Cover with brush opening.					
Cable grommet Ø 80 mm	Anodized	Alu	Ø 89/15	1	**INS61210**
Cable grommet Ø 60 mm	Anodized	Alu	Ø 67/15	1	**INS61213**

P148294

P148293

P148333

P148321

P148316

P148322

Reference number overview

I
INS44000.....9
INS44001.....9
INS44008.....9
INS44009.....9
INS44012.....9
INS44013.....9
INS44014.....9
INS44015.....9
INS44030.....9
INS44031.....9
INS44032.....9
INS44033.....9
INS44050.....8
INS44051.....8
INS52001.....7
INS52002.....7
INS52003.....7
INS52100.....4
INS52101.....4
INS52102.....4
INS52103.....4
INS52120.....5
INS52121.....5
INS52122.....5
INS52123.....5
INS52124.....5
INS52125.....5
INS52126.....5
INS52127.....5
INS52150.....6
INS52151.....6
INS52152.....6
INS52153.....6
INS52154.....6
INS52155.....6
INS52156.....6
INS52157.....6
INS52158.....6
INS52159.....6
INS52160.....6
INS52161.....6
INS52162.....6
INS52163.....6
INS52171.....4
INS52172.....4
INS61200.....10
INS61201.....10
INS61202.....10
INS61209.....10
INS61210.....10
INS61211.....10
INS61212.....10
INS61213.....10
INS61214.....10
INS61215.....10
ISM50356.....7
ISM50371.....7

Notes

Notes

Notes

Environmental Data Program

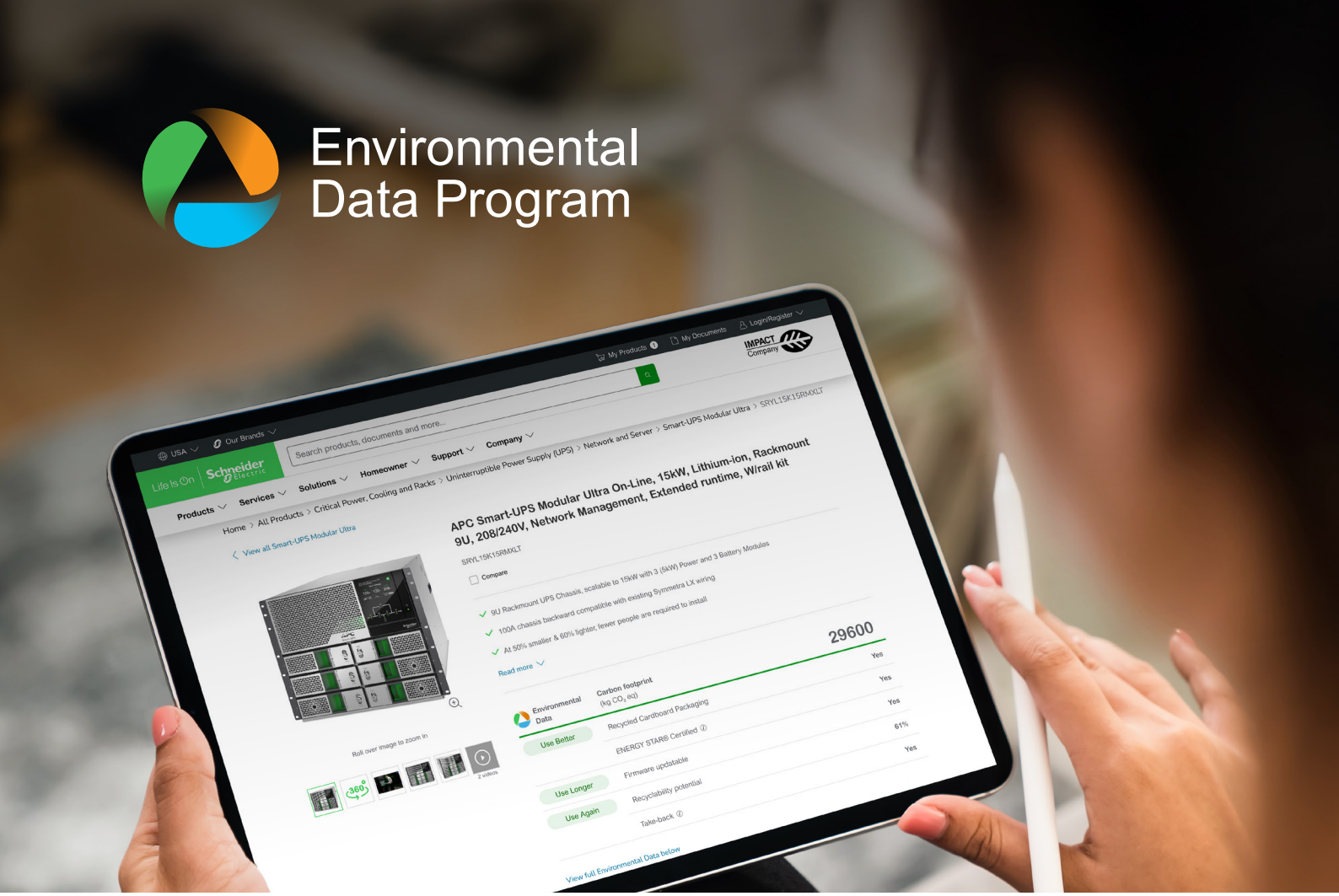

Next-level transparency for better-informed product choices

The Environmental Data Program is a framework for how we measure, categorize, and compare the environmental attributes and footprint of our products.

Using a rigorous, fact-based methodology, the program provides environmental data from across the product lifecycle.

Five data categories across the product lifecycle

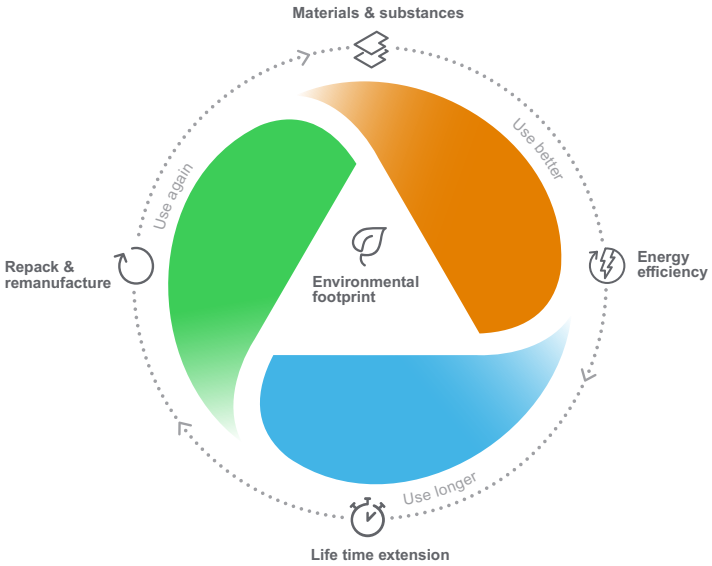

Use Better: How sustainable a product is, including environmental footprint, materials and substances, packaging, and energy efficiency.

Use Longer: How a product's life time can be effectively extended in terms of repairability and updatability.

Use Again: How a product can be reused, from dismantling and remanufacturing to recyclability and manufacturer take back.

With this transparent, verified data, customers and partners are empowered to make conscious environmental choices and accurately evaluate and report on sustainability performance.

All our hardware offers have an associated environmental data available on se.com product pages.

Learn more about the Environmental Data Program

Schneider Electric Industries SAS

35, rue Joseph Monier
CS 30323
92506 Rueil Malmaison Cedex
France

RCS Nanterre 954 503 439
Capital social 896 313 776 €
www.schneider-electric.com

05-2026

© 2026 - Schneider Electric. All Rights Reserved.
All trademarks are owned by Schneider Electric Industries SAS or its affiliated companies.
LSB03166EN

This document has been
printed on recycled paper