The Actassi system

Catalogue 2024

Seamless end-to-end network connectivity

se.com

Life Is On | Schneider Electric

Actassi puts all the differences aside!

The best features of our local brands and ranges are now merged into one, complete global system – Actassi.

Contents

The Actassi system 5 1



Actassi Copper solution 31 2



Actassi Fibre solution 109 3

Actassi Enclosures 165 4

Spare parts -For Actassi Enclosures 247 5

Index 250 6

P126280

A short Actassi summary

Here is a short summary for you: Actassi is Schneider Electric's new global state-of-the-art range for networking and connectivity infrastructure solutions, created for buildings and data centres. It consists of the best performing features from local Schneider Electric brands such as LexCom, Infraplus, Clipsal Datacomms, Sarel and Himel. To be able to offer every installer around the world, the best-of-the-best solutions, we have created ONE single system; Actassi.

Searching for a smaller sized home solution? LexCom Home should be your choice. You'll get data, TV and telephone in all rooms, and even access to all medias at the same time from the same outlet.

All products are designed to give superior usability and performance. They exceed the most advanced international standards, such as ISO/IEC 11801 Ed3.0 for the new S-One connector. All S-One connectors are manufactured to provide exceptional Cat 5e, Cat 6 and Cat 6_A performance for shielded and unshielded data networks.

Furthermore Actassi is fully integrated with a wide range of other Schneider Electric solutions and products, such as the Total Office Performance system including products to create a true organic office – read more on page 8-page 9.

The Actassi system consists of a comprehensive set of products:

- Connectors for Cat 5e, Cat 6 and Cat 6_A performance
- Cross-connect panels
- Copper and fibre optic LAN cables
- Patch cords and connecting hardware
- Cabling and server enclosures

Building
Actassi

Green Premium to guarantee our products are compliant with International Environment Regulations & Standards (RoHS, REACH, PEP and EoLI)

Reliable cabling solution & proven technology backed by **extended system warranty**

Superior connectivity with compliance of **international standards (TIA/EIA, ISO/IEC, AS/NZ)**

Apply the latest building management technologies with **proven PoE+ connectivity** to increase efficiency of power usage

Intelligent Management



Enclosures



Pre-term Copper solutions





Superior cable & Connectivity

Actassi is a part of the TOP system

By now you know that Actassi is the smartest way to create reliable and high-performing network connectivity. So let's add some more interesting facts to that piece of information; Actassi is also part of our Total Office Performance system. Just like in a human body, it's the interaction between these parts that creates the organic quality of the complete system.

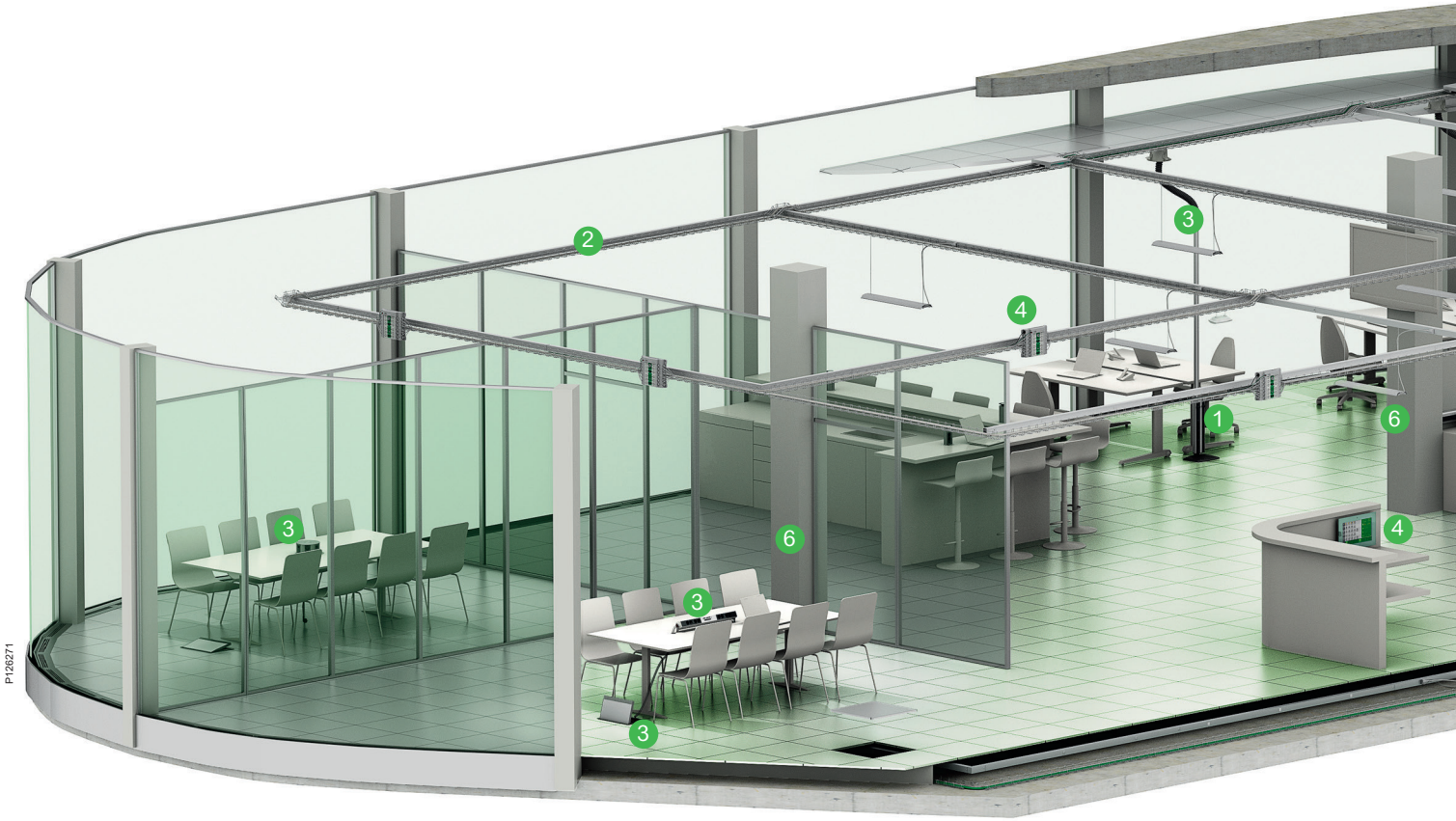

Connectivity

Actassi

Network connectivity is as essential for a modern office as the signal substances are for your body's inner communication. Actassi is as intuitive, fast and reliable.



Infrastructure

Canalis / Performa

Canalis busbars and Performa mesh trays are the bone structure which distributes power and network throughout the office building.

Installation system

OptiLine

OptiLine is to power and networks what your veins are to your blood circulation; Flexible, extensive, reaching into every corner.

Life Is On | Schneider Electric



4

Life Space Management
Uniq / Roombox

Uniq, Roombox and KNX provides convenient building control and energy management. All functions for LifeSpace Management are monitored from one single source.

5

Safety and Security
Dardo / Twinbus

Finally your office needs eyes, ears and senses. Twinbus is the vigilant door entry system and Dardo and Exiway provides all the safety you need with its signs and alarms.

6

Wiring devices
Altira

This is the office building's skin, containing great functions and presenting them in style.

Data Center
Actassi

Future proof application & above-the-standard performance to maximize the total lifecycle of Actassi solution

Space optimization to maximize ROI by utilizing the scared space resources in data center

Easy deployment to reduce the construction time needed for new data center

Real time monitoring to secure network continuity of physical layer. Minimize downtime that is caused by human error

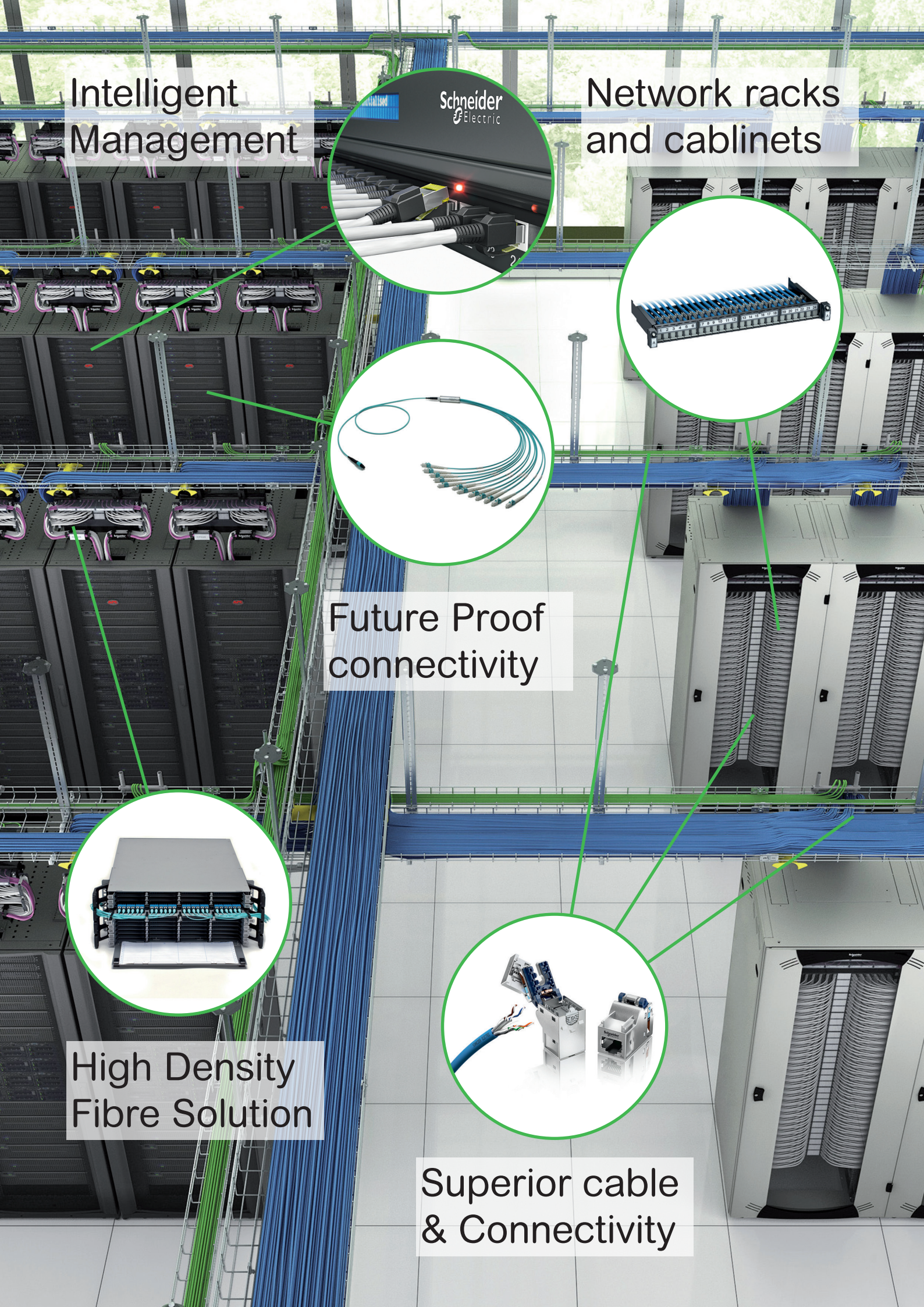
Intelligent Management
Network racks and cablinets
Future Proof connectivity
High Density Fibre Solution
Superior cable & Connectivity

Actassi network connectivity solutio

Entrance Room (ER)

Actassi single-mode OS2 fibre cables for optimised cable performance in entrance room

Single-mode OS2 fibre cables

Telecommunication Room (TR)

Actassi multi-mode OM4 fibre cables for speeds beyond 40 Gigabit/s and 100 Gigabit/s

Multi-mode OM4 fibre cables



Equipment Distribution Area (EDA)

Tough Cabling for superior data transmission performance regardless of installation quality; and 10G solution for fast data transmission over extensive equipment distributions

F² cables

10G solution

ID-3TM F² patch cords

Storage area

Actassi's fibre solution for quick retrieval of storage data

Life Is On | Schneider Electric

ns for data centres

1

Test lab

Tough Cabling for efficient testing activities

F² cables

Control room

Actassi Tough Cabling for superior data transmission, and F² secure patch cords to ensure there are no unauthorised disconnections

F² cables

ID-3TM F² secure patch cords

Main Distribution Area (MDA)

Actassi MPO plug-n-play solution for high bandwidth demand, high-density reliability and scalability



MPO solution

Horizontal Distribution Area (HDA)

MPO plug-n-play solution for guaranteed performance; and 10G solution for fast data transmission over extensive data applications

10G solution

MPO solution

Backbone cabling

Horizontal cabling

Superior usability

By constructing a complete system, we have made sure that there will never be incompatible differences in-between parts. But as an installer, we believe you would like to know the specifics. Let's take a closer look at some less visible Actassi advantages!

Actassi system

With innovations such as the S-One connector, the sliding 19" patch panels and the CL-MX cable, Actassi allows you to work faster. Installation time will be decreased by up to 20 %, still high-performing network cabling is assured.



The fast and trouble-free Actassi S-One connector

The One-piece RJ45 connector is tool-less to open and close. Advantages such as the colour coding, smart bridle, U-shaped cable entry and automatic 360° earthing allow you to connect up to 50 % faster. A cutting plier is all the tooling you need. Actassi S-One is designed by Schneider Electric, manufactured in our state-of-the-art factory in Denmark and is fully compliant with the latest standard ISO/IEC 11801 Ed3.0.



The new Actassi CL-MX cable has a patented metallic crossfiller for better link performance and less installation operations. No need of separation distance to power cabling and no need of ANEXT field testing.



The high-performance CL-MX cable

A new and innovative shielded Cat 6_A cable with 3 times faster installation and a superior transfer impedance performance. The secret is the patented single-foil metallic crossfiller that brings 3x shielding, improved EMC and less cutting operations.



The pre-equipped 19" panels

The Actassi 19" patch panels with sliding and quick-fix function, automatic earthing, quick-release button and rear cable identification will delight any professional.

Actassi VDS allows airflow of 80 %

The new Actassi enclosure for server applications is very robust and can be mounted with up to 750 kg of 19" components. The micro-perforated door ensures superior air circulation. Cable entries at the sides enable ergonomic installations.

Actassi helps you get more jobs done by speeding up each task.

P126926

Install seamless end-to-end connectivity

Actassi includes everything needed to install and operate network connections simply and intuitively.
Technical innovations and ergonomic features exceeding the demands of end-users and installers, enhance productivity in every workplace.

Actassi is easy to specify, install, use and upgrade. Together with our OptiLine installation system you will have a very flexible network access.

PB501435

Actassi 19" Enclosures

A complete range of products including all sizes of enclosures, from 6 units to 47 units with different widths, depths and compositions.


P124895

Actassi 19" Panels

Sliding function, automatic earthing, quick-release button and rear cable identification make the Actassi 19" panel a delight to install.

P111569

Quick Fix
Our 19" panels are all equipped with the Quick Fix function, allowing simple, firm and convenient installation and maintenance.


P121600

Actassi S-One – Twice as fast

The new Actassi S-One RJ45 connector, with features like the smart bridle, is up to 50 % faster to connect than most other connectors.

P127327

CL-MX cable
The new Actassi CL-MX cable has a patented metallic crossfiller which brings 3x shielding and superior EMC. Still it's 3 times faster to install!


P131340

Life Is On Schneider Electric

Cable management for perfectionists

Every cord and cable is easily fixed and fastened in its designated place.

Clear marking

Both patch panels and connector face plates are equipped with a system for clear marking.

Expand in no time

The patch panels are pre-equipped and have benefits such as the Quick Fix and a convenient sliding function.

Altira
The Altira range contains all the functions and finishes you need to make a complete and stylish installation.

Wall installation
The OptiLine trunking makes tele, data and power easily and elegantly accessible.

Table installation
Increase function, technology and design by providing network and power access for complete flexibility.

Floor installation
For a truly flexible solution, use our two-sided post.
It's equipped with a fixing for the innovative floor grommet, enabling easy future adjustments.

Complete peace of mind

Did you connect the right wire? Did you remember earthing? With Actassi you never have to worry again. The shielded connectors have an automatic 360° earthing, so you will save time and provide safe installations simultaneously. But security isn't only a built-in feature in products. It's also a philosophy that has governed the way we have designed the Actassi support services and warranties.

We offer comprehensive training programmes as well as extensive warranties.

You will get it right, intuitively

Actassi system warranty covers the complete network, from the technical room to the workstation. Ask your local Schneider Electric sales office for detailed information on the warranties and support resources in your country.

Actassi is built on intuitive installation technology, making it very hard to fail. But if there are any uncertainties, don't hesitate to call your local support services.They are happy to answer your questions. And if there is something you would like to excel at, you are always welcome to join our training programmes.

Certified standard and global accessibility

All Actassi products are certified to the highest standards by a third party. Several products actually exceed international standards to give you true top-class performance and reliable connectivity. Our worldwide presence and well-known distribution partners also ensure both global and local access to our products and services.



The Digital Rule helps you select products

Do you find it hard to select RJ45 connectors, patch panels, cables and enclosures? Visit schneider-electric.com and try our Digital Rule. It's an intelligent online e-catalogue which will facilitate your choices and ensure an error-free specification.

Environment in focus

Energetic and environmental responsibility lies at the core of Schneider Electric culture and strategy. We strive to reduce the environmental impact of our products throughout their entire life-cycle, particularly through eco-design and eco-production.

Actassi is compliant with RoHS, the REACH European directives and PEP Eco passport. Product Environmental Profile available on request.

P127354

Eco-design

Actassi CL-MX cables is one example of Eco-design. Halogen-free, flame or fire retardant. In case of fire, the result of using Actassi CL-MX is the reduction of the emissions of opaque smoke and acid gases. Thus, it helps reducing damages to equipment and allows people to escape from the building more easily.

The European Union enacted an Energy using Products (EuP) framework directive in 2005 (directive on the eco-design of products) which seeks to promote eco-design approaches in priority sectors, or even to specify the aims of impacts for some products.

Although Schneider Electric's supply is outside of the EuP target, it generalises the eco-design approach to all its developmental activities and undertakes to communicate the environmental features of its products through Product Environmental Profiles (PEPs).

P127327

Product Environmental Profile

For each product Schneider Electric undertakes to publish a Product Environmental Profile (PEP). It provides customers with information on their environmental performances during their life cycle as well as the best treatment solutions at the end of their life. To ensure transparency and the validity of the data, it complies with ISO 14025 in an inter-professional programme which sets shared calculation and drafting rules for publishing the environmental impacts of products.



P131634

Actassi 19" patch panels

The Actassi 19" panels are indeed an installer's delight! They are innovative, simple and efficient. They are also part of the global Actassi product portfolio for Network Connectivity including connectors, cables and enclosures. Actassi is also a vital component of TOP – the Total Office Performance system – making workspaces energy efficient, flexible and comfortable. TOP includes everything from power and data distribution, to safety systems and lifespace controls. So, when you choose Actassi you'll get superior usability and a truly seamless end-to-end connectivity.



P110158

Life Is On Schneider Electric

Making professional IT and network installations easy

Now, furnishing or maintaining our 19" racks with panels couldn't be done easier or faster. Actassi panels are all equipped with the Quick Fix function, a mechanism mounted at each side of the 1U panel, which helps them to be quickly opened.

P111569

All Actassi panels are equipped with the smart and innovative Quick Fix function.



P111437

A panel for every need

We've got panels for fibre optic, data and telecom. They have all been developed with two words in focus - easy and smart. Some examples; Quick Fix function, sliding panels, clear marking and easy cable management.

The fibre optic panels also have a highly developed protection against dust. And the best of it all, the panels are also available pre-equipped, to make your ordering and installation as simple as possible. Of course power panels are also part of our offer.

P111548

Quick Fix
Just press the button and the panel smoothly slides out. Other Quick Fix secrets are the guiding fingers and the pre-mounted screws. The integrated label holder gives the panel a unique identity.

P110643

Homogeneous design
Actassi is not only a high quality system, it also looks good!
The appearance is really professional since we have kept the same aesthetics for the whole range.



P110642

Future proof
All Actassi products are part of our modular offer for creating a professional IT and network environment. The robust design, construction and high-quality materials are other long-lasting guarantees. That's why the Actassi products are future proof.

P110644

Good overview
The transparent front lids and the top cover protect the patchcords and fibres, and give a clear visibility of the inside.

Actassi data panels

The data panels contain a front configuration for 24 RJ45 connectors. All panels have the smart Quick Fix function. They are also available pre-equipped with connectors, shutters, label holders and a rear cable organizer. We try to make your life as easy as possible.

P121216

The data panel is available pre-equipped with the innovative S-One connectors.



P110421

P110429

Sliding helps installation
Maintenance and extensions are smoothly performed with the help of the Quick Fix sliding function.



P121597

Actassi S-One
The connectors are a one-piece design for very fast and reliable wiring. Actassi S-One exceeds component hardware certification for standards like ISO/IEC 11801 Ed3.0 for Cat 6_A, ensuring optimized network performance.



P110418

Cable management
Apart from the systems with colour codes, labels and numbers, the technical setup at the rear of the panel is designed to enhance order. Cables of various diameters are easily mounted and kept in place in specified slots.

P110417

Rear position numbers
Keeping track of each RJ45 could sometimes be very hard. Actassi is changing all of that! The cable numbers at the rear correspond to those at the front, simplifying installation and maintenance from both sides of the rack.



P110607

Automatic earthing
An automatic earthing for FTP/STP versions is integrated in the panel.



P110416

Clear front marking
Each panel plate has an openable label holder. Print your own labels or use the included versions with pre-printed port numbers. Each shutter can also be colour coded for quick identification in both open and closed positions.

Actassi flat high-density panels

The new Actassi 19" flat data panel with connectors placed at an angle gives a new dimension to high density – the panels can be mounted directly on top of each other, with no need of intermediate guiding panels. They are available empty without connectors or equipped with Cat 6_A STP connectors.



P135366

Quick Fix function
The panels are equipped with a Quick Fix function for a fast installation.

P135754

The flat data panel contains a configuration for 24 RJ45 connectors with a clear marking both at the front and at the rear. The panels are easy to install thanks to the front access and the Quick Fix function. Use the vertical side rings for vertical management of the patch cords. Other features are the removable cable manager at the rear, the panel identification label and the hinged central label holder.



P135082

P135753

P135061

Vertical side rings
Vertical side rings and connectors at an angle give a true high density installation. The overhead patching frame saves space in the enclosure below.

P135364

Connectors at an angle
Connectors placed at an angle combined with front access simplify installation work.

P135365

Clear front marking
Large identification labels for easy readability from ground level.

P135366

Cable management
The cable manager can be folded or removed. Hooks for cable ties for extra safety.

Actassi fibre optic panels

A simple all-in-one concept, pre-equipped with for example Quick Fix function, coiling wheels and cable glands. It has a capacity of 24 fibres and has transparent lids for protection and a clear visibility of the inside. Can hold up to 4 cover plates, and since it is delivered with 3 blank plates, the choice is open for the fourth to be used according to your needs. The cover plates are available in empty and pre-equipped versions with adapters.

To match your fibre optic panel we have developed a range of pre-equipped cover-plates. It's a time--saving, safer and smarter way to work with your installations.





Coiling wheels
The panel contains wheels to keep the fibres in place and to avoid tension on the connectors. This will also give a correct bending radius and more space for excess lengths of the fibres.



Excellent protection
The transparent covers give both protection and overview. The front covers can be opened for quick access and the top cover is easily removed.



Clear marking
Since the marking is very clear, identifying the cable you are looking for will never be a problem.



Integrated guiding panel
A patchcord guiding panel, with smoothly shaped edges to protect the cords, is integrated in the panel. So there is no need to add a separate guiding panel that would take another 1U space.



Rear quick fixation
A quick-fixation system is provided for the cables at the rear. Use the provided 16 mm glands for cables. If a 21 mm gland (not provided) is needed, just remove the rear plastic support and fix the gland directly in the cable entry. Quick and easy!



Sliding function
The panel can be slided or completely removed for a more convenient working position.



Life Is On | Schneider Electric

Actassi telecom panels

The smart and high capacity 19" telecom patch panel provides up to 50 connections. Very easy fixation of the panel thanks to the Quick Fix function with guiding fingers and pre-mounted screws. The label holders are easily opened without using any tool.



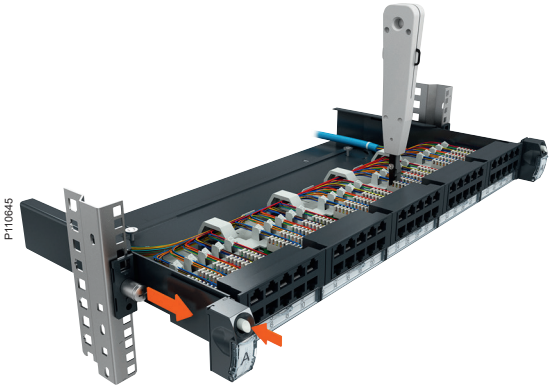

Exceptional robustness
The sliding function does not deteriorate the stability. As a proof you can use the punch down tool for LSA contacts with the panel in a sliding-out position. You don´t need to remove it from the rack first!



Punch down tool
This is the punch down tool for LSA contacts, to be used for telecom cable connections.



Cable identification
No need trying to figure out which cable goes where. The cable identification is very clear on the clever fixing guides.

Safe and easy earthing
The panel has two earthing connection points for both shielded cables and for the rack, easily accessible at the rear.

Clear marking
The telecom panel comes with pre-printed labels and openable label holders.

Power panels and accessories

The Actassi system also includes a range of power panels and smart accessories for improved cable management. The power panels are available in several versions, for example with a protected light switch and overvoltage protection. The innovative patchcords guiding panel is equipped with four openable rings, managing up to 48 cords.

P110142

Power panel
With Quick Fix function and 3 m of power cord. Several versions, for example with protected circuit breaker/earth leakage.

P133073

P110145



Brush and blank panel
Brush guiding panel. Blank panel instead of an empty gap in the rack.

P110148

P133071

Guiding panels for patch cords
The 1U panel manages 24 cords, and 2U panel 48 cords. Easily opened but still safe, since a clever device prevents cords from falling out. Also possible to pull out only one cord if needed.



P110464

P110149

P133072

Side rings for rack 800x800
Rings for vertical management of up to 48 patch cords, attached to each side of the guiding panel (or any panel with Quick Fix). Available for 1U and 2U.

P110464

P110143

Vertical rings for rack 600x600
For the 600x600 racks, use the smaller tie up devices to keep your installations in neat order.



P110615

Life Is On Schneider Electric

Actassi consolidation box

Cabling infrastructure installations are requested to be more flexible in order to:

Support quick reorganization of the building usage.

Simplify the deployment of new devices and applications that becomes progressively IP based.

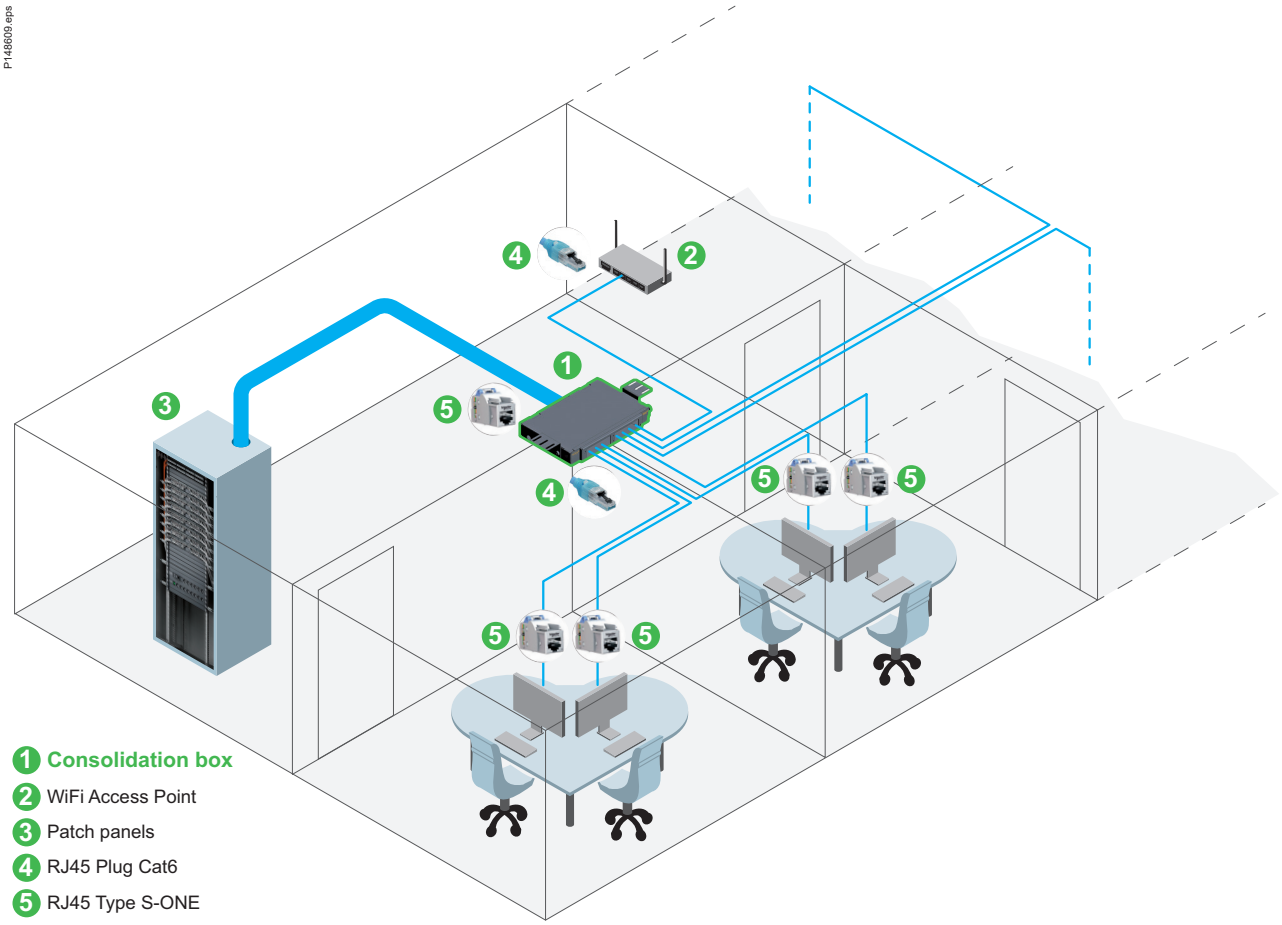

Actassi consolidation point is this new node of cabling infrastructure. It has been developed to ease the installation either in ceiling or in technical floor with same components. It is equipped with shutter, label and label holder to be managed inside the whole installation as the other elements.

Standards have defined new topologies for distributed services in building in which the consolidation point becomes a central node and it makes the network more scalable.

Life Is On Schneider Electric

Installation in cabling infrastructure are now requested to be very flexible. It must be able to support quick reorganization of the building usage and able to simplify the deployment of new devices and applications that are now IP based. Wireless access points, IP cameras, building automation control devices are now directly connected using plug terminated links. These links are connected to a consolidation point. That's why we propose a new set of consolidation box in Actassi range.

1950301_S1_ISO-35.eps

Cable management
The inside of the box is designed to enhance order. Cables of various diameters can easily be mounted and fixed on specific features.

1950301_S1_ISO-35.eps

1950301_S1_ISO-35.eps



IP protection
Brush are installed on all cables entrances to protect the inside from dust.

1950301_S1_ISO-35.eps



Cover
Cover is removable and can rotate
It allows an easy installation of RJ45 connected with cable inside the box.

P110607-layout3197.eps



Automatic earthing
An automatic earthing for FTP/STP versions is integrated in the consolidation box.

P110416-layout5300.eps



Clear front marking
Each consolidation box plate has an openable label holder. Print your own labels or use the included versions with pre-printed port numbers. Each shutter can also be colour coded for quick identification in both open and closed position.



Life Is On | Schneider Electric

Actassi Copper solution

Connectors 32
S-One 36
S-One DPM 42
S-110 48

Cables 54
EMEAS 62
APAC 70
Accessories 75

Pre-terminated solution CL-MLink 76
EMEAS 76
APAC 82

CP-Link and patch cords 84
CP-Link 84
Patch cords 85

Panels 88
S-One 92
S-One DPM 94
S-110 95
Telecom 98

HD panels 99
S-One 99
S-One DPM 100
S-110 101

Cable management and accessories 102
S-One, S-One DPM and S-110 102

Power panels 104

Consolidation box 106

Actassi S-One RJ45 connectors

P121615

Actassi S-One with one-piece design for faster and safer installations

Without any loose parts the Actassi S-One connector is more compact, easier to handle and up to 50 % faster to connect. The connector is delivered open, ready to connect. It has an automatic 360° cable earthing, a simple locking termination and a very smart locking function. The robust one-piece design is suitable for all applications, and in the Actassi S-One range you'll find both unshielded and shielded connectors of all categories.

P121600

PoE++

The Actassi S-One connector is now certified and fully compliant with the PoE++ standards by Force Technology (Delta), allowing transport of up to 100 W in the data cable.



P121597

Ready...

S-One is delivered open. Just insert the cable in the central U-shaped entry.



P121620

Steady...

Close the smart bridle – it will automatically lock the cable and provide 360° earthing.



P121599

Done.

Shut the connector. A "click" confirms that it's locked into its firm and reliable position.

Actassi S-One benefits

U-shaped cable entry with a smart bridle

Despite being compact in size, the connector has enough space inside for your work. All functions are designed to ease your installation.

Smart bridle with elastomer insert for cable locking reduces risk of damaging cables.

U-shaped cable entry. Easy access for all cables.



Central cable entry for optimized performance.

Safe and automatic 360° earthing

Actassi S-One easily provides automatic earthing without any tools.

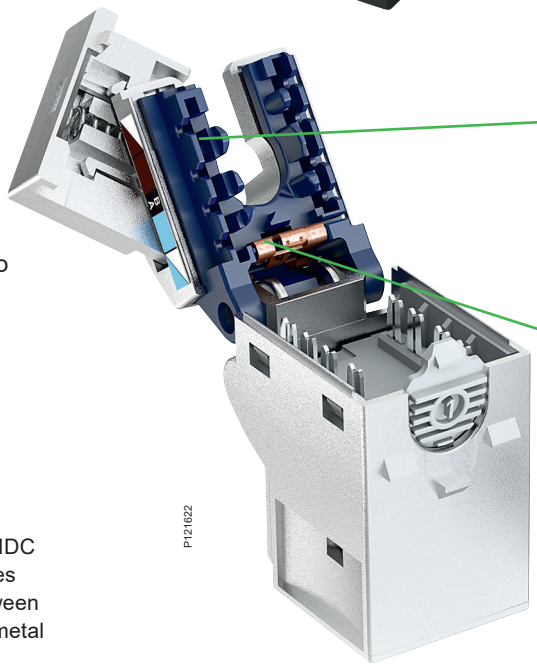



Automatic 360° earthing with spring-loaded locking and earthing bridle.



Integrated earth-drain contact provides double earthing.

Protected IDC

With Actassi S-One it's nearly impossible to damage cables or fingers, since the IDC is concealed in a cavity.



Insulated plastic IDC housing eliminates short-circuit between conductors and metal body.

Ergonomic design

Installing shouldn't be painful! So in the Actassi S-One range it isn't.

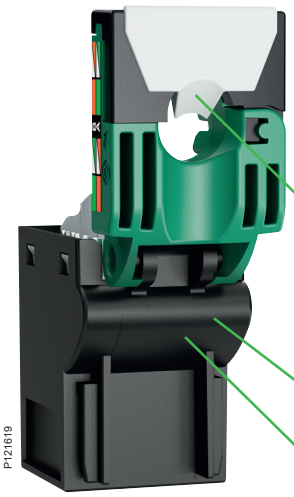

Bridle with elastomer insert (unshielded) for convenient locking and soft touch.

Smooth design with rounded edges.

Touch-friendly materials.

Re-open in two clicks

You can hear the Actassi S-One opening and closing.

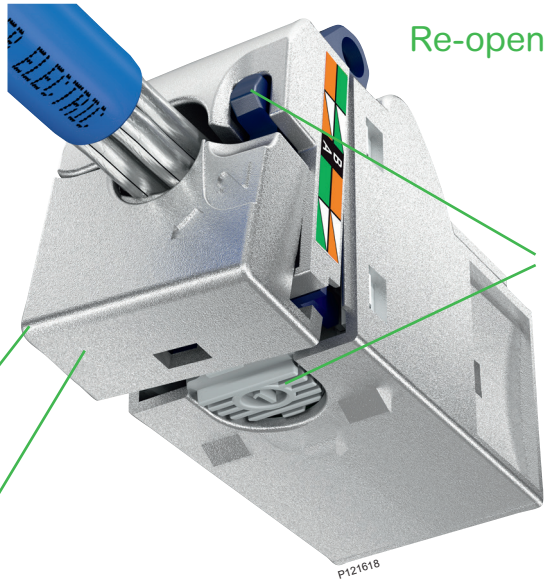

Quick-release buttons for tool-less re-opening.

Reduced risk of damaging connections.

Re-close with a simple click-click.

Actassi S-One is colour-coded

The Actassi S-One wire organizers are colour-coded to make performance identification safer and easier. Both unshielded and shielded connectors are coded according to the same system. Green for Cat 5e, light blue for Cat 6 and dark blue for Cat 6_A.

Unshielded

The unshielded Actassi S-One connectors have a smooth feel. The design promotes safety and comfort by its finely contoured shape, edges and elastomer insert.

Practical eco-box

- Box of 12 connectors.
- Connectors delivered open, ready to connect.
- Cardboard package for easy recycling.

Integrated hook for the 19” rack.

P121621

Shielded

The shielded Actassi S-One connectors have two very time saving and safe features. It’s the spring-loaded bridle for locking and automatic 360° earthing, and the integrated earth drain contact, which provides efficient double earthing.

P111105

Full compliance with ISO/IEC 11801 Ed3.0

To get your complete network installation classified you need to work with classified components. That’s why you should choose our solutions. We provide seamless end-to-end connectivity through safe, speedy and reliable network installations. We are constantly adjusting and updating our portfolio, and at the same time making sure that they are fully compatible with older and future solutions.

Cat 5e	Cat 6	Cat 6_A

P121211

P121212

P121213

P121214



P121215

P121216

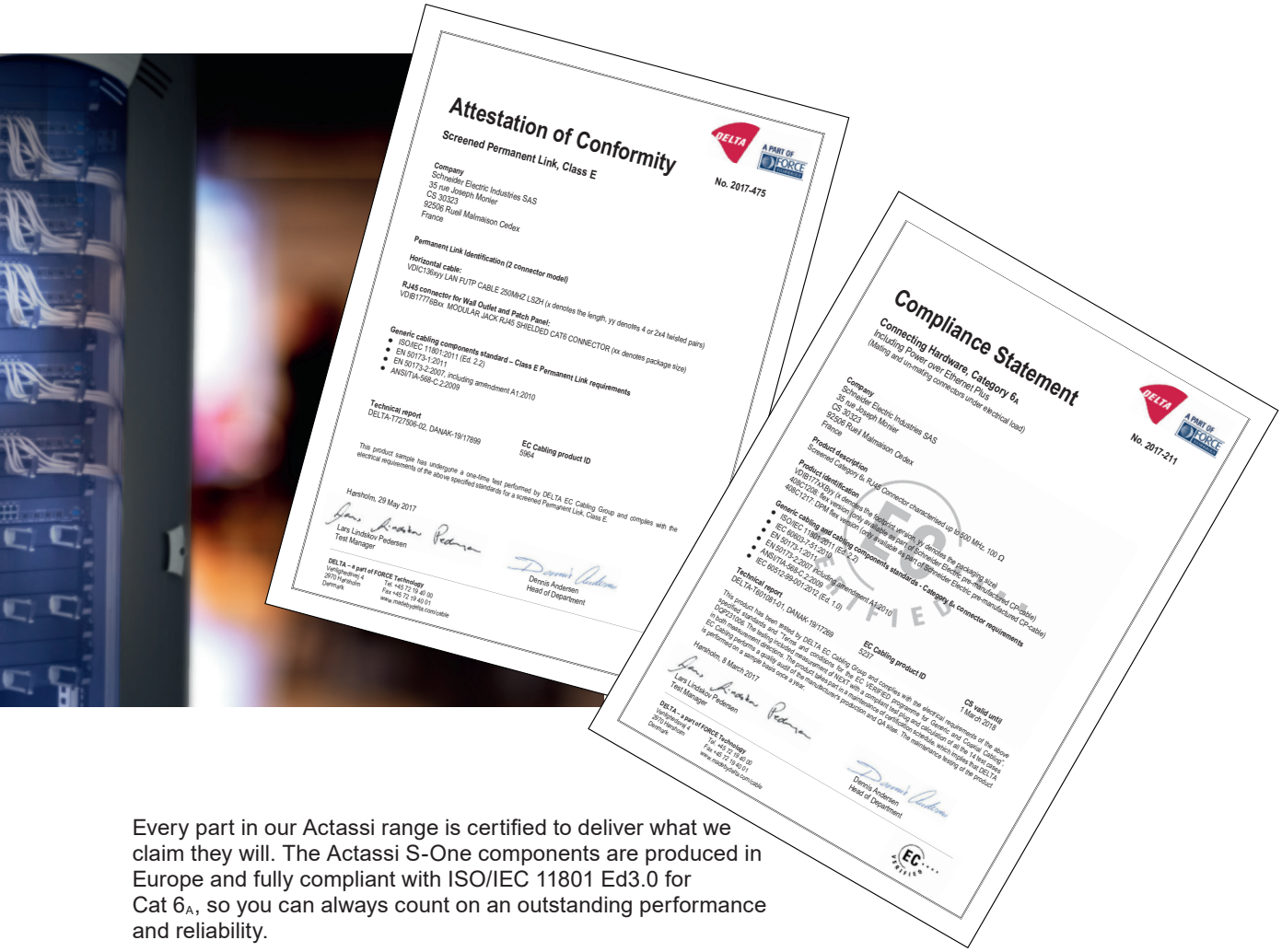

Every part in our Actassi range is certified to deliver what we claim they will. The Actassi S-One components are produced in Europe and fully compliant with ISO/IEC 11801 Ed3.0 for Cat 6_A, so you can always count on an outstanding performance and reliability.

P1478137, P148138

Connectors
S-One

P147112.jpg

More data available on the web.
Scan and discover.

http://go2se.com/web/guest/landing/services/ref=VDIB1772XU12/sn=0?redirect=false

For scanning, download the free Unitag app on
unitag.io/app

- Performance categories: Cat 5e, 6 and 6_A, unshielded and shielded
- Material: unshielded in ABS plastic, shielded in zamak
- Size: height 28 mm, width 18 mm, depth 35 mm
- Applicable standards:
  - ISO/IEC 11801 Ed3.0, class EA permanent link and channel
  - IEC 60603-7-51 Cat 6_A connecting hardware
  - ANSI/TIA-568-C.2 Cat 6_A connecting hardware
  - PoE++ (100 W) IEC 60512-099-002
- One-piece design and U-shaped cable entry
- Tool-less IDC termination
- Earthing (shielded): metallic, 360° self-adjusting, plus drain wire contact
- Operational temperature range: -40°C to + 70°C.
- Plugs compliant with IEC 60603-7 series to use (RJ45)

P121211

P121214

S-One C5e – Cat 5e

Description	Qty/pack	Ref. No
RJ45 Connector Cat 5e unshielded	1	**VDIB17725U01**
	12	**VDIB17725U12**
	96	**VDIB17725U96**
RJ45 Connector Cat 5e shielded	12	**VDIB17725B12**
	96	**VDIB17725B96**

P121212

P121215

S-One C6 – Cat 6

Description	Qty/pack	Ref. No
RJ45 Connector Cat 6 unshielded	1	**VDIB17726U01**
	12	**VDIB17726U12**
	96	**VDIB17726U96**
RJ45 Connector Cat 6 shielded	1	**VDIB17726B01**
	12	**VDIB17726B12**
	96	**VDIB17726B96**

P121213

P121216

S-One $C6_A$ – Cat 6_A

Description	Qty/pack	Ref. No
RJ45 Connector Cat 6_A unshielded	12	**VDIB1772XU12**
	96	**VDIB1772XU96**
RJ45 Connector Cat 6_A shielded	1	**VDIB1772XB01**
	12	**VDIB1772XB12**
	96	**VDIB1772XB96**

Connectors
S-One
Accessories

P121213

Tool kit

Description

Provide all the mandatory tools to install the system.

- 1 cable stripper
- 1 connecting tool
- 1 flat screw driver for gain adjustment
- 1 Phillips screw driver for fixing
- 1 key for F connector
- 1 cutting clamp

Type	EAN code	Ref. No
Tool kit	3606480186110	**VDIR580020**

Actassi S-One DPM RJ45 connectors

P124674

Actassi S-One DPM with one-piece design for faster and safer installations

P130068

PoE++

The Actassi S-One DPM connector is now certified and fully compliant with the PoE++ standards by Force Technology (Delta), allowing transport of up to 100 W in the data cable.

Without any loose parts the Actassi S-One DPM connector is more compact, easier to handle and ensures great performance by making each connection 100 % reliable. The connector is delivered open, ready to connect. It has an automatic 360° cable earthing, a simple locking termination and a very smart locking function. The robust one-piece design is suitable for all applications, and in the Actassi S-One DPM range you'll find both unshielded and shielded connectors of all categories.



P124019

Ready...

S-One DPM is delivered open. Just insert the cable in the central U-shaped entry.

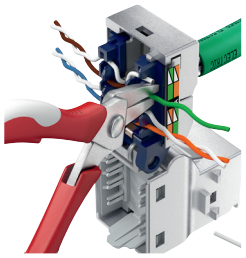

P124025

Steady...

Close the smart bridle – it will automatically lock the cable and provide 360° earthing.

P124673

Done.

Shut the connector. A "click" confirms that it's locked into its firm and reliable position.

Actassi S-One DPM benefits





Smart bridle with elastomer insert for cable locking reduces risk of damaging cables.

U-shaped cable entry. Easy access for all cables.

U-shaped cable entry with a smart bridle

Despite being compact in size, the connector has enough space inside for your work.
All functions are designed to ease your installation.



Central cable entry for optimized performance.

Safe and automatic 360° earthing

Actassi S-One DPM easily provides automatic earthing without any tools.

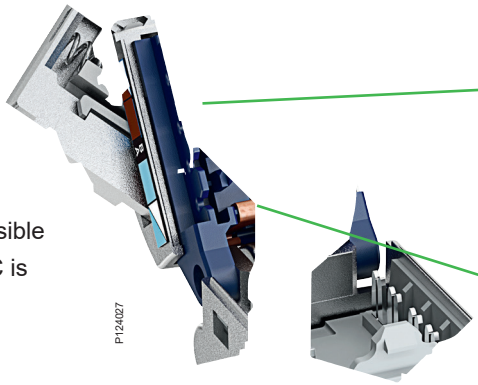



Automatic 360° earthing with spring-loaded locking and earthing bridle.



Integrated earth-drain contact provides double earthing.

Protected IDC

With Actassi S-One DPM it's nearly impossible to damage cables or fingers, since the IDC is concealed in a cavity.



Insulated plastic IDC housing eliminates short-circuit between conductors and metal body.

Ergonomic design

Installing shouldn't be painful! So in the Actassi S-One DPM range it isn't.



Bridle with elastomer insert (unshielded) for convenient locking and soft touch.

Smooth design with rounded edges.

Touch-friendly materials.

Re-open in two clicks

You can hear the Actassi S-One DPM opening and closing.



Quick-release buttons for tool-less re-opening.

Reduced risk of damaging connections.

Re-close with a simple click-click.

Actassi S-One DPM is colour-coded

The Actassi S-One DPM wire organizers are colour-coded to make performance identification safer and easier. Both unshielded and shielded connectors are coded according to the same system. Green for Cat 5e, light blue for Cat 6 and dark blue for Cat 6_A.

Unshielded

The unshielded Actassi S-One DPM connectors have a smooth feel. The design promotes safety and comfort by its finely contoured shape, edges and elastomer insert.

Practical eco-box

- Box of 12 connectors.
- Connectors delivered open, ready to connect.
- Cardboard package for easy recycling.

Integrated hook for the 19” rack.

P124671

Shielded

The shielded Actassi S-One DPM connectors have two very time saving and safe features. It’s the spring-loaded bridle for locking and automatic 360° earthing, and the integrated earth drain contact, which provides efficient double earthing.

P111105

Full compliance with ISO/IEC 11801 Ed3.0

To get your complete network installation classified you need to work with classified components. That’s why you should choose our solutions. We provide seamless end-to-end connectivity through safe, speedy and reliable network installations. We are constantly adjusting and updating our portfolio, and at the same time making sure that they are fully compatible with older and future solutions.

Cat 5e	Cat 6	Cat 6_A

P124008

P124007

P124006



P124011

P124010

P124009

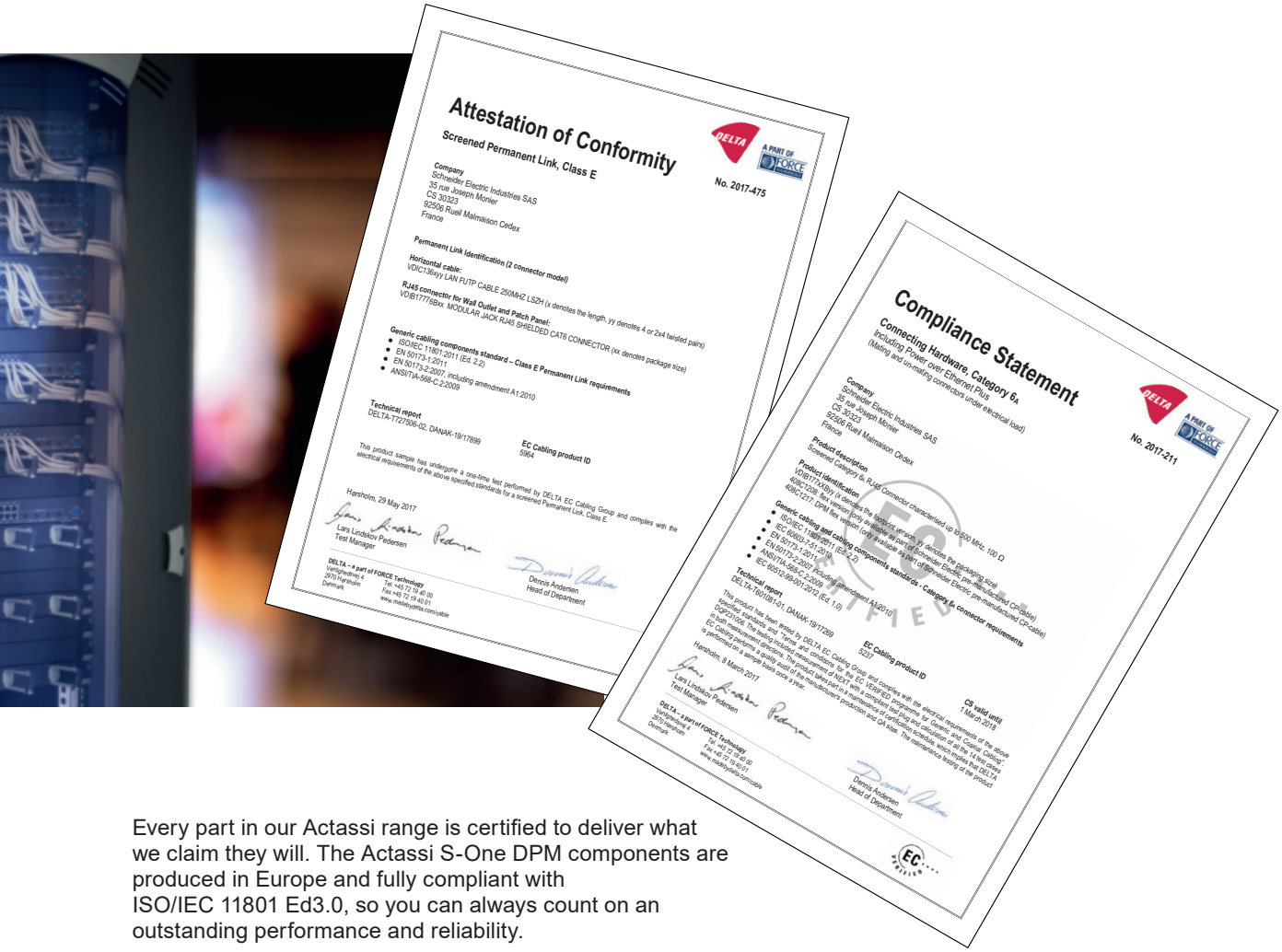

P1478137, P148138

Every part in our Actassi range is certified to deliver what we claim they will. The Actassi S-One DPM components are produced in Europe and fully compliant with ISO/IEC 11801 Ed3.0, so you can always count on an outstanding performance and reliability.

Connectors
S-One DPM

P147112.jpg

More data available on the web.
Scan and discover.

http://go2se.com/web/guest/landing/services/ref=VDIB1772XU12/sn=0?redirect=false

For scanning, download the free Unitag app on
unitag.io/app

- Performance categories: Cat 5e, 6 and 6_A, unshielded and shielded
- Material: unshielded in ABS plastic, shielded in zamak
- Size: height 28 mm, width 18 mm, depth 35 mm
- Applicable standards:
  - ISO/IEC 11801 Ed3.0, class EA permanent link and channel
  - IEC 60603-7-51 Cat 6_A connecting hardware
  - ANSI/TIA-568-C.2 Cat 6_A connecting hardware
  - PoE++ (100 W) IEC 60512-099-002
- One-piece design and U-shaped cable entry
- Tool-less IDC termination
- Earthing (shielded): metallic, 360° self-adjusting, plus drain wire contact
- Operational temperature range: -40°C to + 70°C.

P124008

P124011

S-One DPM C5e – Cat 5e

Description	Qty/pack	Ref. No
RJ45 Connector Cat 5e unshielded DPM	1	**VDIB17715U01**
	12	**VDIB17715U12**
	96	**VDIB17715U96**
RJ45 Connector Cat 5e shielded DPM	1	**VDIB17715B01**
	12	**VDIB17715B12**

P124007

P124010

S-One DPM C6 – Cat 6

Description	Qty/pack	Ref. No
RJ45 Connector Cat 6 unshielded DPM	1	**VDIB17716U01**
	12	**VDIB17716U12**
	96	**VDIB17716U96**
RJ45 Connector Cat 6 shielded DPM	1	**VDIB17716B01**
	12	**VDIB17716B12**
	96	**VDIB17716B96**

P124006

P124009

S-One DPM $C6_A$ – Cat 6_A

Description	Qty/pack	Ref. No
RJ45 Connector Cat 6_A unshielded DPM	1	**VDIB1771XU01**
	12	**VDIB1771XU12**
	96	**VDIB1771XU96**
RJ45 Connector Cat 6_A shielded DPM	1	**VDIB1771XB01**
	12	**VDIB1771XB12**
	96	**VDIB1771XB96**

Life Is On Schneider Electric

Actassi S-110 RJ45 connectors

P1148081.eps



Actassi S-110 high-quality ranges

Actassi S-110 is the high-quality range of RJ45 punch-down connectors with Keystone footprint. The connectors are unshielded, based on 110 termination technology and can be connected with Actassi Quick Termination Tool or Actassi punch-down tool. Actassi S-110 range provides full compliance to the latest international standards ISO/IEC 11801 Ed3.0 and ANSI/TIA-568-C.2. It is also compliant to PoE++ (PoE 100W) IEC 60512-99-002 and is supported by 3rd party laboratory certification.

Actassi S-110 RJ45 benefits

Actassi S-110 is the high-quality range of RJ45 punch-down connectors with Keystone footprint. The connectors are unshielded, based on 110 termination technology and can be connected with Actassi Quick Termination Tool or Actassi punch-down tool. Actassi S-110 range provides full compliance to the latest international standards ISO/IEC 11801 Ed3.0 and ANSI/TIA-568-C.2 and is supported by FORCE Technology (Delta) certification.

U-shaped cable entry

Customer is able to do termination with cable entrance by lateral or axial access

Easy termination

Same wire map for Cat 5e + Cat 6 + Cat 6_A = less risk to make wire connection errors

Keystone footprint

RJ45 jack is able to be integrated in Actassi faceplates and 19" patch panels



P147684-59.eps

Wires retention

Wires are maintained in the rear part of RJ45 during termination

Visible category

With 3 different markings it's easy to know the category just by looking the front of the connector
(5e = Cat 5e, 6 = Cat 6, 6A = Cat 6_A)

Transparent IDC cap

Clear and transparent IDC cap for faster visual inspection of wires after termination

Easy identification of applications

Available in several colours for easy and quick circuit/network identification and management in patch panels

Integrated automatic shutter

Patented automatic shutter to protect the RJ45 jack from dust and accidental insertion. Customer doesn't need to buy and install additional part to protect the RJ45 jack in 19" patch panel or in Wiring device faceplates

Fixed panels – empty and equipped with the S-110 connectors

The Actassi S-110 product range offers 2 Actassi panels where S-110 RJ45 connectors can be fitted. The panels have a Quick Fix function on both sides and they are equipped with 4 label holders and a metal tray cable manager.

You can choose empty panel or equipped panel (delivered with S-110 Cat 5e unshielded or S-110 Cat 6 unshielded connectors, see page 95).

P133075



Empty fixed panel for S-110 connectors
(for all categories **except Cat 6_A unshielded**)

P133076

Equipped fixed panel with S-110 connectors
(delivered with S-110 **Cat 5e unshielded** or **S-110 Cat 6 unshielded connectors**)

For the specific need of Cat 6_A unshielded system, a panel is available with an offset design to fit with specific requirements of S-110 Cat 6_A unshielded connectors.

This panel is equipped with S-110 Cat 6_A unshielded connectors (black colour, without shutters, see page 97).

P119458

Equipped fixed panel for S-110 connectors
(delivered with S-110 **Cat 6_A unshielded connectors**)

Actassi S-110

Industrial design

Our product design allows you to recognize the Schneider brand through the RJ45 jack aesthetic: logo, design and color. It's easy to associate it to Schneider Electric products and other ranges and is a proof of our willingness to provide you a full consistency in our offers.

Practical eco-box

- Box of 24 connectors.
- Connectors delivered in idividual, Plastic bag
- Cardboard package for easy recycling.

Full compliance with ISO/IEC 11801 Ed3.0

To get your complete network installation classified you need to work with classified components.

That's why you should choose our solutions. We provide seamless end-to-end connectivity through safe, speedy and reliable network installations. We are constantly adjusting and updating our portfolio, and at the same time making sure that they are fully compatible with older and future solutions.

Cat 5e	Cat 6	Cat 6_A

147696

P147603

P147710

P148082

P147684

P147691

P1478137, P148138

Every part in our Actassi range is certified to deliver what we claim they will. The Actassi S-110 UTP components are fully compliant with ISO/IEC 11801 Ed3.0 and also ISO 60512-099-001, so you can always count on an outstanding performance and reliability.

Connectors

S-110

Category 5e unshielded

P147730

More data available on the web. Scan and discover.

www.schneider-electric.com/qr-actassi_s110_rj45_connector

For scanning, download the free Unitag app on unitag.io/app

- Performance category: Cat 5e unshielded
- Material: PC-ABS plastic for UTP.
- Size: height 22 mm, width 16 mm, length 36 mm
- Applicable standards:
  - ISO/IEC 11801 Ed3.0
  - ANSI/TIA-568-C.2
  - IEC 60603-7-2 Cat 5e connecting hardware
- Keystone footprint
- Punch-down IDC termination
- Operational temperature range: -10°C to 60°C
- Can be terminated with Actassi punch down tool and with Actassi quick termination tool
- Delivered in individual bags with cabling instructions.

P147677

P147696

S-110 Keystone unshielded Cat 5e

Description	Qty/pack	Ref. No
Without shutter		
Connector RJ45 keystone unshielded, black	1	**VDIB17365UBK**
Connector RJ45 keystone unshielded, white	1	**VDIB17365UWE**

Connectors
S-110
Category 6 unshielded

P147730

More data available on the web. Scan and discover.

www.schneider-electric.com/qr-actassi_s110_rj45_connector

For scanning, download the free Unitag app on unitag.io/app

- Performance categories: Cat 6, unshielded
- Component certified by 3rd party laboratory
- Material: ABS plastic
- Size: height 22 mm, width 16 mm, length 36 mm
- Applicable standards:
  - ISO/IEC 11801 Ed3.0
  - ANSI/TIA-568-C.2
  - IEC 60603-7-4 Cat 6 connecting hardware
  - PoE++ (100 W) IEC 60512-099-002
- Keystone footprint
- Punch-down IDC termination tool
- Patented shutter
- Available in various colours
- Operational temperature range: -10°C to 60°C
- Individual bag with cabling instructions
- Can be terminated with Actassi punch down tool and with Actassi quick termination tool.

P147697


P147701

P147702


P147698

P147679


P147684

P147712

P147715

S-110 Keystone unshielded Cat 6

Description	Qty/pack	Ref. No
Without shutter		
Connector RJ45, keystone unshielded black	1	**VDIB17366UBK**
Connector RJ45, keystone unshielded blue	1	**VDIB17366UBU**
Connector RJ45, keystone unshielded red	1	**VDIB17366URD**
Connector RJ45, keystone unshielded soft grey	1	**VDIB17366USG**
Connector RJ45, keystone unshielded white	1	**VDIB17366UWE**
With shutter		
Connector RJ45, keystone unshielded shutter black	1	**VDIB17346UBK**
Connector RJ45, keystone unshielded shutter white	1	**VDIB17346UWE**

S-110 40 M Unshielded Cat 6

Description	Qty/pack	Ref. No
Without shutter		
Connector RJ45 40 M, unshielded translucent	1	**VDIB17386UTN**
With shutter		
Connector RJ45 40 M, unshielded shutter translucent	1	**VDIB17396UTN**

S-110 Keystone unshielded Cat 6 angle

Description	Qty/pack	Ref. No
Without shutter		
Connector RJ45, keystone unshielded white, angled	1	**ACTRJSMA6NSUWE**

Connectors
S-110
Category 6A unshielded

P147730

More data available on the web. Scan and discover.

www.schneider-electric.com/qr-actassi_s110_rj45_connector

For scanning, download the free Unitag app on unitag.io/app

- Performance categories: Cat 6_A, unshielded
- Component certified by 3rd party laboratory
- Material: ABS plastic
- Size: height 22 mm, width 16 mm, length 36 mm
- Applicable standards:
  - ISO/IEC 11801 Ed3.0
  - ANSI/TIA-568-C.2
  - IEC 60603-7-4-1 Cat 6_A connecting hardware
  - PoE++ (100 W) IEC 60512-099-002
- Keystone footprint
- Punch-down IDC termination tool
- Patented shutter
- Available in various colours
- Operational temperature range: -10°C to 60°C
- Individual bag with cabling instructions
- Can be terminated with Actassi punch down tool and with Actassi quick termination tool.

P147705

P147710

P147686

P147691

P147713

S-110 Keystone unshielded Cat 6_A

Description	Qty/pack	Ref. No
Without shutter		
Connector RJ45, keystone unshielded black	1	**VDIB1736XUBK**
Connector RJ45, keystone unshielded white	1	**VDIB1736XUWE**
With shutter		
Connector RJ45, keystone unshielded shutter black	1	**VDIB1734XUBK**
Connector RJ45, keystone unshielded shutter white	1	**VDIB1734XUWE**

S-110 40 M Unshielded Cat 6_A

Description	Qty/pack	Ref. No
Without shutter		
Connector RJ45 40 M, unshielded translucent	1	**VDIB1738XUTN**

Connectors

S-110

Category 5e, Category 6 unshielded

- Material: PC-ABS plastic for UTP
- Size: height 22 mm, width 16 mm, length 36 mm
- Applicable standards:
  - ISO/IEC 11801 Ed3.0
  - ANSI/TIA-568-C.2
  - IEC 60603-7-2 Cat5e connecting hardware
  - IEC 60603-7-4 Cat6 connecting hardware
- Compatible with 22-25 AWG
- Keystone footprint
- Punch-down IDC termination
- Operational temperature range: -10°C to 60°C
- Can be terminated with Actassi punch down tool and with Actassi quick termination tool
- Delivered in carton box of 24 RJ45.

S-110 Keystone unshielded Cat 5e

P148179

P148180

Description	Qty/pack	Ref. No
Without shutter		
Connector RJ45 keystone unshielded, black	1	**VDIEB17265UBK**
Connector RJ45 keystone unshielded, white	1	**VDIEB17265UWE**

S-110 Keystone unshielded Cat 6

P148181

P148182

Description	Qty/pack	Ref. No
Without shutter		
Connector RJ45 keystone unshielded, black	1	**VDIEB17266UBK**
Connector RJ45 keystone unshielded, white		**VDIEB17266UWE**

Connectors

S-110

Category 5e, Category 6, Category 6A, shielded

- Performance categories: Cat 5e, Cat 6 and Cat 6_A, shielded
- Component certified by 3rd party laboratory
- Material: zamak
- Size: height 22 mm, width 16 mm, length 36 mm
- Applicable standards:
  - ISO/IEC 11801 Ed3.0
  - ANSI/TIA-568-C.2
  - IEC 60603-7-2 Cat 5e connecting hardware
  - IEC 60603-7-4 Cat 6 connecting hardware
  - IEC 60603-7-4-1 Cat 6_A connecting hardware
  - POE+ (30 W) ISO 60512-099-001
- Keystone footprint
- Operational temperature range: -10°C to 60°C
- Individual bag with cabling instructions.

ACTRJSMTG6ANSS

S-110 Keystone shielded Cat 5e

Description	Qty/pack	Ref. No
Without shutter		
Connector RJ45 keystone shielded	1	**ACTRJSM5ENSS**
Connector RJ45 keystone shielded, patch panel version	1	**ACTRJSM5ENSSP**

ACTRJSM6NSS

S-110 Keystone shielded Cat 6

Description	Qty/pack	Ref. No
Without shutter		
Connector RJ45, keystone shielded	1	**ACTRJSM6NSS**
Connector RJ45, keystone shielded, patch panel version	1	**ACTRJSM6NSSP**

ACTRJSMA6NSS

S-110 Keystone shielded Cat 6 angle

Description	Qty/pack	Ref. No
Without shutter		
Connector RJ45, keystone shielded, angled	1	**ACTRJSMA6NSS**


ACTRJSMTG6ANSS

S-110 Keystone shielded Cat 6_A

Description	Qty/pack	Ref. No
Without shutter		
Connector RJ45, keystone shielded,	1	**ACTRJSMTG6ANSS**
Connector RJ45, keystone shielded, patch panel version	1	**ACTRJSMTG6ANSSP**

Life Is On Schneider Electric

Connectors
S-110
Accessories

https://www.youtube.com/watch?v=3K7V_OJqAYE

For scanning, download the free Unitag app on
unitag.io/app

P147716

P147717

Quick termination punchdown tool
(compatible with new unshielded S-110 Cat 5e, Cat 6 and Cat 6_A)

- Fast and easy field installation tool with simple squeeze handle
- Handle lock design
- Replaceable cutting module design
- Save up termination time over 80 %
- Save up termination force needed to 70 %
- Termination of all wires at one single squeeze
- Ensure quality, stability and safety during termination
- Easy & handy carrying and storage.

Description	Qty/pack	Ref. No
Quick termination punchdown tool (modules VDIB2736CM included)	1	**VDIB2736**
Cut modules for punchdown tool (1 for Cat 6 and 1 for Cat 6_A)	1	**VDIB2736CM**

Actassi copper cables

This page must be checked by each country. Should contain some regional offer.

Three ranges that cover all needs

P119658

CL-C offer

Standard copper LAN cables for your day-to-day installations, based on U/UTP and F/UTP cables, from category 5 to category 6_A.
The CL-C cables are reliable and well-known, with good performance.



P119665

CL-MNC offer

High-end copper LAN cables for performances from category 6 to category 7_A 1000 MHz. Exceeding international standards by 3 dB minimum on NEXT. Full FORCE Technology (Delta) certification for components.



P126513

CL-MX offer

Exclusively designed LAN copper cables for category 6_A with a patented single-foil metallic Xfiller, providing high performance and reliable shielded installations. Exceeding international standards by 20 dB on NEXT.
Full FORCE Technology (Delta) certification for components.

Actassi offer overview

Type of shielding	Performances				
	Cat 5	Cat 5e	Cat 6	Cat 6_A	Cat 7_A
U/UTP		CL-C*	CL-C* CL-MNC		
F/UTP	CL-C*	CL-C*	CL-C	CL-C CL-MNC	
SF/UTP			CL-C		
U/FTP			CL-MNC	CL-MNC	
F/FTP				CL-MNC CL-MX	CL-MNC
S/FTP					CL-MNC**

* Available with PVC or D_{CA} (LSZH) material.
** Available with D_{CA} (LSZH) or C_{CA} (LSFRZH) (D_{CA} (LSZH) + improved Fire Resistance) material.

Cable standardisation

X/X TP

- TP= Twisted Pair
- F= Foil screened, U=Unscreened
- F=Foil screened, S=Braid screened, SF=Braid & Foil screened, U=Unscreened

Life Is On | Schneider Electric

Actassi copper cables

This page must be checked by each country. Should contain some regional offer.

Some important advantages



P119666

CL-C, CL-MNC, CL-MX conductivity

For the whole offer, the conducting side of the shield is turned outwards. Thus, there is no need to turn the shield inside out before applying the connector to have a good conductivity. You will gain time during installation, there will be no destruction of the shield and you will get very good shielding.



P119664

CL-MNC crossfiller with optimized design and micro-blades

With an optimized design and specific micro-blades, you will have better performances in NEXT and ELFEXT, and a better resistance to the mechanical constraints.



P126513

CL-MX patented metallic crossfiller

New and patented metallic crossfiller design of the CL-MX LAN copper cable, providing superior shielding, faster installations and increased efficiency.

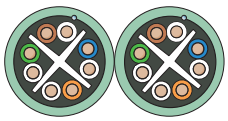

P120017

CL-C, CL-MNC, CL-MX dual cables

In order to facilitate cable laying, the majority of our cables are available in dual version. Only one operation to install two cables.

Certificates

All LAN cables from Category 6 are certified at a component level by the independent third-party laboratory FORCE Technology (Delta). Certificates are regularly updated to be compliant to the latest and highest international standards.



DELTA — A PART OF FORCE TECHNOLOGY

Attestation of Conformity No. 2017-475

Screened Permanent Link, Class E

Company
Schneider Electric Industries SAS
35 rue Joseph Monier
CS 30323
92506 Rueil Malmaison Cedex
France

Permanent Link Identification (2 connector model)

Horizontal cable:
VDIC126xyy LAN PUTP CABLE 250MHZ LSZH (x denotes the length, yy denotes 4 or 2x4 twisted pairs)

RJ45 connector for Wall Outlet and Patch Panel:
VDIB17776Bxx MODULAR JACK RJ45 SHELDED CAT6 CONNECTOR (xx denotes package size)

Generic cabling components standard – Class E Permanent Link requirements
- ISO/IEC 11801:2011 (Ed. 2.2)
- EN 50173-1:2011
- EN 50173-2:2007, including amendment A1:2010
- ANSI/TIA-568-C.2:2009

Technical report
DELTA-T727506-02, DANAK-19/17899

EC Cabling product ID
5964

This product sample has undergone a one-time test performed by DELTA EC Cabling Group and complies with the electrical requirements of the above specified standards for a screened Permanent Link, Class E.

Harsholm, 29 May 2017

Lars Lindskov Pedersen
Test Manager

Dennis Andersen
Head of Department

DELTA – a part of FORCE Technology
Venlighedsvej 4 Tel. +45 72 19 40 00
2970 Hørsholm Fax +45 72 19 40 01
Denmark www.madeindelta.com/cable

DELTA — A PART OF FORCE TECHNOLOGY

Compliance Statement No. 2017-211

Connecting Hardware, Category 6_A
Including Power over Ethernet Plus
(Mating and un-mating connectors under electrical load)

Company
Schneider Electric Industries SAS
35 rue Joseph Monier
CS 30323
92506 Rueil Malmaison Cedex
France

Product description
Screened Category 6_A RJ45 Connector characterised up to 500 MHz, 100 Ω

Product identification
VDIB17Xx0Byy (x denotes the factory version, yy denotes the packaging size)
408C1259: flex version (only available as part of Schneider Electric pre-manufactured CP-cable)
408C1217: DPM flex version (only available as part of Schneider Electric pre-manufactured CP-cable)

Generic cabling and cabling components standards - Category 6_A connector requirements
- ISO/IEC 11801:2011 (Ed. 2.2)
- IEC 60603-7-51:2010
- EN 50173-1:2011
- EN 50173-2:2007 including amendment A1:2010
- ANSI/TIA-568-C.2:2009
- IEC 60512-99-001:2012 (Ed. 1.0)

Technical report
DELTA-T601085-01, DANAK-19/17289

EC Cabling product ID
5227

CS valid until
1 March 2018

This product has been tested by DELTA EC Cabling Group and complies with the electrical requirements of the above specified standards and "Terms and conditions for the EC 'VERIFIED programme for Generic and Coaxial Cabling' DGP23/006. The testing included measurement of NEXT with a compliant test plug and calculation of all the 14 test cases in both measurement directions. The product takes part in a maintenance of certification schedule, which implies that DELTA EC Cabling performs a quality audit of the manufacturer's production and QA sites. The maintenance testing of the product is performed on a sample basis once a year.

Harsholm, 8 March 2017

Lars Lindskov Pedersen
Test Manager

Dennis Andersen
Head of Department

DELTA – a part of FORCE Technology
Venlighedsvej 4 Tel. +45 72 19 40 00
2970 Hørsholm Fax +45 72 19 40 01
Denmark www.madeindelta.com/cable

P1478137, P148138

This page must be checked by each country. Should contain some regional offer.

Performances

Frequency (MHz)	250		500			1000
Attenuation (dB)*	33	33	45.3	45.5	45.3	61.9
NEXT (dB)*	39.3	42.3	34.8	37.8	54.8	60.4
ACR-F (dB)*	20	23	14	17	24	35.3
Propagation speed (%c)	66	66	70	70	82	78

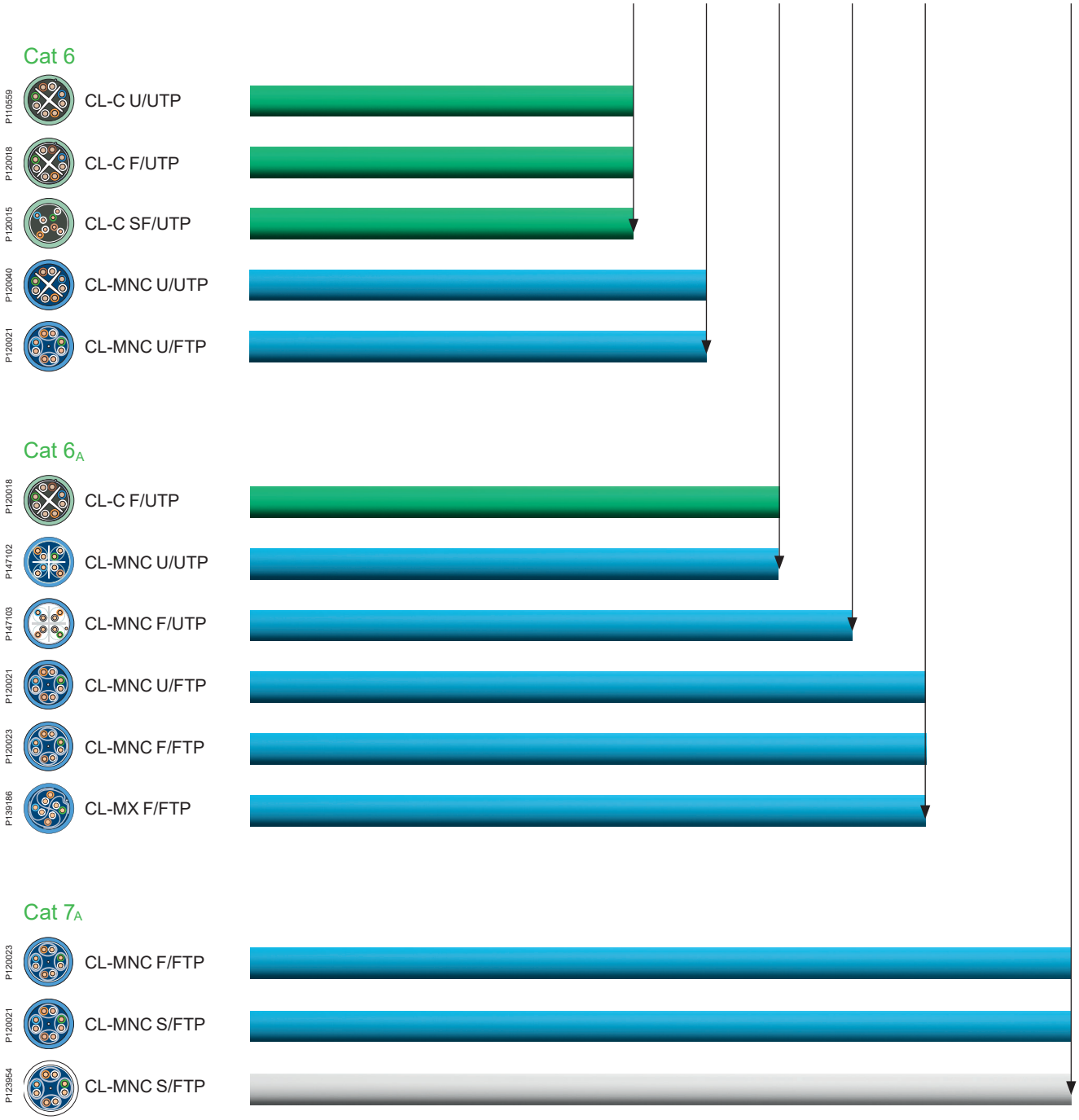

* Guaranteed characteristics given for 100 meters at maximum frequencies:
250 MHz for category 6, 500 MHz for category 6_A, 1000 MHz for category 7_A.

Life Is On Schneider Electric

New Construction Product Regulation CPR Euroclass

The purpose of this new regulation is to increase security for people and goods inside buildings.

All the communication cables as LAN copper cables or fibre optic permanantly installed in buildings sold on the European countries after july 1st 2017 must comply to EN 50575 and new CPR. This new regulation defines a common methodology to evaluate fire performances and ensure the harmonisation of the law at EU level.

All cables will need to be tested, classified and CE marked per the new CPR mandate. Indication of Euroclass level will be mandatory on the packaging label, a declaration of performance is compulsory for each product, available on SE.com website.

Schneider Electric has a comprehensive range of cables available to support these requirements

Euroclass classification

F_{CA}	E_{CA}	D_{CA}	C_{CA}	$B2_{CA}$	$B1_{CA}$	A_{CA}

High contribution to fire propagation — Low contribution to fire propagation

Current test

P147298



P147300 Flame spread

New requirements

P147299



P147300 Flame spread
P147301 Heat release
P147302 Smoke production
P147303 Flaming droplets
P147304 Acidity

Euroclass is based on **5** tests

Make the good choice…

Make your choise and advise customers according to:

- Material standard
- Typology of the building
- Typology of people inside the building
- Accessibility of the building
- Cost of the goods to be replaced (check the typology of the intallation)

P131671

P119196



Schneider Electric recommandations

- Promote only Cables and optic fibres $\mathbf{D_{CA}}$ and $\mathbf{C_{CA}}$
- Promote $\mathbf{C_{CA}}$ Euroclass when risk is high (hospital, high building…)

Life Is On Schneider Electric

P147305

Each cable is certified by an accredited laboratory
The certification is proof of performance.
To know more about CPR : link to standard

QR Code:6906869487393196 2

Example

D_{CA}	s_1	d_1	a_1

a	Acidity
a_1	Conductivity < 2.5 micro S/mm and pH > 4.3
a_2	Conductivity < 10 micro S/mm and pH > 4.3
a_3	No performance determined

d	Flaming droplets
d_0	No flaming droplets within 1200 s
d_1	No flaming droplets within persisting longer than 10 s
d_2	No performance determined

s	Smoke
s_1	TSP1200 ≤ 50 m^2 and Peak SPR ≤ 0.25 m^2/S s_{1a} = s_1 and transmittance in accordance with EN 61034-2 ≥ 80 % s_{1b} = s_1 and transmittance in accordance with EN 61034-2 ≥ 60 % < 80 %
s_2	TSP1200 ≤ 400 m^2 and Peak SPR ≤ 1.5 m^2/S
s_3	No performance determined

F_{CA}	E_{CA}	D_{CA}	C_{CA}	$B2_{CA}$	$B1_{CA}$	A_{CA}

LAN cable / Fibre optic

P147306

CPR

5 tests for the new Euroclass ranking

P138794

Installer

Check cable conformity and provide the right document to security committee.

P125107

Distributor

Check conformity of product sold.

P117566

Specifier

Specify the right solution according to the local laws.

Actassi CL-MX cables

3 times improved performance w
1 new metallic crossfiller

This page must be checked by each country. Should contain some regional offer.

The patented crossfiller brings 3x shielding and superior Electro Magnetic Compatibility (EMC). Thanks to the unique design, the EMC performance is the best in the market with performances exceeding the standard requirem shielded cables with braid (S/FTP). The metallic crossfiller ensures an impr transfer impedance to fit requirements of sensitive areas where data transmission is critical. Best of all, Actassi CL-MX cables require less operations to be installed.



New!
Patented metallic crossfiller for superior EMC and reduced installation time

Drain wire

Outer sheath in D_{CA} (LSZH) or C_{CA} (LSFRZH)

Insulated AWG 23 copper conductors

3x shielding
1. Inner cross
2. Outer shielding
3. Double outer shielding

Superior headroom and bandwidth, exceeding international and local standards.

Designed for improved EMC

High-speed transmission protocols beyond 10 Gbit/s highlight ANEXT sensitivity and noise immunity as key performance factors for efficient, secure and robust installations.
The single-foil structure of the metallic crossfiller acts like a triple screen protection around the copper twisted pairs. This specific design enhances EMC performances to reach grade 1 on the transfer impedance parameter, which is better than a shielded design with braid.

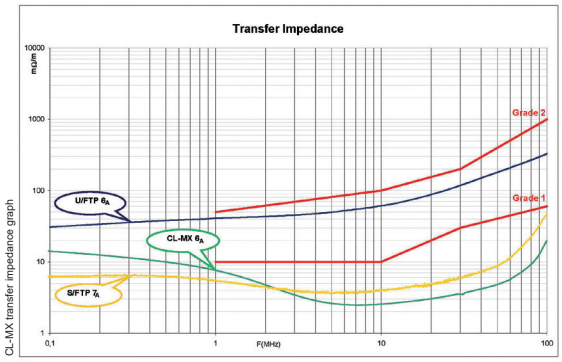

Life Is On Schneider Electric



This page must be checked by each country. Should contain some regional offer.

Better link performance

With Actassi CL-MX the installations are easy and safe. According to the international standards for shielded LAN cables, the use of CL-MX cables will require less installation operations:

- No separation distance to power cabling*
- No ANEXT field testing

*EN 50174-2 to be referred

The fire properties are documented by standardized methods according to IEC 60332-1, IEC 60332-3C, IEC 60754-1 and IEC 60754-2.

Improved safety in case of fire

Actassi CL-MX is available in two versions, the flame retardant D_{CA} (LSZH) and the fire retardant C_{CA} (LSFRZH). Both are halogen-free. In case of fire, the result of using CL-MX is the reduction of the emissions of opaque smoke and acid gases. Thus, it helps reducing damages to equipment and allows people to escape from the building more easily.

Less cutting with Actassi CL-MX

3x

Three times faster installation with Actassi CL-MX

P130057

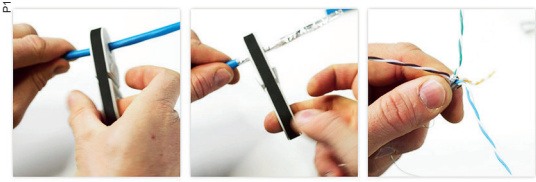

Use the cable stripper tool and cut the outer sheath.

Cut the one single foil metallic crossfiller and remove it with a simple grip.

Your CL-MX is ready to connect.

Instead of separate wrapped-in foil pairs (like in traditional F/FTP or F/UTP cables), the Actassi CL-MX new crossfiller is wrapped in one single foil. This means less cutting and improved quality of the cable preparation. No need to pay attention to cutting the foils at exactly the same level, or to the length of the F/UTP plastic cross.

Why traditional F/FTP cables are 3 times slower to install

P130058



Prepare your tools.

Use the cable stripper tool and cut the outer sheath.

Cut the outer foil.

Remove the foil.

Separate all pairs and the drain wire.

Cut and remove the foil of the first pair.

Cut and remove the foil of the second pair.

Cut and remove the foil of the third pair.

Cut and remove the foil of the fourth pair.

Cables
EMEAS
CL-C Copper LAN cables - Category 5e

P119659

P120014, P120013

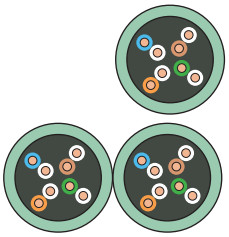

CL-C Category 5e Copper LAN cables

CL-C Cat 5e U/UTP

Specifications
- 100 Ohms, 100 MHz, AWG24, 4 pairs or 2x4 twisted pairs without screen
- Compatible with all PoE applications up to 4-pair PoE Type 4 (100 W maximum @ Power Source Equipment).

For Type 4 PoE, bundle size shall be limited to 32 cables when installed in pathways under ventilated conditions and 10 cables in closed metal trays to ensure temperature rise below 15°C.

Performances
- Compliant to EN 50173-1, ISO/IEC 11801 Ed3.0, IEC 61156-5 Ed2 and TIA/EIA-568-C.2 standards.

NEXT	Guaranteed	Standard IEC
100 MHz	35.3 dB	≥ 35.3 dB

Use
- Network cabling systems for category 5 voice & data applications. Data rates transmission: Gigabit Ethernet, 10/100 BaseT.

Type	Weight	Diameter	Euroclass	Cond/Length	Ref. No
4 pair cable	30.9 kg/km	4.9 mm	D_{CA}	305 m	**VDICD115118**
			D_{CA}	500 m	**VDICD115218**
2x4 pair cable	63.5 kg/km	5.25x 11.35 mm	D_{CA}	500 m	**VDICD115228**

P119661

P120016, P120015

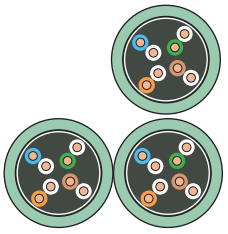

CL-C Cat 5e F/UTP

Specifications
- 100 Ohms, 100 MHz, AWG24, 4 pairs or 2x4 twisted pairs without screen
- Compatible with all PoE applications up to 4-pair PoE Type 4 (100 W maximum @ Power Source Equipment).

For Type 4 PoE, bundle size shall be limited to 56 cables when installed in pathways under ventilated conditions and 18 cables in closed metal trays to ensure temperature rise below 15°C.

Performances
- Compliant to EN 50173-1, ISO/IEC 11801 Ed3.0, IEC 61156-5 Ed2 standards.

NEXT	Guaranteed	Standard IEC
100 MHz	35.3 dB	≥ 35.3 dB

Use
- Network cabling systems for category 5 voice & data applications. Data rates transmission: Gigabit Ethernet, 10/100 BaseT.

Type	Weight	Diameter	Euroclass	Cond/Length	Ref. No
4 pair cable	41.2 kg/km	6 mm	D_{CA}	305 m	**VDICD135118**
			D_{CA}	500 m	**VDICD135218**
2x4 pair cable	74.4 kg/km	6x11.8 mm	D_{CA}	500 m	**VDICD135228**

Life Is On Schneider Electric

Cables
EMEAS
CL-C Copper LAN cables - Category 6

EMEAS

CL-C Category 6 Copper LAN cables

CL-C Cat 6 F/UTP

P119667

Specifications
- 100 Ohms, 250 MHz, AWG24, 4 pairs or 2x4 pairs with overall screen. Cross filler to organize the pairs.
- Compatible with all PoE applications up to 4-pair PoE Type 4 (100 W maximum @ Power Source Equipment).

For Type 4 PoE, bundle size shall be limited to 82 cables when installed in pathways under ventilated conditions and 29 cables in closed metal trays to ensure temperature rise below 15°C.

Performances
- Compliant to EN 50173-1, ISO/IEC 11801 Ed3.0, IEC 61156-5 Ed2 and EN 50288-5-1 standards.

NEXT	Guaranteed	Standard IEC
250 MHz	39.3 dB	> 39.3 dB

Use
- Network cabling systems for category 6 voice & data applications. Data rates transmission: Gigabit Ethernet, 10/100 BaseT.

P120018

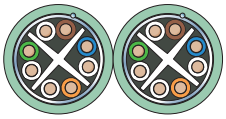
P120019

Type	Weight	Diameter	Euroclass	Cond/Length	Ref. No
4 pair cable	49 kg/km	7.1 mm	D_{CA}	500 m	**VDICD136218**
2x4 pair cable	98 kg/km	7.1x 14.4 mm	D_{CA}	500 m	**VDICD136228**

CL-C Cat 6 SF/UTP

P119662

Specifications
- 100 Ohms, 250 MHz, AWG23, 4 pairs with overall screen and metallic braid
- Compatible with all PoE applications up to 4-pair PoE Type 4 (100 W maximum @ Power Source Equipment).

For Type 4 PoE, bundle size shall be limited to 91 cables when installed in pathways under ventilated conditions and 33 cables in closed metal trays to ensure temperature rise below 15°C.

Performances
- Compliant to EN 50173-1, ISO/IEC 11801 Ed3.0, IEC 61156-5 Ed2 and EN 50288-5-1 standards.

NEXT	Guaranteed	Standard IEC
250 MHz	39.3 dB	> 39.3 dB

Use
- Network cabling systems for category 6 voice & data applications. Data rates transmission: Gigabit Ethernet, 10/100 BaseT.

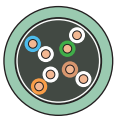
P120015

Type	Weight	Diameter	Euroclass	Cond/Length	Ref. No
4 pair cable	68.5 kg/km	7.6 mm	D_{CA}	500 m	**VDICD176218**

Cables
EMEAS
CL-C Copper LAN cables - Category 6A

EMEAS

P119667

P120018

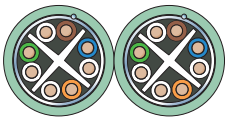

P120019

CL-C Category 6_A Copper LAN cables

CL-C Cat 6_A F/UTP

Specifications

- 100 Ohms, 500 MHz, AWG 23, 4 pairs or 2x4 pairs with overall screen
- Cross filler to organize the pairs
- Compatible with all PoE applications up to 4-pair PoE Type 4 (100 W maximum @ Power Source Equipment).

For Type 4 PoE, bundle size shall be limited to 93 cables when installed in pathways under ventilated conditions and 34 cables in closed metal trays to ensure temperature rise below 15°C.

Performances

- Compliant to EN 50173-1, ISO/IEC 11801 Ed3.0, IEC 61156-5 Ed2 and EN 50288-10-1 standards.

NEXT	Guaranteed	Standard IEC
500 MHz	34.8 dB	> 34.8 dB

Use

- Network cabling systems for category 6_A voice & data applications. High data rates transmission: 10 Gigabit Ethernet, Gigabit Ethernet, 10/100 BaseT.

Type	Weight	Diameter	Euroclass	Cond/Length	Ref. No
4 pair cable	50 kg/km	7.5 mm	D_{CA}	500 m	**VDICD13X218**
2x4 pair cable	102 kg/km	7.5x 15.2 mm	D_{CA}	500 m	**VDICD13X228**

Life Is On Schneider Electric

Cables
EMEAS
CL-MNC Copper LAN cables - Category 6

EMEAS

P119665

P120021

P66671

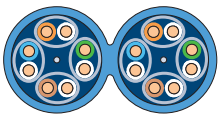

CL-MNC Category 6 Copper LAN cables

CL-MNC Cat 6 U/FTP

Specifications

- 100 Ohms, 300 MHz, AWG23, 4 pairs or 2x4 pairs with individual screens
- Compatible with all PoE applications up to 4-pair PoE Type 4 (100 W maximum @ Power Source Equipment).

For Type 4 PoE, bundle size shall be limited to 89 cables when installed in pathways under ventilated conditions and 32 cables in closed metal trays to ensure temperature rise below 15°C.

Performances

- Compliant to EN 50173-1, ISO/IEC 11801 Ed3.0, IEC 61156-5 Ed2 and EN 50288-5-1 standards.

NEXT	Guaranteed	Standard IEC
250 MHz	42.3 dB	> 39.3 dB

Use

- Network cabling systems for category 6 voice & data applications. Data rates transmission: Gigabit Ethernet, 10/100 BaseT.

Type	Weight	Diameter	Euroclass	Cond/Length	Ref. No
4 pair cable	48 kg/km	7.1 mm	D_{CA}	500 m	**VDICD626218**
2x4 pair cable	97 kg/km	7.1x 14.2 mm	D_{CA}	500 m	**VDICD626228**

Cables
EMEAS
CL-MNC Copper LAN cables - Category 6A

EMEAS

P147296

P147297

CL-MNC Category 6$_A$ Copper LAN cables

CL-MNC Cat 6$_A$ U/UTP

Specifications
- 100 Ohms, 550 MHz, AWG 23, 4 pairs overall screen
- NVP = 70 %
- Compatible with all PoE applications up to 4-pair PoE Type 4 (100 W maximum @ Power Source Equipment).

For Type 4 PoE, bundle size shall be limited to 96 cables when installed in pathways under ventilated conditions and 36 cables in closed metal trays to ensure temperature rise below 15°C.

Performances
- Compliant to EN 50173-1, ISO/IEC 11801 Ed3.0, IEC 61156-5 Ed2 and EN 50288-10-1 standards.

NEXT	Guaranteed	Standard IEC
500 MHz	>36.3 dB	>34.8 dB

Use
- Network cabling systems for category 6$_A$ voice & data applications. High data rates transmission: 10 Gigabit Ethernet, Gigabit Ethernet, 10/100 BaseT.

Type	Weight	Diameter	Euroclass	Cond/Length	Ref. No
4 pair cable	60 kg/km	7.7 mm	D_{CA}	500 m	**VDICD60X218**



CL-MNC Category 6$_A$ Copper LAN cables

CL-MNC Cat 6$_A$ U/UTP

Specifications
- 100 Ohms, 500 MHz, AWG 23, 4 pairs, 2x2-pair wrappings
- NVP = 76 %
- Compatible with all PoE applications up to 4-pair PoE Type 4 (90 W maximum @ Power Source Equipment).

For Type 4 PoE, bundle size shall be limited to 96 cables when installed in pathways under ventilated conditions and 36 cables in closed metal trays to ensure temperature rise below 15°C.
Improved design with an anti-cross-talk barrier.

Performances
- Compliant to EN 50173-1, ISO/IEC 11801-1, IEC 61156-5, EN 50288-11-1 and EN50575 standards.

NEXT	Guaranteed	Standard IEC
500 MHz	>34.8 dB	>34.8 dB

Use
- Network cabling systems for category 6$_A$ voice & data applications. High data rates transmission: 10 Gigabit Ethernet, Gigabit Ethernet, 10/100 BaseT.

Type	Weight	Diameter	Euroclass	Cond/Length	Ref. No
4 pair cable	54 kg/km	7.3 mm	D_{CA}	500 m	**VDICD61X218**

P119664

CL-MNC Cat 6$_A$ F/UTP

Specifications
- 100 Ohms, 550 MHz, AWG 23, 4 pairs and 2x4 pairs with overall screen
- NVP = 70 %
- Compatible with all PoE applications up to 4-pair PoE Type 4 (100 W maximum @ Power Source Equipment).

For Type 4 PoE, bundle size shall be limited to 93 cables when installed in pathways under ventilated conditions and 34 cables in closed metal trays to ensure temperature rise below 15°C.

Performances
- Compliant to EN 50173-1, ISO/IEC 11801 Ed3.0, IEC 61156-5 Ed2 and EN 50288-10-1 standards.

NEXT	Guaranteed	Standard IEC
500 MHz	37.8 dB	> 34.8 dB

Use
- Network cabling systems for category 6$_A$ voice & data applications. High data rates transmission: 10 Gigabit Ethernet, Gigabit Ethernet, 10/100 BaseT.

Type	Weight	Diameter	Euroclass	Cond/Length	Ref. No
4 pair cable	50 kg/km	7.5 mm	D_{CA}	500 m	**VDICD63X218**
				1000 m	**VDICD63X318**
2x4 pair cable	110 kg/km	7.5x 15.2 mm	D_{CA}	500 m	**VDICD63X228**
4 pair cable	58 kg/km	7.9 mm	C_{CA}	500 m	**VDICC63X218**

P147103

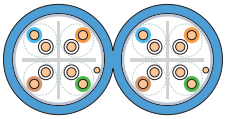
P147104

Life Is On Schneider Electric

Cables
EMEAS
CL-MNC Copper LAN cables - Category 6A

EMEAS

P119665

P120021

P66671

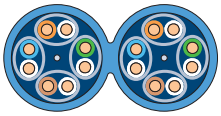

CL-MNC Cat 6A U/FTP

Specifications
- 100 Ohms, 550 MHz, AWG23, 4 pairs and 2x4 pairs with individual screen
- NVP = 80 %
- Compatible with all PoE applications up to 4-pair PoE Type 4 (100 W maximum @ Power Source Equipment).

For Type 4 PoE, bundle size shall be limited to 100 cables when installed in pathways under ventilated conditions and 37 cables in closed metal trays to ensure temperature rise below 15°C.

Performances
- Compliant to EN 50173-1, ISO/IEC 11801 Ed3.0, IEC 61156-5 Ed2 and EN 5028810-1 standards.

NEXT	Guaranteed	Standard IEC
500 MHz	54.8 dB	> 34.8 dB

Use
- Network cabling systems for category 6A voice & data applications. High data rates transmission: 10 Gigabit Ethernet, Gigabit Ethernet, 10/100 BaseT.

Type	Weight	Diameter	Euroclass	Cond/Length	Ref. No
4 pair cable	48 kg/km	7.1 mm	D_{CA}	500 m	**VDICD62X218**
				1000 m	**VDICD62X318**
2x4 pair cable	97 kg/km	7.1x 13.8 mm	D_{CA}	500 m	**VDICD62X228**
4 pair cable	56 kg/km	8.1 mm	C_{CA}	1000 m	**VDICC62X318**
2x4 pair cable	112 kg/km	8.1x 16.2 mm	C_{CA}	500 m	**VDICC62X228**

P119666



P120023

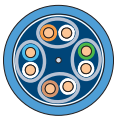

P66659

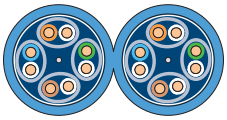

CL-MNC Cat 6A F/FTP

Specifications
- 100 Ohms, 550 MHz, AWG23, 4 pairs and 2x4 pairs with individual screen and overall screen
- NVP = 80 %
- Compatible with all PoE applications up to 4-pair PoE Type 4 (100 W maximum @ Power Source Equipment).

For Type 4 PoE, bundle size shall be limited to 107 cables when installed in pathways under ventilated conditions and 40 cables in closed metal trays to ensure temperature rise below 15°C.

Performances
- Compliant to EN 50173-1, ISO/IEC 11801 Ed3.0, IEC 61156-5 Ed2 and EN 5028810-1 standards.

NEXT	Guaranteed	Standard IEC
500 MHz	54.8 dB	> 34.8 dB

Use
- Network cabling systems for category 6A voice & data applications. High data rates transmission: 10 Gigabit Ethernet, Gigabit Ethernet, 10/100 BaseT.

Type	Weight	Diameter	Euroclass	Cond/Length	Ref. No
4 pair cable	48 kg/km	7 mm	D_{CA}	500 m	**VDICD64X218**
	50 kg/km	7 mm	D_{CA}	1000 m	**VDICD64X318**
2x4 pair cable	96 kg/km	7x14.2 mm	D_{CA}	500 m	**VDICD64X228**
2x4 pair cable	152 kg/km	8.2x 16.4 mm	C_{CA}	500 m	**VDICC64X228**

Cables
EMEAS
CL-MNC Copper LAN cables - Category 7A

EMEAS

CL-MNC Category 7A Copper LAN cables

CL-MNC Cat 7A F/FTP

P119666

P120023

Specifications
- 100 Ohms, 1000 MHz, AWG23, 4 pairs and 2x4 pairs with individual screen and overall screen, PiMF construction
- NVP = 80 %
- Compatible with all PoE applications up to 4-pair PoE Type 4 (100 W maximum @ Power Source Equipment).

For Type 4 PoE, bundle size shall be limited to 107 cables when installed in pathways under ventilated conditions and 40 cables in closed metal trays to ensure temperature rise below 15°C.

Performances
- Compliant to EN 50173-1, ISO/IEC 11801 Ed3.0, IEC 61156-5 Ed2 and EN 50288-9-1 standards.

NEXT	Guaranteed	Standard IEC
1000 MHz	60.4 dB	> 60.4 dB

Use
- Network cabling systems for category 7A voice & data applications. High data rates transmission: 10 Gigabit Ethernet, Gigabit Ethernet, 10/100 BaseT.

Type	Weight	Diameter	Euroclass	Cond/Length	Ref. No
4 pair cable	57 kg/km	7.5 mm	D_{CA}	500 m	**VDICD648218**

CL-MNC Cat 7A S/FTP

P119880



P120023

Specifications
- 100 Ohms, 1000 MHz, AWG23, 4 pairs and 2x4 pairs with individual screen and metallic braid, PiMF construction
- NVP = 80 %
- Compatible with all PoE applications up to 4-pair PoE Type 4 (100 W maximum @ Power Source Equipment).

For Type 4 PoE, bundle size shall be limited to 110 cables when installed in pathways under ventilated conditions and 41 cables in closed metal trays to ensure temperature rise below 15°C.

Performances
- Compliant to EN 50173-1, ISO/IEC 11801 Ed3.0, IEC 61156-5 Ed2 and EN 5028810-1 standards.

NEXT	Guaranteed	Standard IEC
1000 MHz	60.4 dB	> 60.4 dB

Use
- Network cabling systems for category 7A voice & data applications. High data rates transmission: 10 Gigabit Ethernet, Gigabit Ethernet, 10/100 BaseT.

Type	Weight	Diameter	Euroclass	Cond/Length	Ref. No
4 pair cable	59 kg/km	7.3 mm	D_{CA}	500 m	**VDICD658218**

Life Is On Schneider Electric

Cables
EMEAS
CL-MX Copper LAN cables - Category 6A

P126513

CL-MX Category 6_A Copper LAN cables

CL-MX Cat 6_A F/FTP

Specifications

- 100 Ohms, 550 MHz, AWG23, 4 pairs and 2x4 pairs with patented single-foil metallic crossfiller design
- Superior EMC performances: grade 1 Transfer Impedance
- Quick and simple twin removal actions for the sheath and the shield
- NVP = 82 %
- Fire retardant properties for C_{CA} (LSFRZH) version according to IEC 60332-3C, NF C 32070 2.1, NF C 32070 2.2
- Compatible with all PoE applications up to 4-pair PoE Type 4 (100 W maximum @ Power Source Equipment).

For Type 4 PoE, bundle size shall be limited to 106 cables when installed in pathways under ventilated conditions and 39 cables in closed metal trays to ensure temperature rise below 15°C.

Standards

- Compliant to EN 50173-1, ISO/IEC 11801 Ed3.0, IEC 61156-5 Ed2 and EN 50288-10-1 standards.

NEXT	Guaranteed	Standard IEC
500 MHz	54.8 dB	> 34.8 dB

Use

- Network cabling systems for category 6_A voice & data applications. High data rates transmission: 10 Gigabit Ethernet, Gigabit Ethernet, 10/100 BaseT.

P139186

P147307

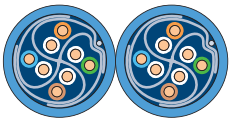

Type	Weight	Diameter	Euroclass	Cond/Length	Ref. No
4 pair cable	54 kg/km	7.3 mm	D_{CA}	500 m	**VDICD68X218**
4 pair cable	54 kg/km	7.3 mm	D_{CA}	1000 m	**VDICD68X318**
2x4 pair cable	108 kg/km	7.3x 14.8 mm	D_{CA}	500 m	**VDICD68X228**
4 pair cable	63 kg/km	7.7 mm	C_{CA}	500 m	**VDICC68X218**
2x4 pair cable	126 kg/km	7.7x 15.6 mm	C_{CA}	500 m	**VDICC68X228**

APAC

Cables

APAC

CL-C Copper LAN cables - Category 3

CAB3050305_Cat3 50P



ACT25P3UCR3RGY

CL-C Cat 3 UTP Multi pair cable

Specifications

- 24 AWG. 25 twisted pairs
- Compliant with ANSI/TIA/EIA-568C Category 3 standard
- IEC LSZH fire retardant tested.

Use

- Telephony or IEEE 802.3 10 Base-T applications.

Type	Weight	Diameter	Sheath	Cond/Length	Ref. No
25 pair cable	223 kg/km	11 mm	PVC - CMR	305 m	**ACT25P3UCR3RGY**
	198.4 kg/km	11 mm	LSZH	305 m	**ACT25P3ULS3RGY**
50 pair cable	351.6 kg/km	15.8 mm	PVC - CM	305 m	**ACT50P3UCM3RGY**
	332.8 kg/km	15.8 mm	PVC - CMR	305 m	**ACT50P3UCR3RGY**
	336.1 kg/km	15.8 mm	LSZH	305 m	**ACT50P3ULS3RGY**
100 pair cable	657.4 kg/km	22 mm	LSZH	305 m	**ACT100P3ULS3RGY**

APAC

Cables
APAC
CL-C Copper LAN cables - Category 5e

Category 5e PVC cables
The Actassi Category 5e 4-pair cable consists of 24 AWG (0.51 mm) solid-copper conductors insulated with high-density polyethylene. The insulated conductors are tightly twisted into pairs and covered with PVC material.
The Actassi Category 5e 4-pair cable provides excellent high-speed transmission, is certified to 100 MHz. This product is CM or CMR fire rated.

Category 5e LSZH cables
The Actassi Category 5e low smoke zero halogen (LSZH) 4-pair cable consists of 24 AWG (0.51 mm) solid-copper conductors insulated with high-density polyethylene. The insulated conductors are tightly twisted into pairs and covered with a non-halogen high-density polyethylene jacket made from low smoke zero halogen compounds.
The Actassi Category 5e LSZH 4-pair cable provides excellent high-speed transmission, and certified to 155 MHz. This product is CM fire rated.

Product features
- Compliant with enhanced Category 5 standard.

Customer benefits
- Ideal for high-speed networks and broadband distribution in the premise
- Suits horizontal and vertical wiring.

2D4P5IPV3B_Cat5e UTP PVC



ACT4P5EULS3RBBU

CL-C Cat 5e U/UTP

Specifications
- 24 AWG. 4 pairs. Centre filler to maintain pair twisting.

Performances
- Compliant to: IEC 60754 part 2 (non-halogen), IEC 61034 part 2 (smoke emission), IEC 60332-1 (flammability and Fire Retardant).

NEXT	Guaranteed	Standard IEC
100 MHz	38.3 dB	⩾ 35.3 dB

Use
- Applications such as 155 Mb/s ATM, 622 Mb/s ATM and IEEE 802.3 1000 Base-T (Gigabit ethernet) standards, using parallel transmission technology.

Cat5e UTP Cable_dwg

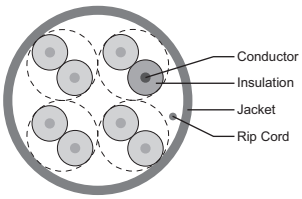

Type	Weight	Diameter	Sheath	Cond/Length	Ref. No
4 pair cable	42 kg/km	4.8 mm	PVC - CM	305 m	**ACT4P5EUCM3RBxx**
			LSZH	305 m	**ACT4P5EULS3RBxx**

Where **xx** denotes the color of jacket: BU = blue, WE = white, BK = black, GY = grey, GR = green, RD = red, YL = yellow.

CAB5E305FTP



ACT4P5ESCR3RBBU

CL-C Cat 5e F/UTP

Specifications
- 24 AWG. 4 pairs. Centre filler to maintain pair twisting
- Wrapped with aluminum foil as binder
- PE insulation of conductors.

Performances
- Compliant to: IEC 60754 part 2 (non-halogen), IEC 61034 part 2 (smoke emission), IEC 60332-1 (flammability and Fire Retardant).

NEXT	Guaranteed	Standard IEC
100 MHz	35.3 dB	⩾ 35.3 dB

Use
- Applications such as 155 Mb/s ATM, 622 Mb/s ATM and IEEE 802.3 1000 Base-T (Gigabit ethernet) standards, using parallel transmission technology.

Type	Weight	Diameter	Sheath	Cond/Length	Ref. No
4 pair cable	42 kg/km	5 mm	PVC - CM	305 m	**ACT4P5ESCM3RBxx**
			LSZH	305 m	**ACT4P5ESLS3RBxx**

Where **xx** denotes the color of jacket: BU = blue, WE = white, BK = black, GY = grey, GR = green, RD = red, YL = yellow.

APAC

Cables

APAC

CL-C Copper LAN cables - Category 5e

Category 5 25-pair cable is constructed of 24 AWG (0.5 mm) solid-copper conductors insulated with high density polyethylene. The insulated conductors are tightly twisted into pairs, stranded into mini-units. This construction allows for easy pair identification and subsequent termination.
Category 5 25-pair cable provides excellent high-speed transmission, certified to 100 MHz and supports applications such as 155 Mb/s ATM, 622 Mb/s ATM and IEEE 802.3 1000 Base-T (Gigabit ethernet) standards, using parallel transmission technology or as a high performance voice riser cable. This product is CMR fire rated for riser use.
Category 5e 25-pair cable allows the use of multi-pair cables in interconnects and zone cabling applications. The 25-pair cable construction reduces tray and conduit fill rates whilst allowing high-density interconnections.

Product features

- Compliant with enhanced Category 5 standard
- PE insulation of conductors
- Grey PVC jacket.

Customer benefits

- Ideal for high-speed netwoks and broadband distribution in the premise
- Suits horizontal and vertical wiring.

CAB5E025305_Cat5e 25P



ACT25P5EUCR3RGY

CL-C Cat 5e UTP Multi pair cable

Specifications

- 24 AWG. 25 twisted pairs.

NEXT	Guaranteed	Standard IEC
100 MHz	35.3 dB	⩾ 35.3 dB

Use

- Interconnect and zone cabling applications.

Type	Weight	Diameter	Sheath	Cond/Length	Ref. No
25 pair cable	184 kg/km	12.5 mm	PVC - CM	305 m	**ACT25P5EUCM3RGY**
			PVC - CMR	305 m	**ACT25P5EUCR3RGY**
			LSZH	305 m	**ACT25P5EULS3RGY**

APAC

Cables
APAC
CL-C Copper LAN cables - Category 6

Category 6 PVC cables
The Actassi 4-pair Category 6 cable is a superior product delivering excellent network performance when used in conjunction with other Actassi Category 6 products.
The Category 6 cable consists of 4 pairs of solid insulated copper 23 AWG and is CM or CMR fire rated.
The Category 6 cable provides a significant margin above the minimum Category 6 near end crosstalk NEXT requirement of ANSI/TIA/EIA-568 and ISO/IEC 11801.

Category 6 LSZH cables
The availability of a central filler helps in delivering superior cross-talk isolation and therefore ensures excellent performance. This precision and unique manufacturing process design allows for easy removal, which maximizes both performance and termination.
Insulated with non-halogen high-density polyethylene and covered with low smoke zero halogen compounds. It is designed for use in horizontal cabling situations where building smoke requirements mandate low smoke and zero halogen installation.

Product features
- Centre filler to maintain pair twisting and optimum NEXT and ELFEXT performance
- 23 AWG conductors for improved insertion loss performance.

Customer benefits
- Exceeds Category 6 ANSI/TIA/EIA-568-C2-1 and ISO/IEC 11801 standards
- Supports Gigabit ethernet (1000 Base-T and 1000 Base-TX) and beyond.

CL-C Cat 6 U/UTP

2D4P6IPV3B_Cat6 UTP



ACT4P6UCM3RBxx
ACT4P6UCR3RBxx
ACT4P6ULS3RBxx

Specifications
- 23 AWG. 4 pairs. Centre filler to maintain pair twisting.

Performances
- Compliant to: ISO/IEC 11801 Class E, IEC 60754 part 2 (non-halogen), IEC 61034 part 2 (smoke emission), IEC 60332-1 (flammability and Fire Retardant).

NEXT	Guaranteed	Standard IEC
250 MHz	41.3 dB	⩾ 39.3 dB

Cat6 UTP Cable

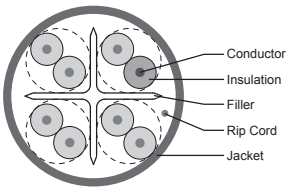

Use
- In horizontal cabling situations
- LSZH cables: high-bandwidth applications, including the IEEE 802.3AB 1000 Base-T (Gigabit ethernet), TIA/EIA 1000 Base-TX, 1.2Gb/s ATM and any future applications designed for Category 6/Class E cabling, broadband video.

Type	Weight	Diameter	Sheath	Cond/Length	Ref. No
4 pair cable	40 kg/km	6 mm	PVC - CM	305 m	**ACT4P6UCM3RBxx**
			PVC - CMR	305 m	**ACT4P6UCR3RBxx**
			LSZH	305 m	**ACT4P6ULS3RBxx**

Where **xx** denotes the color of jacket: BK = black, BU = blue, GR = green, RD = red, SG = soft grey, WE = white, YL = yellow.

CL-C Cat 6 F/UTP

2D4P6IPVFTP3_Cat6 FTP PVC1

ACT4P6SCM3RBxx
ACT4P6SLS3RBxx

Specifications
- 23 AWG. 4 pairs. Centre filler to maintain pair twisting.

Performances
- Compliant to: ISO/IEC 11801 Class E, IEC 60754 part 2 (non-halogen), IEC 61034 part 2 (smoke emission), IEC 60332-1 (flammability and Fire Retardant).

NEXT	Guaranteed	Standard IEC
250 MHz	41.3 dB	⩾ 39.3 dB

Cat6 FTP Cable_diag1

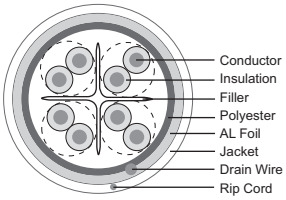

Use
- In horizontal cabling situations
- LSZH cables: high-bandwidth applications, including the IEEE 802.3AB 1000 Base-T (Gigabit ethernet),TIA/EIA 1000 Base-TX, 1.2Gb/s ATM and any future applications designed for Category 6/Class E cabling, broadband video.

Type	Weight	Diameter	Sheath	Cond/Length	Ref. No
4 pair cable	52.5 kg/km	7.3 mm	PVC - CM	305 m	**ACT4P6SCM3RBxx**
			LSZH	305 m	**ACT4P6SLS3RBxx**

Where **xx** denotes the color of jacket: BK = black, BU = blue, GR = green, RD = red, SG = soft grey, WE = white, YL = yellow.

APAC

Cables

APAC

CL-MNC Copper LAN cables Category 6A

Actassi Cat 6A 4-pair cable is a high quality product delivering excellent network performance when using in conjunction with other Actassi Cat 6A products.

The Cat 6A cable consists of 4 pairs of solid insulated copper 23 AWG. The cable provides a significant margin above the Category 6A Alien Crosstalk (ANEXT) requirement of TIA/EIA 568-C.2 Category 6A and ISO/IEC 11801 Class Ea.

CL-MNC Cat 6A U/UTP

P7190170



ACTTG4P6AUCM3RBU

10G UTP Cable

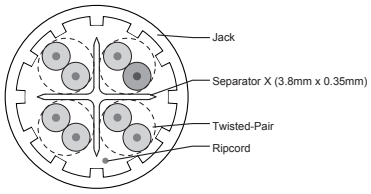

Specifications

- 23 AWG. 4 pairs. Centre filler to maintain pair twisting.

Performances

- Complies with TIA/EIA-568-C.2 Category 6A and ISO/IEC 11801 Class Ea standards.

NEXT	Guaranteed	Standard IEC
500 MHz	35.8 dB	⩾ 34.8 dB

Use

- In horizontal cabling situations
- Support 10G Base-T, 1000 Base-T and 1000 Base-TX LANs and broadband video applications.

Type	Weight	Diameter	Sheath	Cond/Length	Ref. No
4 pair cable	44.3 kg/km	8.5 mm	PVC - CM	305 m	**ACTTG4P6AUCM3RBU**
			LSZH	305 m	**ACTTG4P6AULS3RWE**

CL-MNC Cat 6A F/UTP

P148045



ACTTG4P6ASCM3RBU

Cross view

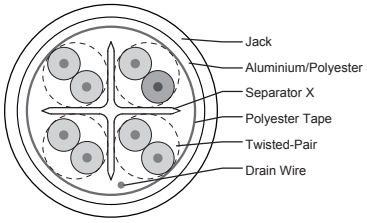

Specifications

- 23 AWG. 4 pairs. Centre filler to maintain pair twisting.

Performances

- Complies with TIA/EIA-568-C.2 Category 6A and ISO/IEC 11801 Class Ea standards.

NEXT	Guaranteed	Standard IEC
500 MHz	35.8 dB	⩾ 34.8 dB

Use

- In horizontal cabling situations
- Support 10G Base-T, 1000 Base-T and 1000 Base-TX LANs and broadband video applications.

Type	Weight	Diameter	Sheath	Cond/Length	Ref. No
4 pair cable	44.3 kg/km	7.3 mm	PVC - CM	305 m	**ACTTG4P6ASCM3RBU**

Cables
Accessories

P60250

Tool

Description

Cable stripper

- Allow to strip the cable sheath
- Adapted to all Actassi cables (CL-C, CL-MNC and CL-MX) to fit all cable diameters and sheath thicknesses
- Recommended tool for fast preparation and installation of Actassi CL-MX cables.

Type	EAN code	Ref. No
Cable stripper	3606480186127	**VDIR580021**

EMEAS

Pre-terminated solution CL-MLink

EMEAS
Bundles

Actassi pre-terminated copper bundle solutions

One product range to fit every need

Actassi standard offer	Actassi CL-MLink cables
■ In buildings: from technical room to workspace ■ In data centers: from rack to rack	
Components assembled by customer	**Schneider Electric pre-assembled components for customer**
■ LAN copper cables ■ RJ45 Connectors ■ CP-Links ■ Copper patch cords	**Female-Female:** ■ S-One to S-One ■ S-One DPM to S-One DPM **Female-Male:** ■ S-One to RJ45 plug ■ S-One DPM to RJ45 plug **Male-Male:** ■ RJ45 plug to RJ45 plug
Cable cut on site	**Pre-assembled with custom cable length**

CL-MLink contributes to the End User Total Cost of Ownership optimization

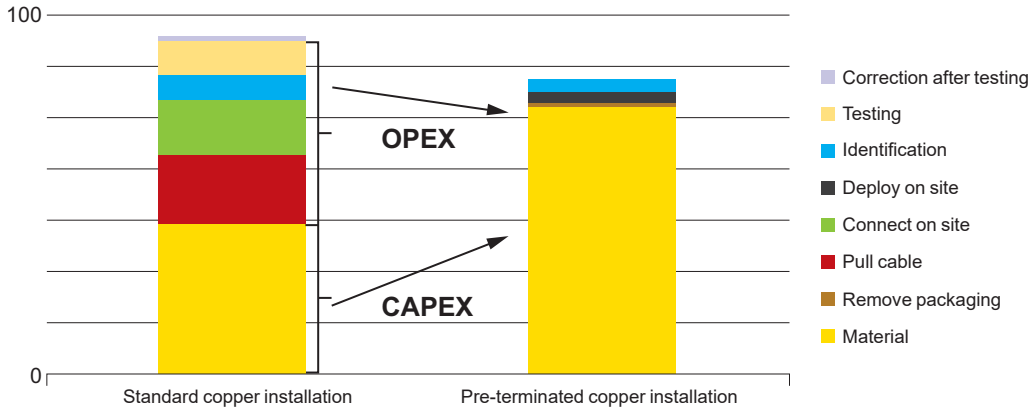

CL-MLink contributes to OPEX reduction

Life Is On Schneider Electric

Answering high reliability and speed deployment needs

Actassi CL-MLink is Schneider Electric's new solution for buildings and data centre applications. It delivers the features and functionality necessary to meet the unique challenges and requirements of these demanding environments.

High security for your network

- **Complete plug & play systems**
- **Expertise: 100 % pre-assembled and 100 % pre-tested by Schneider Electric**
- **10G performance**
- **Pre-term links with Schneider Electric warranty**
- **Available in Cat 6 and Cat 6$_A$, shielded and unshielded**

Costs and time savings

- **Actassi CL-MLink's target is zero downtime. The pre-assembled cable with Actassi S-One connectors enable a speedy deployment and reduce labor costs by saving on installation time compared to standard copper installations**
- **Increase overall efficiency and avoid late penalties at your construction site**
- **Save on installation time with custom labels on each port that identify the building, floor, cabinet or office number**

Scalable and adaptable

- **Increase flexibility in network offices**
- **Pay as you grow**
- **Scalability with consolidation points**
- **Custom cable lengths adjust to end user needs**
- **Delivered in step with site evolution**

Time secured for installation on site

- **8x faster installation compared to standard copper offer. Save connection time on site**
- **Delivery secured**
- **Links offer fast and easy deployment that reduces human intervention on site**

An end-to-end network installation

- **Benefit from partnering with one supplier. Access the larger Schneider Electric offer for BMS, UPS, Cooling, CMS**
- **Solutions for a broad range of projects and applications**
- **Digital offer selection guides**

Energy efficient thanks to "Green environment"

- **Packaging reduced by 90 %**
- **Custom cable lengths reduce waste**

Green Premium™



Plug & Play copper bundle solution

EMEAS

Pre-terminated solution CL-MLink

EMEAS
Bundles

Pre-terminated bundles are manufactured according to your requirements with the components pictured below.
Configurations are introduced on the following pages.
To select the reference and links, use the configurator available at:

http://www.schneider-electric.com/en/product-range-selector/61003-actassi-foreurope/?filter=business-5-installation-systemsand-control&parent-category-id=3800

Connectors

Type	UTP	UTP DPM	STP	STP DPM
Category	Cat 6	Cat 6	Cat 6	Cat 6
	P121212	P124007	P121215	P124010

Cables

Type	U/UTP	F/UTP	S/FTP	S/FTP
Category	Cat 6	Cat 6	Cat 6 / Cat 6_A	Cat 6_A
AWG	23	24	26	23
Color	Green	Green	White	Blue
Euroclass	D_{CA} (LSZH)	D_{CA} (LSZH)	C_{CA} (LSFRZH)	C_{CA} (LSFRZH)
	P110559	P120018	P123954	P120021

Aggregation

Choose between two aggregations:

- With rapstrap for buildings and data centers applications.
- Rapstrap and a black plastic braided sheath at each female extremety for data center applications.

	Rapstrap + Black plastic braided sheath	Rapstrap
	P146992 + P146884 	P146884
Female-Female	P146872	P146882
Female-Male	P146873	P146883
Male-Male		P146874

The black plastic braided sheath is a reliable aggregation for data center which offers protection for your female connectors.

> Configurations

Female - Female	Female - Male	Male - Male
P146881	P146880	P146879

	UTP	UTP DPM	STP	STP DPM	UTP / STP
	Cat 6A	Cat 6A	Cat 6A	Cat 6A	Cat 6 / Cat 6A
	P121213	P124006	P121216	P124009	P146869

	U/UTP	F/FTP
	Cat 6A	Cat 6A
	23	23
	Blue	Blue
	D_{CA} (LSZH)	D_{CA} (LSZH)
	P130057	P120021

> Links

1 cable	2 cables	3 cables	4 cables	6 cables	12 cables
P122481	P122482 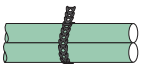	P122483 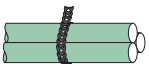	P146878 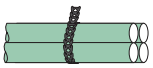	P122484 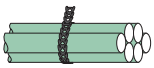	P122485 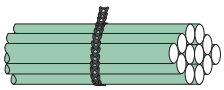

Pre-terminated solution CL-MLink

EMEAS

Bundles

Bundle type			Connector type	Cable type	Number of link
			P121215	P120023	P122481 1 P122482 2 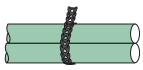
Female / Female					
P146882	**Cat 6**	UTP	S-One connector	U/UTP	**VDITBA01A**
			S-One DPM connector	U/UTP	**VDITBB01B**
		STP	S-One connector	F/UTP	**VDITAA02A**
			S-One DPM connector	F/UTP	**VDITAB02B**
			S-One connector	S/FTP	**VDITAA03A**
			S-One DPM connector	S/FTP	**VDITAB03B**
	Cat 6A	UTP	S-One connector	U/UTP	**VDITDA05A**
			S-One DPM connector	U/UTP	**VDITDB05B**
		STP	S-One connector	F/FTP	**VDITCA07A**
			S-One DPM connector	F/FTP	**VDITCB07B**
			S-One connector	S/FTP AWG 26	**VDITCA03A**
			S-One connector	S/FTP	**VDITCA04A**
			S-One DPM connector	S/FTP AWG 26	**VDITCB03B**
			S-One DPM connector	S/FTP	**VDITCB04B**
Female / Male					
P146883	**Cat 6**	UTP	S-One connector / RJ45 plug	U/UTP	**VDITBA01D**
			S-One DPM connector / RJ45 plug	U/UTP	**VDITBB01D**
		STP	S-One connector / RJ45 plug	S/FTP AWG 26	**VDITAA03D**
			S-One DPM connector / RJ45 plug	S/FTP AWG 26	**VDITAB03D**
	Cat 6A	STP	S-One connector / RJ45 plug	S/FTP AWG 26	**VDITCA03D**
			S-One DPM connector / RJ45 plug	S/FTP AWG 26	**VDITCB03D**
Male / Male					
P146874	**Cat 6**	UTP	RJ45 plug	U/UTP	**VDITBD01D**
		STP	RJ45 plug	S/FTP AWG 26	**VDITAD03D**
	Cat 6A	STP	RJ45 plug	S/FTP AWG 26	**VDITCD03D**

QR Code 1064811252253529365

Use your phone and select the gen code in order to build your CL-MLink reference with the configurations table above in our pre-terminated offers at:

http://www.schneider-electric.com/en/product-range-selector/61003-actassi-foreurope/?

Flash the code and configure your CL-MLink product in our pre-terminated offers.

	3	4	6	12	Performance	Available length
P122483	P146878	P122484	P122485			
					ISO/IEC 11801 Class E PL2	10 to 90 m
					ISO/IEC 11801 Class E PL2	10 to 90 m
					ISO/IEC 11801 Class E PL2	10 to 90 m
					ISO/IEC 11801 Class E PL2	10 to 90 m
					ISO/IEC 11801 Class E PL2	7 to 60 m
					ISO/IEC 11801 Class E PL2	7 to 60 m
					ISO/IEC 11801 Class Ea PL2	10 to 90 m
					ISO/IEC 11801 Class Ea PL2	10 to 90 m
					ISO/IEC 11801 Class Ea PL2	10 to 90 m
					ISO/IEC 11801 Class Ea PL2	10 to 90 m
					ISO/IEC 11801 Class Ea PL2	7 to 60 m
					ISO/IEC 11801 Class Ea PL2	10 to 90 m
					ISO/IEC 11801 Class Ea PL2	7 to 60 m
					ISO/IEC 11801 Class Ea PL2	10 to 90 m
					ISO/IEC 11801 Class E PL3	5 to 40 m
					ISO/IEC 11801 Class E PL3	5 to 40 m
					ISO/IEC 11801 Class E PL3	5 to 40 m
					ISO/IEC 11801 Class E PL3	5 to 40 m
					ISO/IEC 11801 Class Ea PL3	5 to 40 m
					ISO/IEC 11801 Class Ea PL3	5 to 40 m
					ISO/IEC 11801 Patch Cord Cat 6	1 to 60 m
					ISO/IEC 11801 Patch Cord Cat 6	1 to 60 m
					ISO/IEC 11801 Patch Cord Cat 6A	1 to 60 m

> Packaging

Your bundles will be delivered with a carefully closed carton end protection for connectors.

P147022



APAC

Pre-terminated solution CL-MLink

APAC

Bundles - Category 6A F/UTP

Actassi pre-terminated copper trunk cable provides simple plug-and-play solution for high density network.
With the flexibility for customization, users can choose their own configuration with different length, connector type. Optional angled jack to angled jack connector to aid high density environment application.
In addition, 100 % factory tested copper assemblies assure transmission performance and reduce installation time caused by field termination.

Product features

- Double ended with 6-connector construction
- 100 % factory tested
- Individual serial number.

Customer benefits

- Fast installation by plug & play
- Reliable solution to supports 10 Gigabit ethernet application
- Increase visibility of back tracking.

Description	Ref. No
Jack-to-jack	
Pre-terminated Category 6A F/UTP, jack-to-jack, 6 pieces bundled, LSZH, white	**ACTPTCJJ6ASLSxxWE**

Where **xx** denotes the cable length from 02 m to 90 m.

Life Is On | Schneider Electric

Actassi consolidation point links

CP-links are used when it is needed to provide a high quality level and a high transmission link performance. The cable is pre-assembled with the Actassi S-One connector. No connection to do on site, just plug & play, which reduces errors and maintenance.

Applications

Consolidation point links (called "CP-links") are aimed for new buildings, big refurbish and critical installations within technical and server rooms, either in false floor and false ceiling areas.

This page must be checked by each country. Should contain some regional offer.



Specifications

- CP link Cat 5e, 6 and 6_A are pre-assembled with the following components:
  - S-One connector Cat 6_A
  - cable Cat 5e U/UTP and F/UTP
  - cable Cat 6 U/UTP and S/FTP
  - cable Cat 6_A S/FTP (white colour)
  - RJ45 Plug
- High performance: Cat 6_A for copper systems, standard & system warranty
- Compliant with: ISO/IEC 11801 Ed3.0, EN 50173 Ed.3, EIA/TIA 568-C.2, IEC 60603-7, IEC 61156-5
- Full latest standards FORCE Technology (Delta) certified - EN 50173 Ed.3., EIA/TIA 568 - C.2.

Benefits

- Plug & play: 100 % pre-assembled and pre-tested link
- Available in 3 catalogue lengths: 5 m,10 m,15 m
- Quick and easy installation
- D_{CA} (LSZH) cable use
- Full compatibiltiy for installations with Schneider Electric poles and posts.

CP-Link and patch cords

EMEAS

Copper LAN cables - Category 5e, 6 and 6A

EMEAS

Application

Ensures and gives transmission of data networks.

P136750

CP Cabling link CL-C Cat 5e			
Type	**Colour of sheath**	**Length (m)**	**Ref. No**
U/UTP Cat 5e D_{CA} DPM	Green	5	**VDICP1500501**
		10	**VDICP1501001**
		15	**VDICP1501501**
F/UTP Cat 5e D_{CA} DPM	Green	5	**VDICP3500501**
		10	**VDICP3501001**
		15	**VDICP3501501**

P136750

P131670

CP Cabling link CL-MNC Cat 6			
Type	**Colour of sheath**	**Length (m)**	**Ref. No**
U/UTP Cat 6 D_{CA} DPM	Green	5	**VDICP1600501**
		10	**VDICP1601001**
		15	**VDICP1601501**
S/FTP Cat 6 D_{CA} DPM	White	5	**VDICP4600502**
		10	**VDICP4601002**
		15	**VDICP4601502**

P131670

CP Cabling link CL-MNC 6_A CP Cabling S/FTP Cat 6_A			
Type	**Colour of sheath**	**Length (m)**	**Ref. No**
D_{CA} cable with DPM connector	White	5	**VDICP4X00501**
		10	**VDICP4X01001**
		15	**VDICP4X01501**

Actassi copper patch cords

New range of Actassi patch cords are more green, more flexible, 100% tested and third-party certified

Featuring Cat 6 U/UTP, Cat 6 F/UTP, and Cat 6_A S/FTP, the range is available in LSZH or PVC outer sheath, offering 5 different colors and lengths.

Following Schneider Electric's sustainable engagement, Actassi patchcords are now packaged and delivered with the best product quality in a flat brown-carton for a better environmental footprint with less plastic, fewer inks and chemical substances.

Applications

Actassi copper patch cords ensure a reliable transmission in data networks. They are suitable for both shielded and unshielded needs.

Benefits

The improved design of the new range of patch cord offers:

- 40% diameter reduction for a better installation experience
- improved flexibility that enables easy patching while finalizing racks
- simplified high-density patching management and improved heat circulation for better thermal management around the switches
- simplified patch cord reference numbers easily identified with the naming principle.

Principle of reference numbers

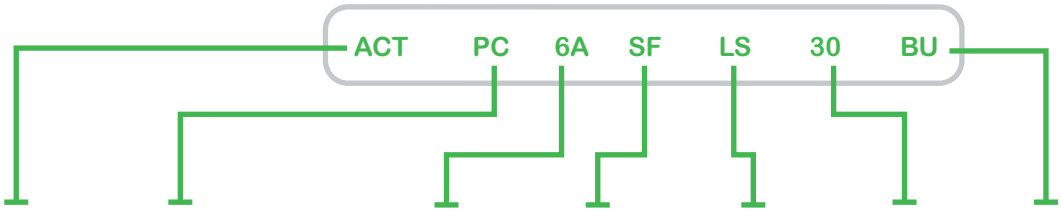

ACT	PC	C	S	QQ	xx	yy
	Range type	**Category**	**Shielding**	**Cable jacket**	**Length**	**Color**
ACT = Actassi	**PC** = Patch cord	**6** **6A**	**SF** = S/FTP **FU** = F/UTP **UU** = U/UTP	**CM** = PVC **LS** = LSZH	For example: **30** = 3.0 meters **05** = 0.5 meters	For example: **BU** = Blue

e.g.:
- ACTPC6ASFLS30GR = ACT = Actassi, PC = Patch cord, 6A = Category, SF = Shielding, LS = Cable jacket, 30 = Length, GR = Green
- ACTPC6ASFCM10RD = ACT = Actassi, PC = Patch cord, 6A = Category, SF = Shielding, CM = Cable jacket, 10 = Length, RD = Red

CP-Link and patch cords

CL-MNC Copper - Category 6 and 6A

Standard Compliance

- 100% tested at the final control according to TIA-568.2-D andISO/IEC11801-1 standards.
- Support Power over Ethernet (POE) applications up to 100 W (IEEE802.3af, EE802.3at, and IEEE802.3bt Type 3 and Type 4).
- Certified each year by a third-party laboratory (also recognized as Notified Body by European Union).
- Compliant with latest international standards TIA-568.2-D and ISO/IEC11801-1.
- Compliant with environmental and safety standards 2011/65/EU and 2015/863/EU RoHS directives and 2014/35/EU low voltage directive.
- Meet local regulations, CE for Europe, and RCM for Australia.
- The product and its packaging are compliant with ROHS and REACH. It also meets the SE Green Premium program.
- The product delivery includes its environmental profile showing limited environmental impacts during Manufacturing, Distribution, Installation, Use, and End of life.

Specifications

- The outer sheath of the patch cord is LSZH or PVC.
- The PVC outer sheath cable of U/UTP, F/UTP, and S/FTP categories are CM rated.

Installation Guidelines

- CL-MNC Cat 6 and Cat 6A Actassi patch cords are suitable for TIA Channel Cat 6 or 6A respectively and suitable for ISO Channel Class E or Ea at the condition 1.95 de-rating factor applied.
- The patch cord installation guidelines follow TIA TSB-184-A-1 and IEC 14763-2 standards, especially for the bundling of AWG28 patch cords supporting the delivery of IEEE 802.3 Type 3 or Type 4 PoE.

Cat 6 U/UTP patch cord



ACTPC6UUCMxxyy
ACTPC6UULSxxyy

CL-MNC Cat 6 U/UTP patch cord			
Diameter	**Colour of sheath**	**Sheath**	**Ref. No**
3.8+/-0.2 mm	WE/BU/GR/RD/YL	PVC	**ACTPC6UUCMxxyy**
		LSZH	**ACTPC6UULSxxyy**

Cat 6 F/UTP patch cord



ACTPC6FUCMxxyy
ACTPC6FULSxxyy

CL-MNC Cat 6 F/UTP patch cord			
Diameter	**Colour of sheath**	**Sheath**	**Ref. No**
5.2+/-0.2 mm	WE/BU/GR/RD/YL	PVC	**ACTPC6FUCMxxyy**
		LSZH	**ACTPC6FULSxxyy**

Cat 6_A S/FTP patch cord



ACTPC6ASFCMxxyy
ACTPC6ASFLSxxyy

CL-MNC Cat 6_A S/FTP patch cord			
Diameter	**Colour of sheath**	**Sheath**	**Ref. No**
5.5+/-0.2 mm	WE/BU/GR/RD/YL	PVC	**ACTPC6ASFCMxxyy**
		LSZH	**ACTPC6ASFLSxxyy**

xx	Length (m)	yy	Color
05	0.5	WE	White
10	1	BU	Blue
20	2	GR	Green
30	3	RD	Red
50	5	YL	Yellow

Where **xx** denotes the length of patch cords.
Where **yy** denotes the color of patch cords.

Note: Customized color and length is available upon request with additional lead time and MOQ requirement. Contact your local Schneider Electric agency for support.

Panel range with S-One, S-One DPM and S-110

Actassi data panels

The data panels contain a front configuration for 24 RJ45 connectors. All panels have the smart Quick Fix function. They are also available pre-equipped with connectors, shutters, label holders and a rear cable organizer. We try to make your life as easy as possible.

The data panel is available pre-equipped with the innovative S-One connectors.



Sliding helps installation
Maintenance and extensions are smoothly performed with the help of the Quick Fix sliding function.



Actassi S-One
The connectors are a one-piece design for very fast and reliable wiring. Actassi S-One exceeds component hardware certification for standards like ISO/IEC 11801 Ed3.0 for Cat 6_A, ensuring optimized network performance.



Cable management
Apart from the systems with colour codes, labels and numbers, the technical setup at the rear of the panel is designed to enhance order. Cables of various diameters are easily mounted and kept in place in specified slots.

Rear position numbers
Keeping track of each RJ45 could sometimes be very hard. Actassi is changing all of that! The cable numbers at the rear correspond to those at the front, simplifying installation and maintenance from both sides of the rack.



Automatic earthing
An automatic earthing for FTP/STP versions is integrated in the panel.



Clear front marking
Each panel plate has an openable label holder. Print your own labels or use the included versions with pre-printed port numbers. Each shutter can also be colour coded for quick identification in both open and closed positions.

Actassi flat high-density panels

The new Actassi 19" flat data panel with connectors placed at an angle gives a new dimension to high density – the panels can be mounted directly on top of each other, with no need of intermediate guiding panels. They are available empty without connectors or equipped with Cat 6_A STP connectors.



Quick Fix function
The panels are equipped with a Quick Fix function for a fast installation.

The flat data panel contain a configuration for 24 RJ45 connectors with a clear marking at both front and rear. The panels are easy to install thanks to the front access and the Quick Fix function. Use the vertical side rings for vertical management of the patch cords. Other features are the removable cable manager at the rear, the panel identification label and the hinged central label holder.



Vertical side rings
Vertical side rings and connectors at an angle gives a true high density installation.
The overhead patching frame saves space in the enclosure below.

Connectors at an angle
Connectors placed at an angle combined with front access simplifies installation work.

Clear front marking
Large identification labels for easy readability from ground level.

Cable management
The cable manager can be folded or removed. Hooks for cable ties for extra safety.

Actassi telecom panels

The smart and high capacity 19" telecom patch panel provides up to 50 connections. Very easy fixation of the panel thanks to the Quick Fix function with guiding fingers and pre-mounted screws. The label holders are easily opened without using any tool.



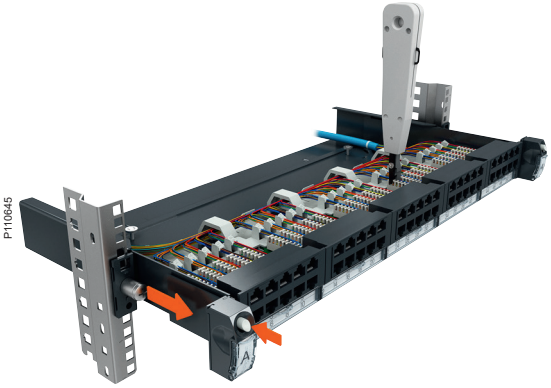

Exceptional robustness
The sliding function does not deteriorate the stability. As a proof you can use the punch down tool for LSA contacts with the panel in a sliding-out position. You don´t need to remove it from the rack first!



Punch down tool
This is the punch down tool for LSA contacts, to be used for telecom cable connections.



Cable identification
No need trying to figure out which cable goes where. The cable identification is very clear on the clever fixing guides.

Safe and easy earthing
The panel has two earthing connection points for both shielded cables and for the rack, easily accessible at the rear.

Clear marking
The telecom panel comes with pre-printed labels and openable label holders.

Life Is On Schneider Electric

Power panels and accessories

The Actassi system also includes a range of power panels and smart accessories for improved cable management. The power panels are available in several versions, for example with a protected light switch and overvoltage protection. The innovative patchcords guiding panel is equipped with four openable rings, managing up to 48 cords.

Power panel
With Quick Fix function and 3 m of power cord. Several versions, for example with protected circuit breaker/earth leakage.



Brush and blank panel
Brush guiding panel. Blank panel instead of an empty gap in the rack.

Guiding panels for patch cords
The 1U panel manages 24 cords, and 2U panel 48 cords. Easily opened but still safe, since a clever device prevents cords from falling out. Also possible to pull out only one cord if needed.


P110464



Side rings for rack 800x800
Rings for vertical management of up to 48 patch cords, attached to each side of the guiding panel (or any panel with Quick Fix). Available for 1U and 2U.

P110464

P110143

Vertical rings for rack 600x600
For the 600x600 racks, use the smaller tie up devices to keep your installations in neat order.



P110615

Panels
S-One

Empty sliding panel for S-One connectors 1U 24 ports

- Empty sliding 19" copper panel (without connectors)
- 1U height
- 24 RJ45 ports
- 1 Quick Fix function on both sides to allow a simple, quick fixing position and sliding feature
- Available in two versions:
- ◻ evolution: panels equipped with 24 shutters in light grey, 4 label holders, and one cable manager at the rear
- ◻ basic: panels without shutters, label holders, cable manager
- Metal sheet: thickness 1.2 mm. Dark grey RAL 7016
- Plastic parts in PA66 GF20 or PA6
- Simple clicking connectors for mounting
- Automatic earthing with the pre-equipped bus bar for FTP/STP versions.

P111249



Evolution version: pre-equipped with 24 light grey shutters, 4 label holders, 1 rear cable organizer

Description	Ref. No
Empty panel 1U UTP 24 ports	**VDIG112241U**
Empty panel 1U FTP/STP 24 ports	**VDIG112241F**

P111250

Basic version: without label holders and cable organizer

Description	Ref. No
Empty panel 1U UTP 24 ports	**VDIG012241U**
Empty panel 1U FTP/STP 24 ports	**VDIG012241F**

P111251

Life Is On Schneider Electric

Panels
S-One

Equipped sliding panel with S-One connectors 1U 24 ports

- Equipped sliding 19" copper panel (with connectors, not mounted)
- 1U height
- 24 RJ45 ports
- 1 Quick Fix function on both sides to allow a simple, quick fixing position and sliding feature
- Available in two versions:
  - evolution: panels equipped with 24 shutters in light grey, 4 label holders, and one cable manager at the rear
  - basic: panels without shutters, label holders, cable manager
- Metal sheet: thickness 1.2 mm. Dark grey RAL 7016
- Plastic parts in PA66 GF20 or PA6
- Simple clicking connectors for mounting
- Automatic earthing with the pre-equipped bus bar for FTP/STP versions.

P111249



Evolution version: pre-equipped with 24 RJ45 S-One connectors (not mounted) and 24 light grey shutters, 4 label holders, 1 rear cable organizer

Description	Ref. No
Category 5e	
Equipped panel 1U with 24 RJ45 Cat 5e UTP	**VDIG118241U50**
Equipped panel 1U with 24 RJ45 Cat 5e FTP	**VDIG118241F50**
Category 6	
Equipped panel 1U with 24 RJ45 Cat 6 UTP	**VDIG118241U60**
Equipped panel 1U with 24 RJ45 Cat 6 STP	**VDIG118241B60**
Category 6_A	
Equipped panel 1U with 24 RJ45 Cat 6_A STP	**VDIG118241BX0**

P111252

Basic version Pre-equipped with 24 S-One connectors (not mounted). Without shutters, label holders and cable organizer.

Description	Ref. No
Category 5e	
Equipped panel 1U with 24 RJ45 Cat 5e UTP	**VDIG018241U50**
Category 6	
Equipped panel 1U with 24 RJ45 Cat 6 STP	**VDIG018241B60**
Category 6_A	
Equipped panel 1U with 24 RJ45 Cat 6_A STP	**VDIG018241BX0**

Panels
S-One DPM

Empty sliding panel for S-One DPM connectors, 1U 24 ports

- Empty sliding 19" copper panel (without connectors)
- 1U height
- 24 RJ45 ports
- 1 Quick Fix function on both sides to allow a simple, quick fixing position and sliding feature
- Panels equipped with 24 shutters in light grey, 4 label holders, and one cable manager at the rear
- Metal sheet: thickness 1.2 mm. Dark grey RAL 7016
- Plastic parts in PA66 GF20 or PA6
- Simple clicking connectors for mounting
- Automatic earthing with the pre-equipped bus bar.

P111249



Evolution version: pre-equipped with 24 light grey shutters, 4 label holders, 1 rear cable organizer

Description	Ref. No
Empty panel for DPM connectors 1U FTP/STP 24 ports	**VDIG111241F**

P111250

Basic version: without label holders and cable organizer

Description	Ref. No
Empty panel for DPM connectors 1U FTP/STP 24 ports	**VDIG011241F**

Life Is On Schneider Electric

Panels
S-110



Empty fixed panel for S-110 connectors, 1U 24 ports
(compatible with Cat 5e and Cat 6 not compatible for Cat 6_A)

- Empty fixed 19" copper panel (without connectors)
- 1U height
- 24 RJ45 ports
- 1 Quick Fix function on both sides to allow a simple, quick fixing position
- Panels equipped with 4 label holders and a metal tray cable manager
- Metal sheet: thickness 1.2 mm. Dark grey RAL 7016
- Plastic parts in PA66 GF20 or PA6
- Simple clicking connectors for mounting.

Evolution version: pre-equipped with 4 label holders and a metal tray cable manager

Description	Ref. No
Empty panel 1U for S-110 connectors keystone UTP 24 ports	**VDIG113241U**

Empty fixed panel with S-110 connectors, Cat 6_A STP, 1U 24 ports

- Category 6_A fully shielded keystone modular jacks
- Universal colour-coding for 568A and 568B standards
- Front labelling system
- Removable rear cable management bar is bundled with Velcro tapes
- Compatible with standard 19” equipment racks
- Fully compliant ISO/IEC 11801 Ed3.0 and ANSI/TIA/EIA-568-C series connecting hardware standards.

Description	Ref. No
Category 6_A	
Empty panel 10G Cat 6_A, shielded 24-port patch panel*	**ACTPPS24NSU**
Empty panel 10G Cat 6_A, shielded 24-port angled jack panel, unloaded**	**ACTPPAS24NS**

(*) ACTPPS24NSU can be used on Cat 6 shielded and Cat 5e FTP keystone jacks.
(**) ACTPPAS24NS can be used on Cat 6_A or Cat 6 shielded angled.

Panels
S-110

Equipped fixed panel for S-110 connectors, Cat 5e, 1U 24 ports UTP

- Aesthetic, contemporary design
- Powder coated metal framework
- Universal colour-coding for T568A and T568B wiring scheme
- Removable rear cable management tray
- Compatible with standard 19” equipment frames
- IDC termination using an Actassi or other compatible tools
- Fully compliant to AS/NZS 3080: 2003, ISO/IEC 11801 Ed3.0 and ANSI/TIA/EIA-568-C series connecting hardware standards.

RJ6A124PPSH_24PCat6P PP

Description	Ref. No
Equipped panel Category 5e, UTP 24-port non-shutter patch panel	**ACTPP5EU24NSS**

Equipped fixed panel with S-110 connectors, Cat 5e and Cat 6 UTP, 1U 24 ports,

- Equipped fixed 19" copper panel (with connectors, pre-mounted)
- 1U height
- 24 RJ45 ports
- 1 Quick Fix function on both sides to allow a simple, quick fixing position
- Panels equipped with 4 label holders and a metal tray cable manager
- Metal sheet: thickness 1.2 mm. Dark grey RAL 7016
- Plastic parts in PA66 GF20 or PA6
- Simple clicking connectors for mounting and dismounting.

Evolution version: pre-equipped with 24 RJ45 S-110 keystone connectors (pre-mounted) and a metal tray cable manager

P133076

Description	Ref. No
Category 5e Equipped panel 1U with 24 RJ45 S-110 connectors keystone Cat 5e UTP	**VDIG113241U50**
Category 6 Equipped panel 1U with 24 RJ45 S-110 connectors keystone Cat 6 UTP	**VDIG113241U60**

Equipped fixed panel for S-110 connectors, Cat 6, 1U 24 ports UTP

- Aesthetic, contemporary design
- Powder coated metal framework
- Universal colour-coding for T568A and T568B wiring scheme
- Removable rear cable management tray
- Compatible with standard 19” equipment frames
- IDC termination using a Actassi or other compatible tools
- Fully compliant to AS/NZS 3080: 2003, ISO/IEC 11801 Ed3.0 and ANSI/TIA/EIA-568-C series connecting hardware standards.

RJ6A124PPSH_24PCat6P PP

Description	Ref. No
Equipped panel Category 6, UTP 24-port, non-shutter, patch panel	**ACTPP6U24NSS_S**
Equipped panel Category 6, UTP 24-port, shuttered, patch panel	**ACTPP6U24SHS**

Life Is On Schneider Electric

Panels
S-110

Empty and Equipped fixed panel for MRCC connectors, 1U 24 ports

- 1U height
- 24 RJ45 ports
- Panels equipped with 3 label holders
- Equipped with MRCC Keystone connectors (VDIEBxx)
- Compatible with standard 19” equipment racks
- Simple clicking connectors for mounting
- IDC termination using an Actassi or other compatible tools
- Fully compliant with AS/NZS 3080: 2003, ISO/IEC 11801 Ed3.0, and ANSI/TIA/EIA-568-C series connecting hardware standards.

P148500

P148520

P148521

Description	Ref. No
Empty 19" patch panels UTP 24-ports	VDIEG113241U
Category 5e Equipped 19" patch panels UTP 24-ports	VDIEG113241U50
Category 6 Equipped 19" patch panels UTP 24-ports	VDIEG113241U60

Equipped fixed panel with S-110 connectors, Cat 6$_A$ UTP, 1U 24 ports

- Equipped fixed 19" copper panel (with connectors, pre-mounted)
- Equipped with S-110 Cat 6$_A$ unshielded connectors, black colour, without shutters
- 1U height
- 24 RJ45 ports
- Panels equipped with 2 label holders and a cable manager
- The cable manager can rotate and be removed to ease the accessibility.

P119458

Description	Ref. No
Category 6$_A$ Equipped panel 1U with 24 RJ45 S-110 connectors keystone Cat 6$_A$ UTP, non-shutter	ACTPP6ATGU24NSS

Equipped fixed panel with S-110 connectors, Cat 6$_A$ STP, 1U 24 ports

- Category 6$_A$ fully shielded keystone modular jacks
- Universal colour-coding for 568A and 568B standards
- Front labelling system
- Removable rear cable management bar is bundled with Velcro tapes
- Compatible with standard 19” equipment racks
- Fully compliant ISO/IEC 11801 Ed3.0 and ANSI/TIA/EIA-568-C series connecting hardware standards.

Actassi panel with tooless jack

Description	Ref. No
Equipped panel 10G Category 6$_A$, shielded 24-port patch panel	ACTPP6ATGS24NSS

Panels
Telecom

P111256



Telecom panel 50 ports

- Telecom panel 50 ports in 2 rows
- 1U height
- The telecom cable wires are terminated in LSA punch down blocks on the PCB according to a clear numbering
- 1 Quick Fix function on both sides to allow a simple, quick fixing position and sliding feature
- With label holders
- Cable organizer at the rear with number identification.

Description	Ref. No
Telecom panel 50 ports	**VDIG141501**

Life Is On Schneider Electric

HD panels
S-One

Empty flat panel for S-One connectors in angle, 1U 24 ports

- 1U height
- 24 RJ45 ports
- Allows high-density copper ports installation. Connectors are positioned in angle to guide the patch-cords to the vertical sides of the enclosure. The installation of copper ports is maximised as there is no need to consume rack units to mount horizontal guiding panels
- Recommended mounting with vertical side ring for vertical management of the patch-cords (reference VDIM189412)
- 1 Quick Fix function on both sides to allow a simple, quick fixing position
- Equipped with a label holder and a cable manager at the rear
- The cable manager can rotate and be removed to ease the accessibility
- Metal sheet: thickness 1.2 mm. Dark grey RAL 7016
- Plastic parts in PA66 GF20 and PC
- Simple clicking the connectors for mounting
- Automatic earthing with pre-equipped bus bar.

P133074



Empty flat 19" copper panel for connectors in angle (delivered without connectors)

Description	Ref. No
Empty flat panel for connectors in angle 1U FTP/STP 24 ports	**VDIG328241B**

Equipped flat panel with S-One connectors in angle, Cat 6$_A$ STP, 1U 24 ports

- 1U height
- 24 RJ45 ports
- Allows high-density copper ports installation. Connectors are positioned in angle to guide the patch-cords to the vertical sides of the enclosure. The installation of copper ports is maximised as there is no need to consume rack units to mount horizontal guiding panels
- Recommended mounting with vertical side ring for vertical management of the patch-cords (reference VDIM189412)
- 1 Quick Fix function on both sides to allow a simple, quick fixing position
- Equipped with a label holder and a cable manager at the rear
- The cable manager can rotate and be removed to ease the accessibility
- Metal sheet: thickness 1.2 mm. Dark grey RAL 7016
- Plastic parts in PA66 GF20 and PC
- Simple clicking the connectors for mounting
- Automatic earthing with pre-equipped bus bar.

P133070

Equipped flat 19" copper panel with connectors in angle (connectors included, not mounted)

Description	Ref. No
Equipped flat panel with connectors in angle 1U with 24 RJ45 Cat 6$_A$ STP	**VDIG328241BX0**

HD panels
S-One DPM



Empty flat panel for S-One DPM connectors in angle, 1U 24 ports

- 1U height
- 24 RJ45 ports
- Allows high-density copper ports installation. Connectors are positioned in angle to guide the patch-cords to the vertical sides of the enclosure. The installation of copper ports is maximised as there is no need to consume rack units to mount horizontal guiding panels
- Recommended mounting with vertical side ring for vertical management of the patch-cords (reference VDIM189412)
- 1 Quick Fix function on both sides to allow a simple, quick fixing position
- Equipped with a label holder and a cable manager at the rear
- The cable manager can rotate and be removed to ease the accessibility
- Metal sheet: thickness 1.2 mm. Dark grey RAL 7016
- Plastic parts in PA66 GF20 and PC
- Simple clicking the connectors for mounting
- Automatic earthing with pre-equipped bus bar.

Empty flat 19" copper panel for DPM connectors in angle (delivered without connectors)

Description	Ref. No
Empty flat panel for DPM connectors in angle 1U FTP/STP 24 ports	**VDIG321241B**

Life Is On Schneider Electric

HD panels
S-110

Empty flat panel for S-110 connectors in angle, Cat 6, 1U 24 ports FTP

- Aesthetic, contemporary design
- Powder coated metal framework
- Universal colour-coding for T568A and T568B wiring scheme
- Removable rear cable management tray
- Compatible with standard 19” equipment frames
- IDC termination using a Actassi or other compatible tools
- Fully compliant to AS/NZS 3080: 2003, ISO/IEC 11801 Ed3.0 and ANSI/TIA/EIA-568-C series connecting hardware standards.

P147132

Description	Ref. No
Empty panel Category 6, FTP shielded 24-port, non-shutter, angled jack panel, unloaded	**ACTPPAS24NS**

High density panel 48 ports 1U straight for S-110 RJ45

- Straight high density panel 1U 48 ports (without RJ45 jacks)
- Compatible with standard 19’’ equipment frames
- Compliant with standard 19’’ at 1U height
- Fully compliant to ISO/IEC 11801Ed 3.0 and ANSI/TIA/EIA-568-C series connecting hardware standards
- Compatible with unshielded Cat5e RJ45 S110 ACTASSI
- Compatible with unshielded Cat6 RJ45 S110 ACTASSI
- Compatible with specific Shielded Cat5e, Cat6 and Cat6A RJ45
- Earthing kit provided
- Simple clicking connectors for mounting
- Automatic earthing with the metallic RJ45 support for STP versions.
- Equipped with pre-printed labels
- Equipped with removable cable manager

PB501672



Description	Ref. No
Patch Panel 48 ports 1U Straight unloaded	**ACTPP48EMS**

Cable management and accessories

S-One, S-One DPM and S-110

P110148

P133071

Patch cord guiding panels

- Patch cord guiding panel
- 1U, 2U
- 1 Quick Fix function on both sides to allow a simple, quick fixing position
- 4 openable rings
- Patch cord holder integrated inside the ring for opened position.

Description	Ref. No
Patch cord guiding panel 1U with 4 openable rings	VDIG188141
Patch cord guiding panel 2U with 4 openable rings	VDIG188142

P133073

Brush guiding panel

- Patch cord guiding panel
- 1U
- 1 Quick Fix function on both sides to allow a simple, quick fixing position.

Description	Ref. No
Patch cord brush guiding panel 1U	VDIG188201

P110149, P133072, P110143



Side rings for vertical management

- Rings for vertical management of patch cords, in horizontal and vertical position
- Openable
- For racks 800 x 800 mm and 600 x 600 mm
- Can be fixed on each side of any Quick Fix system panel or guiding panel
- Large capacity up to 48 cords.

Description	Ref. No
Horizontal ring for vertical management of patch cords, 1U, for rack 800x800 mm	VDIM189112
Vertical ring for vertical management of patch cords, 2U, for rack 800x800 mm	VDIM189412
Ring for vertical management of patch cords, using self-grip strip, for rack 600x600 mm	VDIM189111

P112958

Cable organizer

Description	Ref. No
Cable organizer for fixation of up to 24 cables inside the panel	VDIM11U001

P112957

Label holders for data panels

Description	Ref. No
Transparent label holders pack of 4 pcs	VDIM11U002

P110144

RJ45 Shutters

Description	Ref. No
Shutters, blue, pack of 24 pcs	VDIM11U241
Shutters, yellow, pack of 24 pcs	VDIM11U242
Shutters, green, pack of 24 pcs	VDIM11U243
Shutters, red, pack of 24 pcs	VDIM11U244
Shutters, grey, pack of 24 pcs	VDIM11U246

P110156

Rack earthing kit

Description	Ref. No
Rack earthing kit, pack of 10 pcs	VDIM48E011

Cable management and accessories

S-One, S-One DPM and S-110

P110145



Metal blank panel

- 1 Quick Fix function on both sides to allow a simple, quick fixing position.

Description	Ref. No
Blank panel 1U	**VDIG188021**

P110147



Metal shelf

- 1 Quick Fix function on both sides to allow a simple, quick fixing position.

Description	Ref. No
Shelf 1U, depth 250 mm, for max weight 15 kg	**VDIG188011**

RJ5ECMPCC_CabMnglPnl

Metal management panel

- Cable management panel with metal fingers and metallic cover
- Metal base is powder coated to provide protection against scratches and rust
- A metallic cover provides security and aesthetics
- Available as a 1-rack unit (1U) item
- Available in graphite grey
- Compatible with standard 19” equipment racks.

Description	Ref. No
1U cable management panel	**ACTRJ1UCMPM**

RJ1UCMPC

RJ1UCMPSC

Management panel

- Rack mount clips eliminate the need for cage nuts and screws
- Reinforced cable management rings can accommodate up to 50 patch cords
- Cavities behind each ring provide additional space for cable slack
- Additional depth on cable rings ensures compliance with minimum bend radius requirements
- Compliments Actassi patch panel styling.

Description	Ref. No
1U, Actassi deep cable management panel	**ACTRJ1UCMPC**
1U, Actassi shallow cable management panel	**ACTRJ1UCMPSC**

P110577

Tool

- Punch Down Tool for LSA contacts, to use for Telecom panel cable connection.

Description	Ref. No
Punch down tool LSA Contacts	**VDIB299001**

P113144

Others

Description	Ref. No
Ericsson rack panel mounting accessory	**VDIM18W001**

Power panels

19” power panel 16 A or 10 A/250 V

- Profile: 1U height ALU Anodize
- Sockets: 2-pole with earthing contact 16 A or 10 A, 250 V AC, IP20,
- colour RAL 7016, plastic material: PA6 GF30
- 1 Quick Fix function on both sides to allow a simple, quick fixing position fitted with 3 m length power cord
- Supplied with personalized cable identification labels.

Standard

P110140

P110679

P110678

Description	Ref. No
Power panel 9 x French outlets according to NF C 61314	**VDIG161911**
Power panel 9 x Schuko outlets according to DIN 49 440	**VDIG161931**
Power panel 9 x Danish outlets according to DS/IEC 60884-1	**VDIG161941**
Power panel 9 x Danish outlets EDB according to DS/IEC 60884-1	**VDIG161951**

With protected light switch

P110139

P110680

P110677

Description	Ref. No
Power panel 8 x French outlets according to NF C 61314	**VDIG162711**
Power panel 8 x Schuko outlets according to DIN 49 440	**VDIG162731**
Power panel 8 x Danish outlets according to DS/IEC 60884-1	**VDIG162841**

With protected light switch + overvoltage protection

- Short circuit protection 6.5 kA
- Protection level Up 1.5 kV
- Optic signal for function (green)
- Optic signal for defect (orange).

P110141

P110676

P110675

Description	Ref. No
Power panel 7 x French outlets according to NF C 61314	**VDIG164711**
Power panel 7 x Schuko outlets according to DIN 49 440	**VDIG164731**
Power panel 7 x Danish outlets 10 A according to DS/IEC 60884-1	**VDIG1647411**

Power panels

P110142

P110674

With circuit breaker/earth leakage 230 V AC, 16 A or 10 A, 30 mA

Description	Ref. No
Power panel 6 x French outlets according to NF C 61314	**VDIG163611**
Power panel 6 x Schuko outlets according to DIN 49 440	**VDIG163631**

Consolidation box

Consolidation box for RJ45 and optic fibers

- Consolidation box for 12 RJ45 (without RJ45 jacks)
- One reference per RJ45 footprint: S-ONE, S-ONE DPM and Keystone.
- Compatible for Shielded and Unshielded RJ45
- Compatible for Cat 5e, Cat 6 and Cat 6_A categories of RJ45
- Earthing kit provided
- Metal sheet: thickness 1.2 mm. Black color
- Plastic parts in PA66 GF20 or PA6
- Simple clicking connectors for mounting
- Automatic earthing with the pre-equipped bus bar for STP versions
- Size: height 22 mm, width 16 mm, length 36 mm
- Operational temperature range: -10°C to 60°C
- Delivered in carton box.

1950301_S1_ISO-15.eps

VDIM61212B
VDIM61112B

3125901_KS_ISO-15.eps

VDIM61712B

3583401_ISO_H-15.eps

VDIM650240

Description	Ref. No
For S-ONE RJ45	
Consolidation box 12 ports S-ONE STP unloaded	**VDIM61212B**
For S-ONE DPM RJ45	
Consolidation box 12 ports S-ONE DPM STP unloaded	**VDIM61112B**
For S-110 Keystone RJ45	
Consolidation box 12 ports Keystone STP unloaded	**VDIM61712B**
For Fibre optic	
Consolidation box 24 ports Fiber LC or SC Duplex unloaded	**VDIM650240**

Field Termination plug RJ45

- Field termination plug RJ45 to make last meters links of cabling installation
- Shielded and Unshielded male plug RJ45 types
- Compatible for Cat 6 and Cat 6_A categories of links
- Simple clicking connectors for mounting
- Size: height 22 mm, width 16 mm, length 36 mm
- Operational temperature range: -10°C to 60°C
- Delivered in individual plastic bag.

P148958.eps

P148760.eps

ACTPG6ATLU001

P148762.eps

P148759.eps

ACTPG6ATLS001

Description	Ref. No
Unshielded solution	
Field termination plug Cat 6_A UTP unshielded	**ACTPG6ATLU001**
Shielded solution	
Field termination plug Cat 6_A STP shielded	**ACTPG6ATLS001**

Life Is On | Schneider Electric

Actassi Fibre solution

The New Product Regulation CPR is made to Increase **security** for **people** and **assets** inside buildings.

It concerns the fire performances of **Fibre Optic** and **Copper cables** permanently installed in buildings.

See CPR presentation page 58

Connectors **118**
EMEAS 120

Cables **122**
EMEAS 124
APAC 128

Pre-terminated solution **134**
EMEAS 135
APAC 140

Patch cords **147**
HD LC fibre patch cords 147
LC fibre patch cords 149
SC fibre patch cords 150
SC-LC fibre patch cords 151

Pigtails **152**
LC fibre pigtails 152
SC fibre pigtails 153

Panels **154**
HD panels 159

Consolidation box: refer to page **106**

Adaptors **166**
EMEAS 166
APAC 167

Power panels: refer to page **104**

Actassi fibre optic cables
Part of a total solution

Actassi Fibre LAN cables are an important part of our total Network Connectivity solution that also includes panels, enclosures, connectors etc. All Network Connectivity products are specially designed to work perfectly together with complementary Schneider Electric products like trunking, poles, boxes and wiring devices in order to deliver true and seamless end-to-end connectivity.

P12011

The Fibre LAN offer covers needs for all kinds of LAN installations:
Campus (between buildings), Building backbones (between technical rooms) and Distribution (from technical rooms to workstations).

Actassi network connectivity

1. Enclosures
2. Panels for data, fibre optic and telecom
3. Fibre LAN backbone cables
4. Copper LAN and Fibre LAN distribution cables
5. Fibre LAN campus cables
6. Fibre data sockets in trunking
7. Fibre data sockets in posts
8. Fibre data sockets in floor boxes

Life Is On Schneider Electric

A complete product portfolio for LAN installations

The Fibre LAN range offers a complete product portfolio for LAN installations. Providing the best support for high-speed data networks the fibre LAN range complements our Copper LAN offer. Optic cables, patchcords, connectors, tools and accessories are part of the Fibre LAN offer.

The Actassi 19” fibre optic panel is one of the most installation and user-friendly panels on the market. Quick-fix, sliding function, integrated guiding panel, excellent protection and clear marking, coiling wheels and much more.

Fibre optic technology offers several advantages

- Very high data rates
- Flexible, reliable net works
- Very low & constant attenuation
- Long distances (up to 40 km)
- No EMC rules
- No grounding issue
- Immune to crosstalks
- Safety in sensitive environments (no spark)
- Confidentiality
- No corrosion
- Simplified field testing
- High port density



Fibre optic performances

Actassi Fibre LAN is a reliable and robust solution for high-speed data networks. The range includes both OM1, OM2 and OM3, but also OM4. OM5 and OS2 following the latest standards.

Fibre LAN performances in brief

- Supports all kinds of network applications like 10 Gigabit/s Ethernet, Gigabit/s Ethernet, FastEthernet, Ethernet.
- Guarantees the compatibility with LAN active components.
- Compliant with international LAN optic transmission standards
- Available in multimode and single-mode, adapted to all LAN active equipments using LED, VCSEL and LASER technologies.

Two types of fibres: Multimode and Single-mode

Multimode (OM1, OM2, OM3, OM4, OM5)

- 4 ranges of multimode optic fibres performances: OM1 62.5/125, OM2 50/125, OM3 50/125, OM4 50/125 and OM5 50/125. Meeting the markets needs up to 10 Gigabit/s.
- OM4 50/125 performance. Meeting the markets needs for speeds beyond 40 Gigabit/s and 100 Gigabit/s.
- OM5 is a new type of multimode fiber supporting four wavelengths (850-950 nm), supporting Shortwave Wavelength Division Multiplexing (SWDM) applications with longer reach.
- High bandwidth. Optimized to increase the maximum optic link distance at both operating wavelengths (850 nm and 1300 nm).
- Low attenuation. Optimized to decrease the signal attenuation at both operating wavelengths (850 nm and 1300 nm).

Single-mode (OS1/OS2)

- Single-mode optic fibres performances: OS1/OS2 9/125.Meeting the markets needs for all single-mode applications.
- Low Water Peak and PMD. Optimized to decrease the signal attenuation between 1260 to 1625 nm allowing for multiplexing (modern optical transmission technologies like DWDM).

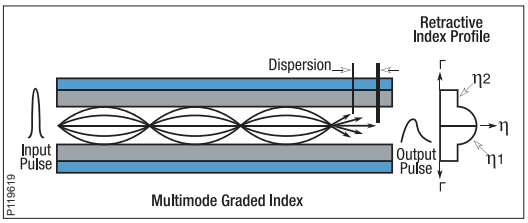

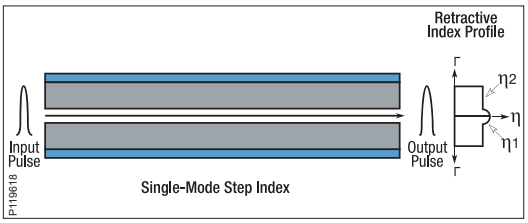

Full Spectrum Fibre

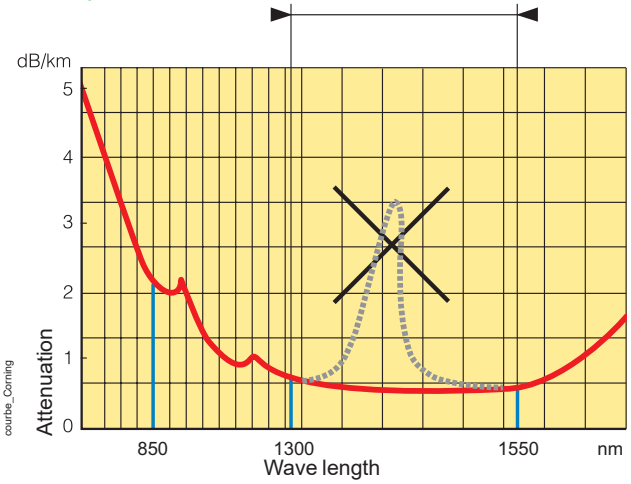

Life Is On Schneider Electric

Supports all kinds of network applications

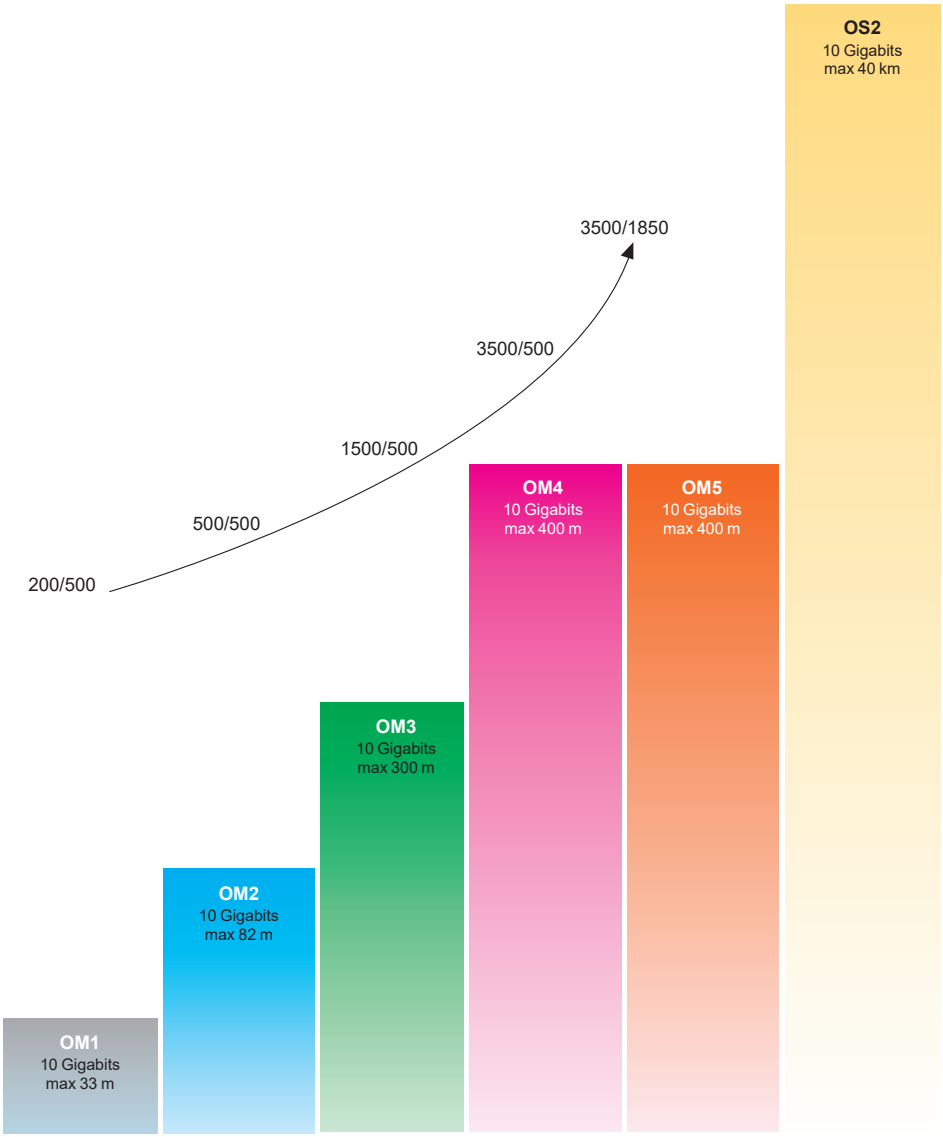

		Multimode fibre					Singlemode fibre
Applications	**Wavelength**	**OM1 62.5/125 µm**	**OM2 50/125 µm**	**OM3 50/125 µm**	**OM4 50/125 µm**	**OM5 50/125 µm**	**OS2 9/125 µm**
Overfilled Bandwidth (MHz.km)	850/1300 nm	200/500	500/500	1500/500	3500/500	3500/1850	-
100 Gbit/s (100GBASE-SR10)	850 nm	-	-	100 m	150 m	150 m	-
100 Gbit/s (100GBASE-SR4)	850 nm	-	-	70 m	100 m	100 m	-
100 Gbit/s SWDM4	-	-	-	75 m	100 m	150 m	-
100 Gbit/s (100GBASE-LR4/ER4	1310/1550 nm	-	-	-	-	-	10 km/40 km
40 Gbit/s (40GBASE-SR4)	850 nm	-	-	100 m	150 m	150 m	-
40 Gbit/s SWDM4	-	-	-	240 m	350 m	440 m	-
40 Gbit/s (40GBASE-LR4/ER4)	1310/1550 nm	-	-	-	-	-	10 km/40 km
25 Gbit/s (25GBASE-SR)	850 nm	-	-	70 m	100 m	100 m	-
25 Gbit/s (25GBASE-LR/ER)	1310/1550 nm	-	-	-	-	-	10 km/40 km
10 Gbit/s (10GBASE-SR)	850 nm	33 m	82 m	300 m	400 m	400 m	-
10 Gbit/s (10GBASE-LR/ER)	1310/1550 nm	-	-	-	-	-	10 km/40 km
1 Gbit/s (1000BASE-SX)	850 nm	275 m	550 m	1 km	-	-	-
1 Gbit/s (1000BASE-LX)	1300 nm	550 m	550 m	550 m	-	-	5 km

Actassi fibre optic connectors and pigtails

Wide range of fibre optic connectors, pigtails and accessories to support all the needs required for connecting fibre to fibre, and fibre to connector inside optic patch panels and/or at workstation.

Performances

SC connectors	LC connectors	ST connectors
Compliant with TIA/EIA 604-3 and IEC 61754-4 Ed. 2	Compliant with TIA/EIA 604-10A and IEC 61754-20 Ed. 2	Compliant with TIA/EIA 604-2 and IEC 61754-2

Choice guide

Type of products	Prefered connection	Ferrule type	Recommended application	Installation time		Required skills and equipment	
Unicam connectors	Connector to Tight buffered cable	Ceramic	Field installable No Epoxy No Polish		1 minute		Toolkit
Cold cured/ Heat cured connectors	Connector to Tight buffered and Loose Tube cables	Ceramic	Field installable Epoxy and Polish required		4 minutes		Know how + Toolkit + Oven if heat cured
Pigtails	Loose tube fibre to Loose tube fibre	Ceramic	Field installable Splicing equipment		3 minutes		Know how + splicing equipment"
Camsplice	Loose tube fibre to Loose tube fibre	Ceramic	Emergency restoration		3 minutes		Toolkit

Minimum installation time
Medium installation time
Maximum installation time

Minimum skills and equipment
Medium skills and equipment
Maximum skills and equipment

Life Is On Schneider Electric



Actassi fibre optic solutions

Network Connectivity solutions are key in your data centre to answer your environment constraints. Indeed you have to deal space optimization, MACs, high bandwith requirements for your active and passive components, security, and CAPEX reduction. In that direction, from Standard Building to Data centre applications, Schneider Electric introduces complete Fibre Optic solutions to cover your needs at all levels.

Schneider Electric introduces complete Fibre Optic solutions to cover your needs at all levels.

Data centre environment evolution and key trends are driving the market

Cloud Computing trends with a significant increase of Big Data volume for the next years

- High bandwidth requirements for computing and core networking applications is growing steadily towards from 10 G to 40 and 100 Gbits
- Higher reliability and security needs: in data centre system downtime cannot be accepted and has to be 100 % under control not to happen

Consolidation, automatization, virtualization of data centres

- Effective optimization of data centre space
- Effective cable management: Slack management is very important as well as ease airflow to relieve congestion in pathways and spaces
- Capacity planning, Infrastructure management improvements
- Rapid moves, adds and changes (MACs) need to be facilitated

Externalisation with the increase of colocation data centres types

- CAPEX and OPEX reduction Energy

Actassi seamless end-to-end network connectivity

Actassi is a global and scalable network connectivity infrastructure solution for buildings and data centres. It´s easy to install, easy to operate and is certified by a third-party independent laboratory at the highest Cat 6_A international standards.

Actassi Standard offer

A complete range of RJ45 connectors, 19" panels, cables and enclosures.

Actassi Specific Data Centre offer



19" flat high-density panels and an innovative overhead patching frame.

Actassi FL-MLink Pre-terminated solution

Pre-terminated fibre optical offer including panels, cassettes and links.

Actassi 19-HD Fibre Panel



One panel for 2 solutions, accepts pre-terminated cassettes and optional splice trays for fusion splicing.

Actassi fibre optic solutions for all your needs



	Actassi 19-C Basic fibre panel	Actassi 19-C Standard panel	Actassi 19-HD Fibre panel	Actassi FL-MLink Pre-terminated solution
	Medium & small buildings	Standard & high productivity buildings	High productivity, buiding, small data centres	Large buildings, small & medium data centres
	From 1 to 5 racks 10 G ready	**From 1 to 5 racks 10 G ready**	**From 1 to 10 racks 10 G ready**	**From 5 to 100 racks 10 G, 40 G, 100 G ready**
Data centre type	Small server rooms, Network closet	Small server rooms, Network closet	Server rooms, Network closet, Enterprise, Corporate	Finance, IT, Enterprise Corporate, Colocation, Public sectors
Performance	OM3 / OM4 / OS2			
Density Fibre capacity	19-C -> 48 fibres in 1U	19-C -> 48 fibres in 1U	HD -> 72 fibres in 1U HD -> 288 fibres in 4U	Classic -> 96 fibres in 1U MTP -> 576 fibres in 1U
Connectivity type	LC / SC	LC / SC / ST	LC / SC	MTP - 12 or 24 fibres
Key features	■ Simple sliding fibre optic panel ■ Basic fibre cabling ■ Direct termination or fusion splice	■ Standard sliding fibre optic panel ■ Standard fibre cabling ■ Direct termination or fusion splice	**High density, space optimization** ■ Standard sliding fibre optic panel ■ Standard fibre cabling ■ Direct termination or fusion splice	**High density plus** ■ 19" panels and pre-connectorized cassettes/links ■ Bend insensitive fibre ■ Options of polarity (straight through, reverse, pair flipped) ■ Secured delivery time for projects ■ x3 faster compared to standard installation ■ Project mode

Connectors
EMEAS
Unicam

FL-C Fibre optic Unicam connectors

Specifications

■ Unicam optic connectors suitable for quick and easy direct termination with tight buffered fibre optic cables inside optic patchpanels and/or at workstation:
□ less than 1 minute to connect a Unicam to a tight buffered fibre
□ does not require polishing unlike other no epoxy connectors. Controlled endface processing is part of the factory process
□ zirconia ceramic material ferrules
□ colored housings and boots to identify quickly performances of connectors: OM1: beige housing / Beige boot, OM2: black or beige housing / Black boot, OM3/ OM4: black housing / Aqua boot, OS2: blue housing / Blue boot
■ The Unicam connector can best be described as a mini pigtail. It incorporates a factory installable fibre stub that is fully bonded into the ferrule. The other end of the fibre is precisely cleaved and placed into the patented alignment mechanism of our mechanical splice. Both the field fibre and fibre stub are fully protected from environmental factors.

Performances

■ SC connectors compliant with TIA/EIA 604-3 and IEC 61754-4 Ed. 2
■ LC connectors compliant with TIA/EIA 604-10A and IEC 61754-20 Ed. 2
■ ST connectors compliant with TIA/EIA 604-2 and IEC 61754-2.

P67232

P133702

P67235

P67217

P67223

P133691

Unicam multimode connectors		
Type	**Qty/pack**	**Ref. No**
Unicam connector OM1 62.5/125 SC	1	**VDIB502101U**
Unicam connector OM1 62.5/125 ST	1	**VDIB501101U**
Unicam connector OM1 62.5/125 LC	1	**VDIB504101U**
Unicam connector OM2 50/125 SC	1	**VDIB502201U**
Unicam connector OM2 50/125 ST	1	**VDIB501201U**
Unicam connector OM2 50/125 LC	1	**VDIB504201U**
Unicam connector OM3/OM4 50/125 SC	1	**VDIB502301U**
Unicam connector OM3/OM4 50/125 LC	1	**VDIB504301U**

Life Is On Schneider Electric

Connectors
EMEAS
Unicam

EMEAS

P133688



P134791



Unicam singlemode connectors		
Type	**Qty/pack**	**Ref. No**
Unicam connector OS2 9/125 SC	1	**VDIB502501U**
Unicam connector OS2 9/125 LC	1	**VDIB504501U**

VDIB699100

P134696

FL-C Fibre optic Unicam toolkits and accessories

Unicam toolkits and accessories	
Type	**Ref. No**
Cleaver	**VDIB699100**
Visual Fault Locator VFL	**VDIB699005U**
Toolkit Unicam High Performance	**VDIB699006U**

3

Connectors
EMEAS
Camsplice

EMEAS

FL-C Fibre optic Camsplice solution

Specifications

■ Camsplice solution suitable for emergency restoration of the connection between 2 fibres (Multimode or Singlemode):
□ less than 2 minutes to connect fibres through Camsplice connector
□ completed splices fit into the Actassi optic cassette thanks to the fixation spreader for Camsplice
□ does not require adhesive or epoxy
□ minimal training and few accessories to assemble.
The Camsplice connector incorporates a unique fibre alignment mechanism that self-centers the fibres and provides accurate alignment.

ODAVDIB699021M

ODAVDIB699023M

ODAVDIM15C201

ODAVDIF090401

ODAVDIF090301

Camsplice	
Type	**Ref. No**
Camsplice connector	**VDIB699021M**
Toolkit Camsplice	**VDIB699022M**
Camsplice Tool	**VDIB699023M**
Fixation spreader for 5 Camsplice connectors	**VDIM15C201**
Heat Shrink protective devices for fusion splice	**VDIF090401**
Fusion splice holder	**VDIF090301**

Other Solutions

Fibre spreaders: Helps transforming a loose tube fibre structure at 250 µm into a tight buffer structure at 900 µm in case of connection needed

Specifications

■ Capacity: 6 or 12 optical fibres in loose tube.
■ For cable tubes with 2.4 mm and 3 mm diameters.
■ 900 µm optical fibre sheath.
■ Sheath length: 0.6 m.
■ Fibre diameter accepted: 250 µm.

ODAVDIF090501



ODAVDIF090502



Fibre spreaders	
Type	**Ref. No**
6 FO spreader	**VDIF090501**
12 FO spreader	**VDIF090502**

Life Is On Schneider Electric

Connectors
EMEAS
Cold cured and Heat cured

EMEAS

FL-C Fibre optic Cold cured and Heat cured connectors

■ Cold cured optic connectors combining the quick-cure convenience of anaerobic adhesive with the performances of epoxy and polish connectors for installations inside optic patchpanels and/or at workstation
□ requires less than 4 minutes to assemble and polish the connector
□ does not require electrical power to install
□ hand polish
■ The anaerobic adhesive uses a two-part epoxy process. The adhesive is first injected into the connector ferrule. The fibre is dipped into the primer and inserted into the connector. Curing takes one minute without the use of lamp or oven. Then the fibre of the connector requires manual polishing through different grades of sand papers.
■ Heat cured connectors can be used according to installations standards of cold cured connectors.

Cold cured connectors
■ Connectors delivered with boots for 900 µm, 2 and 3 mm jacketed cables, crimp rings for 2 and 3 mm jacketed cables (and 1.6 mm for LC version)
■ Color coding for easy identification of performances (both black and aqua boots for Multimode, blue boot for singlemode)
■ Zirconia ceramic material ferrules.

Heat cured connectors
■ Connectors delivered with boot for 900 µm cables (beige boot for Multimode, blue boot for singlemode)
■ Zirconia ceramic material ferrules.

Performances
■ SC connectors compliant with TIA/EIA 604-3 and IEC 61754-4 Ed. 2
■ LC connectors compliant with TIA/EIA 604-10A and IEC 61754-20 Ed. 2
■ ST connectors compliant with TIA/EIA 604-2 and IEC 61754-2.

P67209

P67215

P133687



P133690

P133689



P133686



Connectors multimode		
Type	**Qty/pack**	**Ref. No**
Cold cured Connector MM 50/125 SC	1	**VDIB502201C**
Cold cured Connector MM 50/125 ST	1	**VDIB501201C**
Cold cured Connector MM 50/125 LC	1	**VDIB504201C**
Heat cured Connector MM 50/125 SC	100	**VDIB502201H**
Heat cured Connector MM 50/125 LC	100	**VDIB504201H**

Connectors singlemode		
Type	**Qty/pack**	**Ref. No**
Cold cured Connector SM 9/125 SC	1	**VDIB502501C**
Cold cured Connector SM 9/125 LC	1	**VDIB504501C**
Heat cured Connector SM 9/125 SC	100	**VDIB502501H**

FL-C Fibre optic accessory

Accessory	Ref. No
Cleaver	**VDIB699100**

Actassi fibre optic cables

Actassi Fibre LAN range is adapted to the familiar ways of installing optic connectors and pigtails (SC, LC, ST). The range is available under 2 different structures: tight buffered and Loose tube to be used for direct connector termination and for splicing respectively. Both structures are suitable for indoor and specific outdoor installations.

Loose tube

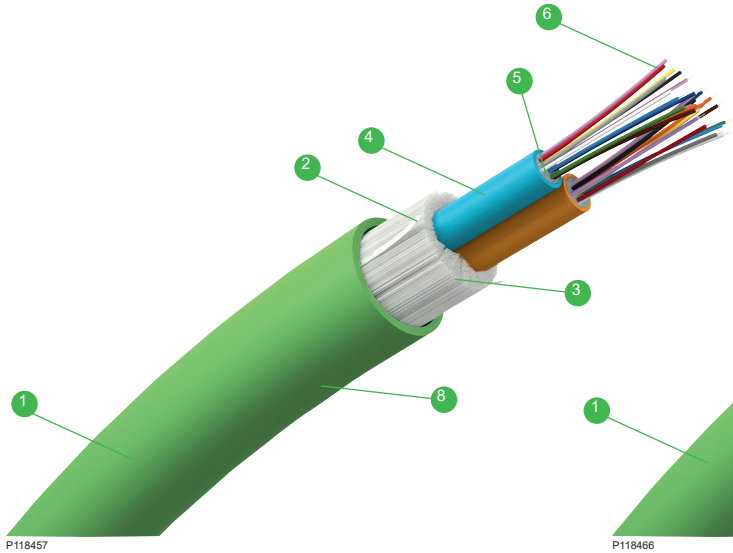

Tight buffered

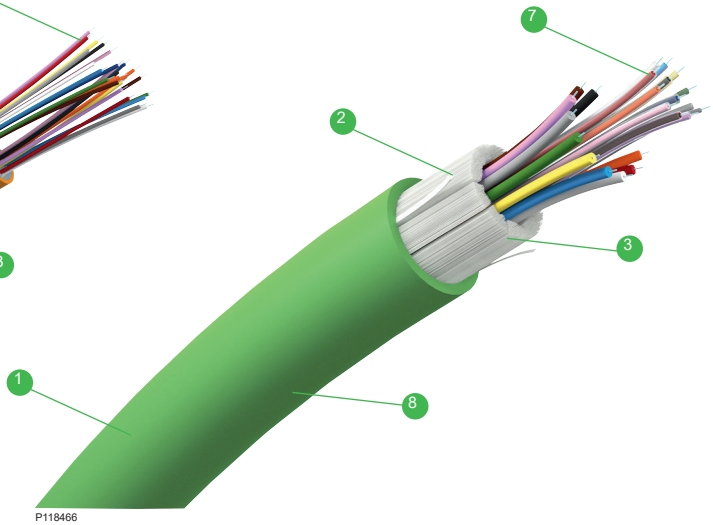

1 Robust sheath

Tensile strength
Reinforces the tensile strength of the cable.

Robustness
High maximum pulling force and crush resistance of the cable during installation.

UV resistance
Resistance to UV degregation.

Colours
Distinct colours to identify strategic cables and prevent mistakenly cutting the cable.

2 Water swellable elements

Provide a protective barrier against longitudinally water ingression while guaranteeing cable perfomance.

3 100 % glass yarns

Reinforcing the tensile strength of the cable. Acting as rodent retardant.

4 Innovative design

Innovative design of dual loose tube structure to help simplify the installation.

5 Gel

Provides a protective barrier against longitudinall water ingression while guarantee-ing cable perfomance.

Coating

6 250 µm coating

7 900 µm coating

8 Compact for improved bending radius

The compact design of the cables gives several benefits:

- Reduced bending radius: 10 x diameter (static) and 20 x diameter (dynamic)
- Reduced diameter and increased installation space.

Packaging

Packaging adapted to our customers requests (convenient small sized drums or cut to length).

Colour code

Fibre no.1 to no.12 according to the following colours.

1	Blue	
2	Orange	
3	Green	
4	Brown	
5	Grey	
6	White	
7	Red	
8	Black	
9	Yellow	
10	Violet	
11	Rose	
12	Aqua	

Fibre no.13 to no.24: idem + transparent

Life Is On Schneider Electric

Environment-friendly

LSZH

LSZH (Low Smoke Zero Halogen) sheath according to test methods IEC 61034 (smoke density), IEC 60754-1 (gas toxicity), IEC 60754-2 (gas corrosiveness).

Flame retardant

Flame retardant (self extinguishing) according to IEC 60332-1.

Fire retardant

Fire retardant (no fire propagation along the cable) according to IEC 60332-3C.

RoHS and REACH

RoHS compliance according to UE directive.
REACH compliance.
PeP available for the range.

Cables
EMEAS
Range Loose tube



FL-C Loose tube Fibre optic cables

Specifications

■ Compact and universal cables suitable for indoor and specific outdoor installations:
□ low Smoke Zero Halogen (LSZH) green coloured external sheath
□ UV resistant
□ dielectric
□ high tensile strength
□ rodent retardant
□ longitudinally watertight
■ Loose tube gel-filled cable construction with 250 µm coating available in unitube structure for 4, 6, 8 and 12 fibres and bitube structure for 24 fibres
■ Flame retardant according to IEC 60 332-1, EN 50 265 2.1, NF C 32 070 2.1 (Category C2),
■ Euroclass D_{CA} s_2 d_2 a_2.

Performances

■ OM3 50/125 compliant with ITU G.651, IEC 60793-2-10 Type A1a.2 and ISO/IEC 11801 Ed3.0 OM3
■ OM4 50/125 compliant with IEC 60793-2-10 Type A1a.3, ISO/IEC 11801 Ed3.0 OM4
■ OS1/OS2 9/125 compliant with ITU G.652.D, IEC 60793-2-50 Type B1.3, ISO/IEC 11801 Ed3.0 OS2
■ Cable mechanical characteristics tested according to IEC 60794-1.

Use

■ High data rate fibre optic backbones for building and campus
■ Suitable for splicing termination: installation with pigtails by fusion or mechanical splices.

Life Is On Schneider Electric

Cables
EMEAS
Range Loose tube

EMEAS



OM3 50/125 µm

Type	Length	Ref. No
Optic cable Indoor/outdoor OM2 50/125 µm multimode fibres, green overall jacket.		
OM3 50/125, Loose tube, 6 fibres	2100 m	**VDICD52306L**
	Cut to length	**VDICD52306LM**
OM3 50/125, Loose tube, 12 fibres	2100 m	**VDICD52312L**
	Cut to length	**VDICD52312LM**
OM3 50/125, Loose tube, 24 fibres	2100 m	**VDICD52324L**
	Cut to length	**VDICD52324LM**



OM4 50/125 µm

Type	Length	Ref. No
Optic cable indoor/outdoor, OM4 50/125 µm multimode fibres, green overall jacket.		
OM4 50/125, Loose tube, 6 fibres	2100 m	**VDICD52406L**
	Cut to length	**VDICD52406LM**
OM4 50/125, Loose tube, 12 fibres	2100 m	**VDICD52412L**
	Cut to length	**VDICD52412LM**
OM4 50/125, Loose tube, 24 fibres	2100 m	**VDICD52424L**
	Cut to length	**VDICD52424LM**



OS1/OS2 9/125 µm

Type	Length	Ref. No
Optic cable indoor/outdoor, OS1/OS2 9/125 µm single-mode fibres, green overall jacket.		
OS1/OS2 9/125, Loose tube, 4 fibres	2100 m	**VDICD52504L**
	Cut to length	**VDICD52504LM**
OS1/OS2 9/125, Loose tube, 6 fibres	2100 m	**VDICD52506L**
	Cut to length	**VDICD52506LM**
OS1/OS2 9/125, Loose tube, 8 fibres	2100 m	**VDICD52508L**
	Cut to length	**VDICD52508LM**
OS1/0S2 9/125, Loose tube, 12 fibres	2100 m	**VDICD52512L**
	Cut to length	**VDICD52512LM**
OS1/0S2 9/125, Loose tube, 24 fibres	2100 m	**VDICD52524L**
	Cut to length	**VDICD52524LM**

Cables
EMEAS
Range Tight buffered

P118465



FL-C Tight buffered Fibre optic cables

Specifications

■ Compact and universal cables suitable for indoor and specific outdoor installations:
□ low Smoke Zero Halogen (LSZH) green coloured external sheath
□ UV resistant
□ dielectric
□ high tensile strength
□ rodent retardant
□ longitudinally watertight
■ Tight buffered gel-free cable construction with 900 µm coating
■ Flame retardant according to IEC 60 332-1, EN 50 265 2.1, NF C 32 070 2.1 (Category C2). Fire retardant according to IEC 60 332-3 C, EN 50 266, NF C 32 070 2.2 (Category C1) ,
■ Euroclass D_{CA} s_2 d_2 a_2.

Performances

■ OM3 50/125 compliant with ITU G.651, IEC 60793-2-10 Type A1a.2 and ISO/IEC 11801 Ed3.0 OM3
■ OM4 50/125 compliant with IEC 60793-2-10 Type A1a.3, ISO/IEC 11801 Ed3.0 OM4
■ OS1/OS2 9/125 compliant with ITU G.652.D, IEC 60793-2-50 Type B1.3, ISO/IEC 11801 Ed3.0 OS2
■ Cable mechanical characteristics tested according to IEC 60794-1.

Use

■ High data rate fibre optic backbones for building and campus
■ Horizontal cable (FTTD Fibre to the desk) with the 2 fibres
■ Suitable for direct termination: installation with connectors (prefibred, cold-cured and/or heat-cured types).

Life Is On | Schneider Electric

Cables
EMEAS
Range Tight buffered

EMEAS



OM3 50/125 µm

Type	Length	Ref. No
Optic cable Indoor/outdoor OM2 50/125 µm multimode fibres, green overall jacket.		
OM3 50/125, Tight buffered, 2 fibres	2100 m	**VDICD52302T**
	Cut to length	**VDICD52302TM**
OM3 50/125, Tight buffered, 6 fibres	2100 m	**VDICD52306T**
	Cut to length	**VDICD52306TM**
OM3 50/125, Tight buffered, 12 fibres	2100 m	**VDICD52312T**
	Cut to length	**VDICD52312TM**
OM3 50/125, Tight buffered, 24 fibres	2100 m	**VDICD52324T**
	Cut to length	**VDICD52324TM**



OM4 50/125 µm

Type	Length	Ref. No
Optic cable indoor/outdoor, OM4 50/125 µm multimode fibres, green overall jacket.		
OM4 50/125, Tight buffered, 6 fibres	2100 m	**VDICD52406T**
	Cut to length	**VDICD52406TM**
OM4 50/125, Tight buffered, 12 fibres	2100 m	**VDICD52412T**
	Cut to length	**VDICD52412TM**
OM4 50/125, Tight buffered, 24 fibres	2100 m	**VDICD52424T**
	Cut to length	**VDICD52424TM**



OS1/OS2 9/125 µm

Type	Length	Ref. No
Optic cable indoor/outdoor, OS1/OS2 9/125 µm single-mode fibres, green overall jacket.		
OS1/OS2 9/125, Tight buffered, 6 fibres	2100 m	**VDICD52506T**
	Cut to length	**VDICD52506TM**
OS1/OS2 9/125, Tight buffered, 12 fibres	2100 m	**VDICD52512T**
	Cut to length	**VDICD52512TM**
OS1/OS2 9/125, Tight buffered, 24 fibres	2100 m	**VDICD52524T**
	Cut to length	**VDICD52524TM**

APAC

Cables

APAC

Indoor building cables, LSZH

Indoor duct cables

The Actassi indoor building cable is designed to provide superior optical performance. These flexible, flame retardant cables are for use indoors. All cables use high quality single-mode or multi-mode fibres. Each fibre is coated to 900 microns with durable, protective material. buffers are colour-coded.The buffered fibres are surrounded by aramid yarns for strength, and are covered with Low Smoke Zero Halogen (LSZH) sheath to meet tough enission cobtrol.

Product features

- High quality and compact design
- Small diameter and bend radius
- Compliant with Bellcore GR-409-core and ANSI/TIA/EIA-568C, ISO/IEC 11801 standards.

Customer benefits

- Easy to terminate
- Easy installation in space constrained area.

General specifications	
Fibre selections	
Single-mode	OS2, BISMF (bend-insensitive G.657A2)
Multi-mode	OM1, OM2, OM3, OM4
Cable sheath colours	
Single-mode	Yellow
Multi-mode	Orange (OM1, OM2)
	Aqua (OM3, OM4)

TB04SM9PVC_TightBufferBldg

ACTNDTB04SM9FR

Description	Ref. No
Indoor building, xx-core, 9/125 µm single-mode OS2, LSZH	**ACTNDxxSM9LS**
Indoor building, xx-core, 50/125 µm multi-mode OM3, LSZH	**ACTNDTGxxMMLS**
Indoor building, xx-core, 50/125 µm multi-mode OM4, LSZH	**ACTNDxxMM5XLS**

Where **xx** denotes fibre counts (e.g. 02/04/06/08/12/16/24/48).

APAC

Cables

APAC

Indoor/outdoor LSZH duct cables

The Actassi indoor/outdoor LSZH cable is a Low Smoke Zero Halogen (LSZH) cable that provides excellent anti-flame performance. The need for splicing between indoor and outdoor cables can be eliminated. The tubes are surrounded by aramid yarns and are covered by a low smoke, flame-retardant jacket for protection. A direct outdoor to indoor transition can be completed with this single cable.

The indoor/outdoor LSZH cable passed the following tests:
- IEC 754 part 3, acidity/corrosively based on pH and conductivity measurements
- IEC 332 part 3, flammability and fire retardant
- NES 713, toxicity index
- IEC 1034, smoke emissions.

Product features
- Complies with ANSI/TIA/EIA-568-C, ISO/IEC11801 standards
- All dielectric self-supporting fibre
- Filled with water-resistant filling compound
- LSZH or PE rated.

Customer benefits
- Supports 100 Gigabit ethernet application
- Suitable for indoor/outdoor or inter/intra building backbones installation
- Water-blocking
- Excellent anti-flame performance.

ID08SMLSZH_IndoorLSZHBkg2

ACTNUD04MM5LS

Description	Ref. No
Indoor/outdoor, xx-core, 50/125 µm multi-module OM3, LSZH	**ACTNUDxxMM5TLS**
Indoor/outdoor, xx-core, 50/125 µm multi-module OM4, LSZH	**ACTNUDxxMM5XLS**

Where **xx** denotes fibre counts (e.g. 04/06/08/12/16/24).

APAC

Cables

APAC

Unitube non-armoured cables

Duct, Aerial cables

The Actassi unitube non-armoured cable is housed in a loose tube made of a high modulus plastic. The tube is filled with a water-resistant filling compound. Over the tube, water-blocking material is applied to keep the cable watertight. Two parallel steel wires are placed at the two sides of the cable. The cable is covered with a polyethylene (PE) sheath.

Product features

- Accurate fibre excess length
- High strength loose tube
- Two parallel steel wires
- PE sheath
- Small diameter, lightweight and hassle-free installation
- Long delivery length.

Customer benefits

- Accurate fibre excess length ensures good mechanical and temperature performance
- High strength loose tube is hydrolysis resistant and special tube filling compound ensures critical protection of fibre
- Two parallel steel wires ensure tensile strength
- PE sheath protects cable from ultraviolet radiation
- Flame retardant sheath proeats canle from fine.

UTNA02SM9_UnitubeNonArmr

ACTUDUTNA04SM9

Description	Ref. No
Unitube non-armoured, xx-core, 9/125 µm single-module OS2, PE	**ACTUDUTNAxxSM9**
Unitube non-armoured, xx-core, 50/125 µm multi-module OM2, PE	**ACTUDUTNAxxMM5**
Unitube non-armoured, xx-core, 50/125 µm multi-module OM3, PE	**ACTUDUTNAxxMM5T**
Unitube non-armoured, xx-core, 50/125 µm multi-module OM4, PE	**ACTUDUTNAxxMM5X**

Where **xx** denotes fibre counts (e.g. 04/06/08/12/16/24).

APAC

Cables
APAC
Unitube light-armoured cables

The Actassi Unitube light-armoured cable features a loose tube, made of a high modulus plastic. The tube is filled with a water-resistant filling compound and is longitudinally wrapped with a layer of Polyethylene Steel Polyethylene (PSP). Between the PSP and the loose tube, water-blocking material is applied to keep the cable compact and watertight.
Two parallel steel wires are placed at the two sides of the steel tape. The cable is covered with a polyethylene (PE) sheath.

Product features
- Accurate fibre excess length
- High strength loose tube
- Specially designed compact structure and PE sheath
- Crush resistant and flexible
- PSP enhances the cable's crush-resistance, impact-resistance and moisture-proofing
- Two parallel steel wires ensure tensile strength
- Small diameter, lightweight and hassle-free installation
- Long delivery length

Customer benefits
- Accurate fibre excess length ensures good mechancial and temperature performance.
- High strength loose tube is hydrolysis resistant and special tube filling compound ensures critical protection of fibre.
- Specially designed compact structure prevents loose tubes from shrinking.
- PE sheath protects cable from ultra-violet radiation.
- Flame-retardant sheath protects cable from fine.

UTLA04SM9_UniT_LightArmored

ACTUDUTLA04SM9

Unitube_LightArmoured

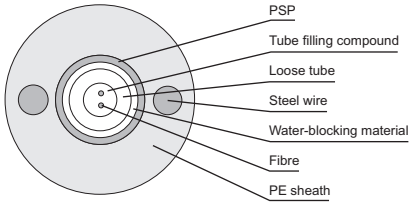

Description	Ref. No
Unitube light-armoured, xx-core, 9/125 µm single-module OS2, PE	**ACTUDUTLAxxSM9**
Unitube light-armoured, xx-core, 50/125 µm multi-module OM2, PE	**ACTUDUTLAxxMM5**
Unitube light-armoured, xx-core, 50/125 µm multi-module OM3, PE	**ACTUDUTLAxxMM5T**
Unitube light-armoured, xx-core, 50/125 µm multi-module OM4, PE	**ACTUDUTLAxxMM5X**

Where **xx** denotes fibre counts (e.g. 04/06/08/12/16/24).

APAC

Cables

APAC

Stranded loose tube light-armoured

The Actassi Stranded loose tube light-armoured cable is housed in a loose tube made of a high modulus plastic. The tubes are filled with a water-resistant filling compound. A steel wire, sheathed with polyethylene (PE) is used for cables with high fibre counts and is located in the core centre to act as a metallic strength member. Tubes and fillers are stranded around the strength member into a compact and circular cable core. Polyethylene Steel Polyethylene (PSP) is longitudinally applied over the cable core, and the core is then filled with a filling compound to protect it from water ingress. The cable is covered with a PE sheath.

Product features

- Accurate fibre excess length
- High strength loose tube
- Specially designed compact structure
- Crush resistant and flexible
- Tight water-resistant measures - steel wire used as central strength member, loose tube filling compound, 100 % cable core filling, PSP enhancing moisture-proofing and water-blocking material.

Customer benefits

- Accurate fibre excess length ensures good mechanical and temperature performance
- High strength loose tube is hydrolysis resistant and special tube filling compound ensures critical protection of fibre
- Specially designed compact structure prevents loose tubes from shrinking.

SLLA04SM915

ACTUDSLLA04SM9

SLT_LightArmoured

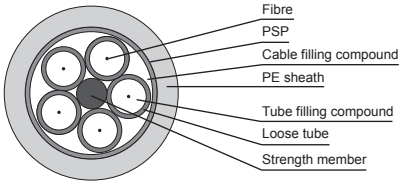

Description	Ref. No
Stranded loose tube light-armoured, xx-core, 9/125 µm single-module OS2, PE	**ACTUDSLLAxxSM9**
Stranded loose tube light-armoured, xx-core, 50/125 µm multi-module OM2, PE	**ACTUDSLLAxxMM5**
Stranded loose tube light-armoured, xx-core, 50/125 µm multi-module OM3, PE	**ACTUDSLLAxxMM5T**
Stranded loose tube light-armoured, xx-core, 50/125 µm multi-module OM4, PE	**ACTUDSLLAxxMM5X**

Where **xx** denotes fibre counts (e.g. 04/06/08/12/16/24/30/36/48/72/96/144).

APAC

Cables

APAC

Stranded loose tube armoured cables

The Actassi Stranded loose tube Armoured cable (with moisture barrier) is housed in a loose tube made of a high modulus plastic. The tubes are filled with a water-resistant filling compound. A steel wire, sheathed with polyethylene (PE) is used for cables with high fibre counts and is located in the core centre to act as a metallic strength member.

Tubes and fillers are stranded around the strength member into a compact and circular cable core. An Aluminium Polyethylene Laminate (APL) is applied around the cable core, which is then filled with filling compound to protect it from water-ingress. The cable core is covered with a thin PE inner sheath. After the Polyethylene Steel Polyethylene (PSP) is longitudinally applied over the inner sheath, the cable is covered with a PE outer sheath.

Product features

- Accurate fibre excess length
- High strength loose tube
- Specially designed compact structure
- Crush resistant and flexible
- Tight water-resistant measures - steel wire used as central strength member, loose tube filling compound, 100 % cable core filling, APL moisture barrier, PSP enhanced moisture-proofing and water-blocking material.

Customer benefits

- Accurate fibre excess length ensures good mechanical and temperature performance
- High strength loose tube is hydrolysis resistant and special tube filling compound ensures critical protection of fibre
- Specially designed compact structure prevents loose tubes from shrinking.

SLAM04SM9 15_SLT_Amored

ACTUDSLAM04SM9

SLT_Amoured

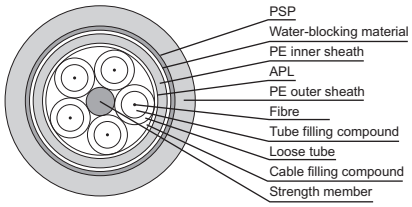

Description	Ref. No
Stranded loose armoured, xx-core, 9/125 µm single-module OS2, PE	**ACTUDSLAMxxSM9**
Stranded loose armoured, xx-core, 62.5/125 µm multi-module OM1, PE	**ACTUDSLAMxxMM6**
Stranded loose armoured, xx-core, 50/125 µm multi-module OM2, PE	**ACTUDSLAMxxMM5**
Stranded loose armoured, xx-core, 50/125 µm multi-module OM4, PE	**ACTUDSLAMxxMM5X**

Where **xx** denotes fibre counts (e.g. 04/06/08/12/16/24/30/36/48/72/96/144).

Actassi FL-MLink Pre-terminated solution

EMEAS

Answering to your quick deployment and high reliability need

Actassi Pre-terminated solution is a new Schneider Electric solution for data centres and IT room applications, covering the following requirements:

100 %

pre-assembled and pre-tested in factory.

High density and performance for data centres

- Up to 96 ports in 1U, up to 576 fibres
- MTP connector: MPO technical evolution which guarantees better robustness
- OM3, OM4, OS2, Bend Insensitive, Indoor/Outdoor
- Fan out splitter protections
- Ready to support 10 G, 40 G and 100 G performances
- Fully compliant to following international standards

Plug & play fibre optic solution.

High security for your network

- Complete plug & play systems
- Pre-equipped cassettes, panels, standard and cassettes all types of links
- Expertise: factory 100 % pre-assembled and 100 % pre-tested
- On demand length to adjust to end user needs

Time secured for installation on site

- Delivery secured
- x3 faster installation compared to standard optic offer: save connection time on site, only deploy links and then reduce human intervention on site

Scalable and adaptable

- Pay as you grow
- Make your data centre evolve according to your needs
- Extensions possible thanks to on demand links

Energy efficient thanks to "Green environment"

- Fibre use
- Reduce up to 90 % of waste on site

P111047

Pre-terminated solution
EMEAS

EMEAS

Panel for cassette
- Empty sliding panel 1U, 19"
- Depth 257 mm
- Unit packaging
- Painting Epoxy RAL 9005 - Black color
- Provided with 2 cage nuts M6 compatible with perforations 8.5 x 8.5 mm and 9.5 x 9.5 mm.

Overhead support for cassette
- Fixing under cable tray / mesh tray
- Passive optic network easy to relocate, bring flexibility in data centre
- Compliant with all cassettes VDILC*
- Unit packaging
- Painting Epoxy RAL 9005 - Black color
- Provided with 2 fixation screws.

Sealing plate
- Metallic face plate 1U and 1/2U
- Easy mounting on panels
- Obturation for cassette (1U) or half size (1/2U)
- Unit packaging
- Painting Epoxy RAL 9005 - Black color
- Provided with 2 screws with unloosable screws.

MTP adapters
- 1U support equipped with MTP adapters
- Use for connectors MTP 12 and 24 fibres
- Mounted on cassettes and overhead patch support for cassettes
- Each adapter is equipped with cap.

MTP adapters cont.
- Color code with adapters:
  - OM3: aqua, OM4: magenta, OS2: green
- Unit packaging
- Painting Epoxy RAL 9005 - Black color
- Provided with 2 fixation screws.

P147240



MTP Helper
- White plastic helper for protecting and holding the MTP connector
- Applied force ≤50N
- Reusable
- Applicable for all MTP trunk cables and MTP fanout in our offer

Cleaning tools
- Optic connectors have to be cleaned before any use for connections in order to ensure the best optic performance.
- Cleaning tools mandatory for SC, LC ou MTP connectors
- Cleaning in 1 action, Clean all type of residual
- More than 500 cleaning use for 1 single cleaning tool
- Adaptation for adapters
- RoHS compliant
- Unit packaging.

Demo kit
- Aluminium pack
- Pack equipped with:
  - 1 optic panel equipped 96 LCq / 4*24 MTP
  - 1 cassette 6*24 MTP pre-terminated 6*24 MTP - 2 meters
  - 1 link 24 LC preterminated 1*24 MTP - 2 meters
  - 1 tool MTP
- Dimensions: 550 x 430 x 195 mm
- Unit packaging.

P140772

Empty panels and accessories

Type	Ref. No
Empty panel 1U 19" for 4 cassettes or 8 half size cassettes	**VDILP3**
Overhead panel for 1 cassette 257 mm	**VDILP5**
Sealing plate 1 slot 1U for VDILP3	**VDILA1**
Sealing plate 1 slot 1/2U for VDILP3	**VDILA2**
Plate equipped with 6 adapters MTP OM3 for VDILP3	**VDILA33**
Plate equipped with 6 adapters MTP OM4 for VDILP3	**VDILA34**
Plate equipped with 6 adapters MTP OS2 for VDILP3	**VDILA36**
MTP Helper	**VDILA6**
Cleaning tool LC	**VDILA501**
Cleaning tool SC	**VDILA503**
Cleaning tool MTP	**VDILA504**
Demo kit	**VDILA4**

Pre-terminated solution
EMEAS

EMEAS

Optic panels pre-connectorized SC/LC/LCq to MTP

Specifications

- Metallic panels equipped with optic connectors pre-connectorized in factory
- 48 ports (SC or LC) and 96 ports (LCq) in 1U
- Depth 270 mm
- Pre-Tested panels in factory. Traceability per serial number
- Closed panels and equipped panels with imunity labels
- Color code with SC/LC/LCq adapters:
  - OM3: aqua
  - OM4: magenta
  - OS2: bleu
- MTP at the rear with 12 or 24 ports
- Color code MTP adapters:
  - OM3: aqua
  - OM4: magenta
  - OS2: vert
- Optic Standards: ANSI/TIA-568-C.0-2-2012
- Unit packaging
- Epoxy RAL 9005 - Black color
- Provided with 2 cage nuts M6 compatible with perforations 8.5 x 8.5 mm and 9.5 x 9.5 mm
- Transparent SC connector to ease testing
- Male MTP connector by default, female MTP connector is also available upon request
- Low loss connector is available upon request.

Performances

- Optic Standards: ANSI/TIA-568-C.0-2-2012
- OM3, OM4, OS2.

P140773

Pre equiped fibre panel SC / LC / LCq to MTPm

Performance	Connector Type	Number	MTP	Ref. No
OM3	LC	48	2 x 24	**VDILP131S5L**
			4 x 12	**VDILP131S5F**
	LCq	96	4 x 24	**VDILP132U5N**
			8 x 12	**VDILP132U5H**
	SC	48	2 x 24	**VDILP133S5L**
			4 x 12	**VDILP133S5F**
OM4	LC	48	2 x 24	**VDILP141S5L**
			4 x 12	**VDILP141S5F**
	LCq	96	4 x 24	**VDILP142U5N**
			8 x 12	**VDILP142U5H**
	SC	48	2 x 24	**VDILP143S5L**
			4 x 12	**VDILP143S5F**
OS2	LC	48	2 x 24	**VDILP161S5L**
			4 x 12	**VDILP161S5F**
	LCq	96	4 x 24	**VDILP162U5N**
			8 x 12	**VDILP162U5H**
	SC	48	2 x 24	**VDILP163S5L**
			4 x 12	**VDILP163S5F**

Pre-terminated solution
EMEAS

EMEAS

Pre-connectorized optic cassette SC/LC to MTP

Specifications

■ Pre-terminated optic cassettes enable architecture evolution according to your needs -> Pays as you grow
■ Metallic cassettes are 100 % pre-equipped and pre-tested with optic connectors at factory site
■ Optic cassettes 12 and 24 ports in 1U
■ Optic cassettes 12 ports in 1/2U
■ Traceability per serial number
■ Cassettes can be mounted in cassette panel VDILP3 (4 cassettes capacity) and in overhead support VDILP5 (1 cassette capacity)
■ Color code with SC/LC/LCq adapters:
□ OM3: aqua
□ OM4: magenta
□ OS2: blue
■ MTP at the rear with 12 or 24 ports
■ Color code MTP adapters:
□ OM3: aqua
□ OM4: magenta
□ OS2: green
■ Optic Standards: ANSI/TIA-568-C.0-2-2012
■ Unit packaging
■ Epoxy RAL 9005 - Black color
■ Provided with 2 fixation screws
■ Transparent SC connector to ease testing
■ Male MTP connector by default, female MTP connector is also available upon request
■ Low loss connector is available upon request.

Performances

■ Optic Standards: ANSI/TIA-568-C.0-2-2012
■ OM3, OM4, OS2.

Cassette MTP preterminated LC or SC

Performance	Connector Type	Number	MTP	Ref. No
OM3	SC	12	1 x 12	**VDILC235C3C**
OM4	LC	12	1 x 12	**VDILC145C1C***
		24	2 x 12	**VDILC245D1D**
OS2	LC	24	1 x 24	**VDILC265K1K**

(*) Cassette half size (1/2U).

P140774

P140777

P140776

P140775

3

Actassi FL-MLink Pre-terminated solution

APAC



Answering to your quick deployment and high reliability needs

Schneider Electric FL-MLink system is a pre-terminated optical fibre cabling system specifically designed to satisfy the increasing demand for high bandwidth and high density in data center network, enterprise building applications.

Factory-terminated solutions provide improved system performance; ensure component compatibility and consistent quality. The FL-MLink (MTP Brand) System significantly reduces installation time and cost by simplifying the process of deploying an optical network in the limited space environment, particularly in data center applications.

APAC

100 %

pre-assembled and pre-tested in factory.

High density and performance for data centres

- Up to 18 ports in 1U, up to 432 fibres
- MTP connector: FL-MLink technical evolution which guarantees better robustness
- OM3, OM4, OS2, Bend Insensitive, Indoor/Outdoor
- Fan out splitter protections
- 10 G ready. Ready to support future 40 G performances thanks to choosen polarity
- Fully compliant to following international standards

Plug & play fibre optic solution.

High security for your network

- Complete plug & play systems
- Pre-equipped cassettes, panels, standard and cassettes all types of links
- Expertise: factory 100 % pre-assembled and 100 % pre-tested
- On demand length to adjust to end user needs

Time secured for installation on site

- Delivery secured
- x3 faster installation compared to standard optic offer: save connection time on site, only deploy links and then reduce human intervention on site

Scalable and adaptable

- Pay as you grow
- Make your data centre evolve according to your needs
- Extensions possible thanks to on demand links

P111047

Energy efficient thanks to "Green environment"

- Fibre use
- Reduce up to 90 % of waste on site

APAC

Pre-terminated solution

APAC

19-HD fibre panel

Schneider Electric offers an innovative, robust 1U enclosure with sliding mechanism for 3 FL-MLink (MTP Brand) cassettes and 4U enclosure for 12 FL-MLink (MTP Brand) cassettes. It offers a flexible solution to customers, enabling them to incorporate a multi-functional enclosure which allow easy access during installation or maintenance, with no disturbance of existing cables.
This 19-HD fibre panel can fit MTP cassettes as pre-terminated solution or standard fibre adaptor plate for field-termination application.

To answer a higher density need, 19-HD+ fibre panel is also available, which can fit 4 HD+ MTP cassettes, supporting max. 96F MTP-LC pre-terminated solution.

Product features

- Fits 19” standard rack or cabinet
- Accommodate to all available FL-MLink (MTP Brand) cassettes
- 19-HD fibre panel also accommodate standard fibre adaptor plates (refer to page 161)
- Adjustable wiring ring for cable management
- Flexigrass front door with magnetic suction
- Cable gland with "U" rubber seal
- Compliant with EIA-310-D.

Customer benefits

- Support indoor applications for data centre, premise installations, telecommunication networks
- Easy to manage cable assembles or fan-out cables
- Flexible to manage incoming trunk cables or cable assembles.

G13B4506



Description	Ref. No
19-HD+ fibre panel, 1U, fits 4 MTP cassettes, unloaded	**ACTMP1UH**

(*) Also accommodate standard fibre adaptor plates.

Life Is On Schneider Electric

APAC

Pre-terminated solution

APAC

MTP cassette

Schneider Electric FL-MLink (MTP brand) fbre cassette / adaptor plate is a repaid and flexible plug and play cable management solution to improve cabling manageability.

Each fibre cassette is pre-installed with factory terminated and tested to assure quality on optical loss performance. Thefbre cassette / adaptor plate is flexible to be integrated into 1U/4U 19-HD fibre panel and 19-HD+ fibre panel, which support rapid deployment and reliable cable management of high density data centre infrastructure.

Product features

- MTP (US Conec) brand MPO in standard compliant multi fibre connector
- Standard MTP cassettes and HD+ MTP cassettes for different density need
- Duplex LC adaptors faceplate
- OS2, OM3 and OM4 fibre available
- Factory terminated and tested
- Options of polarity (straight through, reversed, pair flip)
- Compliant with TIA/EIA-568-C.3, ISO/IEC 11801
- Low loss connector by default.

Customer benefits

- Simple installation and reconfiguration for Moves, Adds and Changes (MACs)
- High density easy-plug cassette (12-fibre per cassette as standard)
- Reduces labour cost and saves times on installation and testing
- Offer high precision and robust connectivity
- Superior performance with low insertion loss (≤ 0.5 dB).

P9276528



ACTMMOT24xx

Description	Ref. No
MTP cassette, 12MTPf-LC duplex, 12-core	**ACTMMOx12zz**
MTP cassette, 12MTPfx2-LC duplex, 24-core	**ACTMMOx24zz**
MTP cassette, 12MTPm-LC duplex, 12-core	**ACTMMQx12zz**
Adaptor plate with six aqua MTP adaptors	**ACTMANFNC**
Blank plate for ACTMP1U and ACTMP4U	**ACTMPBP**
19-HD+ MTP cassette, 12MTPf-LC duplex, 12-core	**ACTMMOx12zzH**
19-HD+ MTP cassette, 12MTPfx2-LC duplex, 24-core	**ACTMMOx24zzH**
19-HD+ MTP cassette, 12MTPm-LC duplex, 12-core	**ACTMMQx12zzH**
19-HD+ adaptor plate with six aqua MTP adaptors	**ACTMANFNCH**
19-HD+ Blank plate for ACTMP1UH	**ACTMPBPH**

- Where **x** denotes fiber Performance (S = OS2, T = OM3, G = OM4).
- **zz** denotes polarity (S: Straight through, F: pair Flipped, R: Reversed, RF: Reversed, pair Flipped).

Pre-terminated solution

APAC

Trunk cables

IMG_9616

ACTMTMMT12LS055R

Schneider FL-MLink (MTP brand) trunk cables providing an effective way to install a large amount of cables quickly. It is especially suitable for the areas that require high density, rapid deployment and high performance such as Data Centre.

These high performance factory terminated and tested assemblies are pre-terminated 12-fibre or 24-fibre MTP connectors and offered in customer specific lengths. Normal fibre count is 12 or 24 (higher core counts up to 144 fibres are available upon special request) and fibre types OS2, OM3, OM4 are available for each installation need.

Product features

- Compliant TIA/EIA-568-C3, ISO/IEC 11801, TIA/EIA-604-5
- 100 % factory terminated and tested
- LSZH trunk cable are doubled jacket, best suitable for backbone installation
- Low loss connector by default
- Options of polarity (straight through, reversed, pair flipped)
- Provide pulling eye at one end of the cable
- Label on the trunk cable for traceability.

Customer benefits

- 10G, 40G, 100G ready a reliable high density, high performance optic interconnections
- Quick and easy connection with MTP mechanism
- Low insertion loss and reflectance for cable
- No cable preparation is necessary
- Reduced on-site disruption and installation time
- Pulling eye design to fit for different installation environment
- Cost effective optic cabling solution
- Superior connector with low insertion loss (MTP connector ≤ 0.35 dB).

Principle of reference numbers

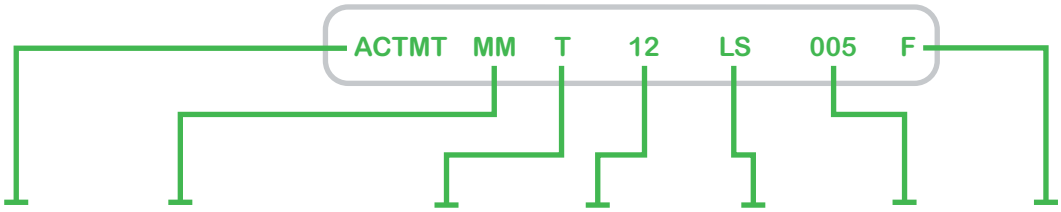

ACTMT	UU	P	xx	QQ	yyy	z
	Connector type	**Performance**	**Fibre core**	**Cable jacket**	**Length**	**Polarity**
ACTMT = Actassi FL-MLink trunk cable	**MM** = 12MTPm-12MTPm **BB** = 24MTPm-24MTPm **FF** = 12MTPf-12MTPf **GG** = 24MTPf-24MTPf	**S** = OS2 **T** = OM3 **G** = OM4	**12** = 12 cores **24** = 24 cores	**FP** = OFNP **LS** = LSZH	For example: **005** = 5 meters	**S** = Straight through **R** = Reversed **F** = Pair flipped **RF** = Reversed pair flipped

Note: MTPm = male MTP connector, MTPf = female MTP connector.

e.g.:
- ACTMTMMT12LS005F = Actassi FL-MLink trunk cable, 12MTPm-12MTPm, OM3, 12-core, LSZH, 5 m, Polarity Pair-flipped
- ACTMTMMS24LS010R = Actassi FL-MLink trunk cable, 2x12MTPm-2x12MTPm, OS2, 24-core, LSZH, 10 m, Polarity Reversed
- ACTMTBBT24FP050S =Actassi FL-MLink trunk cable, 24MTPm-24MTPm, OM3, 24-core, OFNP, 50 m, Polarity Straight Through.

Pre-terminated solution
APAC
Harness and fan-out cables

APAC

MTP-LC 12F Harness

ACTMHMLT20185F

Schneider Electric FL-MLink (MTP Brand) ruggedized harness fan-out assembly is ideal for short internal interconnection. They are used to directly interconnect MTP cassettes, panels or backbone. MTP assemblies with the active equipment, saving costly data centre rack space and easing fibre management.

MTP-MTP and MTP-LC harness / fan-out assseblies are offered in fibre count 12 or 24 fibres (higher fibre counts up to 144 are also available upon special requests) using a compact and suggested micro cable structure. The compact cables optimize pathway use and improve airflow.

Product features
- Compliant to TIA/EIA-568-C.3, ISO/IEC 11801, TIA/EIA-604-5 & IEC 61754-7
- Standard fibre offer: OS2, OM3, OM4
- LSZH, OFNP cable jacket
- 100 % factory terminated and tested
- Low loss connector by default
- "W", "YW", "Y" cables are available supporting 40G/100G application
- Options of polarity (straight through, reversed, pair flipped)
- Label on the harness cable for traceability.

Customer benefits
- Multiple fibres angles and flammability options
- Application specific design 12 up to 144 fibres
- Can be secured to cabinet mounting profile for saving space
- Compact cable
- Reduced interconnection topology improves power budget
- High reliability due to 100 % factory terminated and tested
- Superior performance with low insertion loss (MTP connector ≤ 0.35 dB, LC connector ≤ 0.15 dB).

Principle of reference numbers: MTP-LC Harness

ACTMH TL S FP 0100 S

ACTMH	UU	P	xx	yyyy	z
	Connector 1	Performance	Cable jacket	Length	Polarity
ACTMH = Actassi FL-MLink Harness	**TL** = 12MTPf-LC **T2L** = 12MTPfx2-LC **DL** = 24MTPf-LC **YL** = 12MTPm-LC **Y2L** = 12MTPmx2-LC **CL** = 24MTPm-L**C**	**S** = OS2 **T** = OM3 **G** = OM4	**FP** = OFNP **LS** = LSZH	For example: **0055** = 5.5 meters	**S** = Straight through **R** = Reversed **F** = Pair flipped **RF** = Reversed pair flipped

Note: MTPf = female MTP connector.

e.g.:
- ACTMHTLSFP0100S = Actassi FL-MLink harness cable, 12MTPf-LC, OS2, OFNP, 10 meters, polarity Straight through
- ACTMH2TLGLS0300R = Actassi FL-MLink harness cable, 24MTPf-LC, OM4, LSZH, 30 meters, polarity Reversed.

Principle of reference numbers: MTP-MTP Harness

ACTMH	UU	P	xx	yyyy	z
	Connector 1	Performance	Cable jacket	Length	Polarity
ACTMH = Actassi FL-MLink Harness	**TT** = 12MTPf-12MTPf **TY** = 12MTPf-12MTPm **T2T2** = 12MTPfx2-12MTPfx2 **DT2** = 24MTPf-12MTPfx2 **DY2** = 24MTPf-12MTPmx2 **CT2** = 24MTPm-12MTPfx2 **DD** = 24MTPf-24MTPf **DC** = 24MTPf-24MTPm **DN3** = 24MTPf-8MTPfx3 **CN3** = 24MTPm-8MTPfx3 **T2N3** = 12MTPfx2-8MTPfx3 **Y2N3** = 12MTPmx2-8MTPfx3	**S** = OS2 **T** = OM3 **G** = OM4	**FP** = OFNP **LS** = LSZH	For example: **0055** = 5.5 meters	**S** = Straight through **R** = Reversed **F** = Pair flipped **RF** = Reversed pair flipped

Note: MTPm = male MTP connector, MTPf = female MTP connector.

e.g.:
- ACTMHTTSLS0050S = Actassi FL-MLink harness cable, 12MTPf-12MTPf, OS2, LSZH, 5 meters, polarity Straight through
- ACTMHTTMTLS0100R = Actassi FL-MLink harness cable, 12MTPf-12MTPm, OM3, LSZH, 10 meters, polarity Reversed.

APAC

Pre-terminated solution

APAC

Harness and fan-out cables (cont.)



IMG_0187-40.eps

Schneider Electric FL-MLink (MTP Brand) ruggedized harness fan-out assembly is ideal for short internal interconnection. They are used to directly interconnect MTP cassettes, panels or backbone. MTP assemblies with the active equipment, saving costly data centre rack space and easing fibre management.

LC-LC harness / fan-out assemblies are offered in fibre count 12 to 144 fibres using a compact and suggested micro cable structure. The compact cables optimize pathway use and improve airflow.

Fibre count higher than 24 fibres are with staggered design (50mm separator for each 12F) for easy management, identification and different distance connections.

Product features

- Compliant to TIA/EIA-568-C.3, ISO/IEC 11801, TIA/EIA-604-5 & IEC 61754-7
- Standard fibre offer: OS2, OM3, OM4
- LSZH cable jacket by default
- 100 % factory terminated and tested
- Label on the harness cable for traceability.

Customer benefits

- Multiple fibres angles and flammability options
- Application specific design 12 up to 144 fibres
- Staggered design for easy cable management
- Can be secured to cabinet mounting profile for saving space
- Compact cable
- Reduced interconnection topology improves power budget
- High reliability due to 100 % factory terminated and tested.

Principle of reference numbers: LC-LC Harness

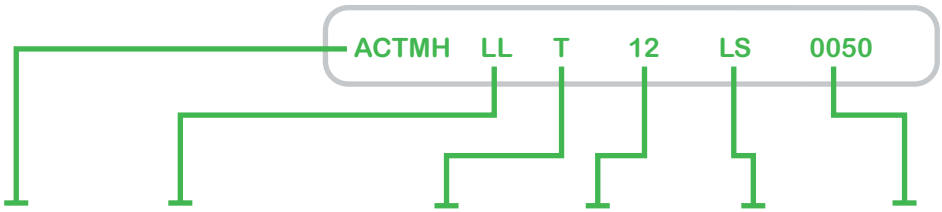

ACTMH	UU	P	xx	QQ	yyyy	O
	Connector type	Performance	Fibre core	Cable jacket	Length	Optional
ACTMH = Actassi FL-MLink Harness	**LL** = LC-LC	**S** = OS2 **T** = OM3 **G** = OM4	**12** = 12 cores **24** = 24 cores **36** = 36 cores **48** = 48 cores **72** = 72 cores **96** = 96 cores **144** = 144 cores	**LS** = LSZH	For example: **0055** = 5.5 meters	Normal (n/a)

e.g.:
- ACTMHLLS12LS0050 = Actassi FL-MLink harness cable, LC-LC, 12 cores, OS2, LSZH, 5 meters
- ACTMHLLT144LS0100 = Actassi FL-MLink harness cable, LC-LC, 144 cores, OM3, LSZH, 10 meters.

Actassi fibre optic HD LC patch cords

Actassi fibre optic HD LC patch cords ensure a reliable transmission in data networks. It is terminated with uniboot LC connectors at both ends, from multimode (OM3, OM4) to single-mode OS2 performances, come with a special latch that can push & pull out easily in high density environment. The patchcord is tool-less polarity changeable from A-B to A-A.

All fibre optic patch cords are compliant with IEC 11801 Ed3.0 and provide safe plug & play with a high quality thanks to the performances, the LSFRZH sheath (LSZH with fire retardant properties) and the warranties.



Life Is On | Schneider Electric

Patch cords
HD LC fibre patch cords

The HD LC fibre patch cords are 2 mm mini cordage with uniboot LC connectors terminated on each end. These patch cords are available in duplex, multi-mode and single-mode configurations.

Product features
- Meets ANSI/TIA/EIA 568-C.3 and ISO/IEC 11801 standards
- Patch cords are available in single-mode and multi-mode configurations with different length options
- Cords are easy-to-install and environmentally stable
- Low Smoke Zero Halogen (LSZH) sheath compliant to IEC 60332-3C
- Insertion loss: ≤ 0.2 dB.

Customer benefits
- Supports LAN, WAN and active device termination
- Provides a reliable and durable connection solution
- Easy patching push & pull in high density environment
- Bending insensitive OM3 & OM4 fibres
- Tool-less polarity changeable
- All cords are factory terminated and tested.


P148078-35.eps

HD-LC Duplex OS2


P148080-35.eps

HD-LC Duplex OM3


P148079-35.eps

HD-LC Duplex OM4

Description	Ref. No
Duplex OS2, single-mode	
HD LC duplex, single-mode, patch cord, 1 m	**ACTFP2LH1S19S10**
HD LC duplex, single-mode, patch cord, 2 m	**ACTFP2LH1S19S20**
HD LC duplex, single-mode, patch cord, 3 m	**ACTFP2LH1S19S30**
HD LC duplex, single-mode, patch cord, 5 m	**ACTFP2LH1S19S50**
Duplex OM3, multi-mode	
HD LC duplex, multi-mode, patch cord, 1 m	**ACTFP2LH1M35M10**
HD LC duplex, multi-mode, patch cord, 2 m	**ACTFP2LH1M35M20**
HD LC duplex, multi-mode, patch cord, 3 m	**ACTFP2LH1M35M30**
HD LC duplex, multi-mode, patch cord, 5 m	**ACTFP2LH1M35M50**
Duplex OM4, multi-mode	
HD-LC duplex, multi-mode, patch cord, 1 m	**ACTFP2LH1M45M10**
HD-LC duplex, multi-mode, patch cord, 2 m	**ACTFP2LH1M45M20**
HD-LC duplex, multi-mode, patch cord, 3 m	**ACTFP2LH1M45M30**
HD-LC duplex, multi-mode, patch cord, 5 m	**ACTFP2LH1M45M50**

Actassi fibre optic patch cords

Actassi fibre optic patch cords ensure a reliable transmission in data networks. They are available with SC and LC connectors (ST, FC connectors are also available upon special requests), from multimode (OM2, OM3, OM4) to single-mode OS2 performances, in different lengths to cover all installation needs.

All fibre optic patch cords are compliant with ISO/IEC 11801 Ed3.0 and provide safe plug & play with a high quality thanks to the performances, the LSFRZH sheath (LSZH with fire retardant properties) and the warranties.

LC_LC_2_aqua.eps



Life Is On | Schneider Electric

Patch cords
LC fibre patch cords

The simplex and duplex LC fibre patch cords are 1.6 mm mini cordage with push-pull LC connectors terminated on each end. These patch cords are available in duplex, multi-mode and single-mode configurations.

Product features
- Meets ANSI/TIA/EIA 568-C.3 and ISO/IEC 11801 standards
- Patch cords are available in single-mode and multi-mode configurations with different length options
- Cords are easy-to-install and environmentally stable
- Low Smoke Zero Halogen (LSZH) sheath compliant to IEC 60332-3C
- Insertion loss: ⩽ 0.2 dB.

Customer benefits
- Supports LAN, WAN and active device termination
- Provides a reliable and durable connection solution
- Bending insensitive OM3 & OM4 fibres
- All cords are factory terminated and tested.



LC_LC_SM_duplex_patch_cord.eps

LC-LC Duplex OS2



LC_LC_OM1_OM2_duplex_p_c.eps

LC-LC Duplex OM2



LC_LC_2_aqua.eps

LC-LC Duplex OM3



LC_LC_2_aqua_M.eps

LC-LC Duplex OM4

Description	Ref. No
Duplex OS2, single-mode	
LC-LC duplex, single-mode, patch cord, 1 m	**ACTFP2L1S19S10**
LC-LC duplex, single-mode, patch cord, 2 m	**ACTFP2L1S19S20**
LC-LC duplex, single-mode, patch cord, 3 m	**ACTFP2L1S19S30**
LC-LC duplex, single-mode, patch cord, 5 m	**ACTFP2L1S19S50**
LC-LC duplex, single-mode, patch cord, 10 m	**ACTFP2L1S19S100**
Duplex OM2, multi-mode	
LC-LC 50 µm, duplex, multi-mode, patch cord, 1 m	**ACTFP2L1M25M10**
LC-LC 50 µm, duplex, multi-mode, patch cord, 2 m	**ACTFP2L1M25M20**
LC-LC 50 µm, duplex, multi-mode, patch cord, 3 m	**ACTFP2L1M25M30**
LC-LC 50 µm, duplex, multi-mode, patch cord, 5 m	**ACTFP2L1M25M50**
Duplex OM3, multi-mode	
LC-LC OM3 50 µm, duplex, multi-mode, patch cord, 1 m	**ACTFP2L1M35M10**
LC-LC OM3 50 µm, duplex, multi-mode, patch cord, 2 m	**ACTFP2L1M35M20**
LC-LC OM3 50 µm, duplex, multi-mode, patch cord, 3 m	**ACTFP2L1M35M30**
LC-LC OM3 50 µm, duplex, multi-mode, patch cord, 5 m	**ACTFP2L1M35M50**
LC-LC OM3 50 µm, duplex, multi-mode, patch cord, 10 m	**ACTFP2L1M35M100**
Duplex OM4, multi-mode	
LC-LC OM4 50 µm, duplex, multi-mode, patch cord, 1 m	**ACTFP2L1M45M10**
LC-LC OM4 50 µm, duplex, multi-mode, patch cord, 2 m	**ACTFP2L1M45M20**
LC-LC OM4 50 µm, duplex, multi-mode, patch cord, 3 m	**ACTFP2L1M45M30**
LC-LC OM4 50 µm, duplex, multi-mode, patch cord, 5 m	**ACTFP2L1M45M50**
LC-LC OM4 50 µm, duplex, multi-mode, patch cord, 10 m	**ACTFP2L1M45M100**

Patch cords
SC fibre patch cords

The simplex and duplex SC fibre patch cords are 1.6 mm mini cordage with push-pull SC connectors terminated on each end. These patch cords are available in duplex, multi-mode and single-mode configurations.

Product features
- Meets ANSI/TIA/EIA 568-C.3 and ISO/IEC 11801 standards
- Patch cords are available in simplex, duplex, single-mode and multi-mode configurations with different length options
- Cords are easy-to-install and environmentally stable
- Low Smoke Zero Halogen (LSZH) sheath compliant to IEC 60332-3C.

Customer benefits
- Supports LAN, WAN and active device termination
- All cords are factory terminated and tested
- Provides a reliable and durable connection solution.



SC_SC_SM_duplex_patch_cord.eps

SC-SC Duplex OS2



SC_SC_OM1_OM2_duplex_p_c.eps

SC-SC Duplex OM2



SC_SC_OM3_OM4_duplex_p_c.eps

SC-SC Duplex OM3



SC_SC_OM3_OM4_M.eps

SC-SC Duplex OM4

Description	Ref. No
Duplex OS2, single-mode	
SC-SC duplex, single-mode, patch cord 1 m	**ACTFP2C1S19S10**
SC-SC duplex, single-mode, patch cord 2 m	**ACTFP2C1S19S20**
SC-SC duplex, single-mode, patch cord 3 m	**ACTFP2C1S19S30**
SC-SC duplex, single-mode, patch cord 5 m	**ACTFP2C1S19S50**
SC-SC duplex, single-mode, patch cord 10 m	**ACTFP2C1S19S100**
Duplex OM2, multi-mode	
SC-SC 50 µm duplex, multi-mode, patch cord 2 m	**ACTFP2C1M25M20**
SC-SC 50 µm duplex, multi-mode, patch cord 3 m	**ACTFP2C1M25M30**
SC-SC 50 µm duplex, multi-mode, patch cord 5 m	**ACTFP2C1M25M50**
Duplex OM3, multi-mode	
SC-SC OM3 50 µm duplex, multi-mode, patch cord 1 m	**ACTFP2C1M35M10**
SC-SC OM3 50 µm duplex, multi-mode, patch cord 2 m	**ACTFP2C1M35M20**
SC-SC OM3 50 µm duplex, multi-mode, patch cord 3 m	**ACTFP2C1M35M30**
SC-SC OM3 50 µm duplex, multi-mode, patch cord 5 m	**ACTFP2C1M35M50**
SC-SC OM3 50 µm duplex, multi-mode, patch cord 10 m	**ACTFP2C1M35M100**
Duplex OM4, multi-mode	
SC-SC OM4 50 µm duplex, multi-mode, patch cord 1 m	**ACTFP2C1M45M10**
SC-SC OM4 50 µm duplex, multi-mode, patch cord 2 m	**ACTFP2C1M45M20**
SC-SC OM4 50 µm duplex, multi-mode, patch cord 3 m	**ACTFP2C1M45M30**
SC-SC OM4 50 µm duplex, multi-mode, patch cord 5 m	**ACTFP2C1M45M50**
SC-SC OM4 50 µm duplex, multi-mode, patch cord 10 m	**ACTFP2C1M45M100**

Patch cords
SC-LC fibre patch cords

The duplex SC-LC fibre patch cords are 1.6 mm mini cordage with push-pull SC-LC connectors terminated on each end. These patch cords are available in duplex multi-mode and single-mode configurations.

Product features
- Meets ANSI/TIA/EIA 568-C.3 and ISO/IEC 11801 standards
- Patch cords are available in Duplex, multi-mode configurations with different length options
- Cords are easy-to-install and environmentally stable
- Low Smoke Zero Halogen (LSZH) sheath compliant to IEC 60332-3C.

Customer benefits
- Supports LAN, WAN and active device termination
- Provides a reliable and durable connection solution
- All cords are factory terminated and tested.



SC_LC_SM_duplex_patch_cord.eps

SC-LC Duplex OS2



SC_LC_OM1_OM2_duplex_p_c.eps

SC-LC Duplex OM2



SC-LC OM3 duplex patch cord.eps

SC-LC Duplex OM3



SC_LC_OM3_OM4_M.eps

SC-LC Duplex OM4

Description	Ref. No
Duplex OS2, single-mode	
SC-LC duplex, single-mode, patch cord, 1 m	**ACTFP2CL1S19S10**
SC-LC duplex, single-mode, patch cord, 2 m	**ACTFP2CL1S19S20**
SC-LC duplex, single-mode, patch cord, 3 m	**ACTFP2CL1S19S30**
SC-LC duplex, single-mode, patch cord, 5 m	**ACTFP2CL1S19S50**
SC-LC duplex, single-mode, patch cord, 10 m	**ACTFP2CL1S19S100**
Duplex OM2, multi-mode	
SC-LC 50 µm, duplex, multi-mode, patch cord, 1 m	**ACTFP2CL1M25M10**
SC-LC 50 µm, duplex, multi-mode, patch cord, 2 m	**ACTFP2CL1M25M20**
SC-LC 50 µm, duplex, multi-mode, patch cord, 3 m	**ACTFP2CL1M25M30**
SC-LC 50 µm, duplex, multi-mode, patch cord, 5 m	**ACTFP2CL1M25M50**
Duplex OM3, multi-mode	
SC-LC OM3 50 µm, duplex, multi-mode, patch cord, 1 m	**ACTFP2CL1M35M10**
SC-LC OM3 50 µm, duplex, multi-mode, patch cord, 2 m	**ACTFP2CL1M35M20**
SC-LC OM3 50 µm, duplex, multi-mode, patch cord, 3 m	**ACTFP2CL1M35M30**
SC-LC OM3 50 µm, duplex, multi-mode, patch cord, 5 m	**ACTFP2CL1M35M50**
SC-LC OM3 50 µm, duplex, multi-mode, patch cord, 10 m	**ACTFP2CL1M35M100**
Duplex OM4, multi-mode	
SC-LC OM4 50 µm, duplex, multi-mode, patch cord, 1 m	**ACTFP2CL1M45M10**
SC-LC OM4 50 µm, duplex, multi-mode, patch cord, 2 m	**ACTFP2CL1M45M20**
SC-LC OM4 50 µm, duplex, multi-mode, patch cord, 3 m	**ACTFP2CL1M45M30**
SC-LC OM4 50 µm, duplex, multi-mode, patch cord, 5 m	**ACTFP2CL1M45M50**

Pigtails
LC fibre pigtails

The simplex LC fibre pigtails are 0.9 mm tight buffrt fibre with push-pull LC connectors terminated on each end. These pigtails are available in simplex multi-mode and single-mode configurations.

Product features
- Meets ANSI/TIA/EIA 568-C.3 and ISO/IEC 11801 standards
- Patch cords are available in simplex, single-mode and multi-mode configurations with different length options
- Cords are easy-to-install and environmentally stable
- Low Smoke Zero Halogen (LSZH) sheath compliant to IEC 60332-3C.

Customer benefits
- Supports LAN, WAN and active device termination
- Provides a reliable and durable connection solution
- All cords are factory terminated and tested.



LC OS2 pigtail



LC OM2 pigtail



LC OM3 pigtail



LC OM4 pigtail

Description	Ref. No
OS2, single-mode	
LC, single-mode, pigtail, 1.0 m	**ACTFT1L1S19S10**
LC, single-mode, pigtail, 2.0 m	**ACTFT1L1S19S20**
OM2, multi-mode	
LC, 50 µm, multi-mode, pigtail, 1.0 m	**ACTFT1L1M25M10**
OM3, multi-mode	
LC, 50 µm, multi-mode, pigtail, 1.0 m	**ACTFT1L1M35M10**
LC, 50 µm, multi-mode, pigtail, 1.5 m	**ACTFT1L1M35M15**
LC, 50 µm, multi-mode, pigtail, 2.0 m	**ACTFT1L1M35M20**
OM4, multi-mode	
LC, 50 µm, multi-mode, pigtail, 1.0 m	**ACTFT1L1M45M10**
LC, 50 µm, multi-mode, pigtail, 2.0 m	**ACTFT1L1M45M20**

Life Is On | Schneider Electric

Pigtails
SC fibre pigtails

The Simplex SC fibre pigtails are 0.9 mm tight buffer fibre with push-pull SC connectors terminated on each end. These pigtails are available in simplex single-mode and multi-mode configurations.

Product features
- Meets ANSI/TIA/EIA 568-C.3 and ISO/IEC 11801 standards
- Patch cords are available in simplex, single-mode and multi-mode configurations with different length options
- Cords are easy-to-install and environmentally stable
- Low Smoke Zero Halogen (LSZH) sheath compliant to IEC 60332-3C.

Customer benefits
- Supports LAN, WAN and active device termination
- Provides a reliable and durable connection solution
- All cords are factory terminated and tested.



SC OS2 pigtail



SC OM2 pigtail

SC OM3 pigtail

SC OM4 pigtail

Description	Ref. No
OS2, single-mode	
SC, single-mode, pigtail, 1.0 m	**ACTFT1C1S19S10**
SC, single-mode, pigtail, 1.5 m	**ACTFT1C1S19S15**
SC, single-mode, pigtail, 2.0 m	**ACTFT1C1S19S20**
OM2, multi-mode	
SC, 50 µm, multi-mode, pigtail, 1.0 m	**ACTFT1C1M25M10**
OM3, multi-mode	
SC, OM3, 50 µm, multi-mode, pigtail, 1.0 m	**ACTFT1C1M35M10**
OM4, multi-mode	
SC, OM4, 50 µm, multi-mode, pigtail, 1.0 m	**ACTFT1C1M45M10**

Actassi 19-C fibre panels

A simple all-in-one concept, pre-equipped with for example Quick Fix function, coiling wheels and cable glands. It has a capacity of 24 fibres and has transparent lids for protection and a clear visibility of the inside. Can hold up to 4 cover plates, and since it is delivered with 3 blank plates, the choice is open for the fourth to be used according to your needs. The cover plates are available in empty and pre-equipped versions with adapters.

To match your fibre optic panel we have developed a range of pre-equipped cover-plates. It's a time-saving, safer and smarter way to work with your installations.





Coiling wheels
The panel contains wheels to keep the fibres in place and to avoid tension on the connectors. This will also give a correct bending radius and more space for excess lengths of the fibres.

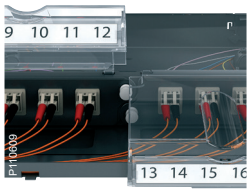

Excellent protection
The transparent covers give both protection and overview. The front covers can be opened for quick access and the top cover is easily removed.



Clear marking
Since the marking is very clear, identifying the cable you are looking for will never be a problem.



Integrated guiding panel
A patchcord guiding panel, with smoothly shaped edges to protect the cords, is integrated in the panel. So there is no need to add a separate guiding panel that would take another 1U space.



Rear quick fixation
A quick-fixation system is provided for the cables at the rear.
Use the provided 16 mm glands for cables.
If a 21 mm gland (not provided) is needed, just remove the rear plastic support and fix the gland directly in the cable entry. Quick and easy!



Sliding function
The panel can be slided or completely removed for a more convenient working position.



Life Is On Schneider Electric

Panels

P111266



Evolution universal sliding fibre optic panel 1U

- Universal sliding 19" fibre optic panel with 4 positions, equipped with 3 blank plates. The 1st position is empty and is to be fitted with suitable coverplate
- 1 Quick Fix function on both sides to allow a simple, quick fixing position and sliding feature
- Removable transparent cover mounted
- Fibre patchcord guiding structure at the front, protected by cover equipped with label holders
- Maximum density of 48 fibres for 1U (LC rectangular version).

Evolution panel for direct terminations

- Equipped with 2 coiling wheels and 2 PG9 (Ø 7 mm max.) cable glands.

Description	Ref. No
Evolution fibre optic panel 1U with 3 blank plates	**VDIG150991V2**

P120602

Basic universal sliding fibre optic panel 1U Basic

- Universal sliding 19" fibre optic panel with 4 positions
- 1 Quick Fix function on both sides to allow a simple, quick fixing position and sliding feature
- Removable transparent cover mounted
- Fibre patchcord guiding structure at the front
- Equipped with 1 coiling wheel and 2 PG9 (Ø 7 mm max.) cable glands.

Description	Ref. No
Basic fibre optic panel 1U	**VDIG050991V2**

P146934



Splice tray

- Delivered with a cover and accessories
- Maximum 2 x 1U fusion splice tray kit can be stacked inside 19-C fibre panel
- Ready to install: fusion splice holders & heat shrink tube included.

Description	Ref. No
1U Fusion splice tray kit (max. 24-fibres)	**ACTFMSPTKIT**

Actassi 19-C Basic fibre panels

This is a cost-effective basic fibre optic panel solution to cater indoor field termination applications. It provides a good inter-connection or cross-connection for fibre backbone installation and LAN network of medium/small building.

The enclosure is mountable in 1U 19” equipment racks or cabinets.
This 1U height panel has two unloaded configurations, in which it accommodates with modular LC duplex adapters (max. 24 pcs or 48-fibre) or modular SC duplex adapters (max. 12 pcs or 24-fibre).

The panel consists of two major components: removal top cover lip and sliding drawer. In which, it is to provide protection against dust and humidity. Built-in PG9 cable gland and rubber-seal cable entries are aimed to cater for flexible cable management.

P148749-50.eps

P148751-50.eps

Life Is On | Schneider Electric

Panels

LC Basic fibre panel

SC Basic fibre panel

Basic fibre panel 1U

Actassi 1U 19" fibre optic empty panel with LC/SC duplex adapter ports. It provides all basic but specific features to facilitate easy installation and maintenance.
A cost-effective fibre optic panel selection for small/medium building installations.

Product features

- 1U metallic powder coated panel in dark grey (RAL 7016)
- Recess design plus removal top cover lip and simple sliding drawer
- Equipped with PG9 (0.7 mm max.) cable gland plus cable entries and fixtures
- Pre-installed plastic covers for protection (partially)
- Compatible with existing fusion splice tray kits (ACTFMSPTKIT)
- Panel dimension and construction comply with EIA/ECA-310-D, IEC 60297.

Customer benefits

- Scalable panel capacity and rack space optimization up to 48-fiber (LC rectangular version)
- Simple sliding function, removable drawer for ease installation/maintenance.
- Fully compatible with optional fusion splice tray kit (24-fibre), modular single-mode or multi-mode LC/SC adaptors
- Quick fixation of incoming fibre cable(s) with provisional PG9 cable gland and fixtures
- Smooth management of bend radius of patch cords by recess panel design
- Fully compatible with 19” open rack & cabinet.

Technical specifications

Panel material	Powder coated mild steel (thickness 1.2 mm)
Panel color	Dark grey (RAL 7016)
Capacity	1U: LC Duplex Adaptors x 24 (max. 48-fibre)
	1U: SC Duplex Adaptors x 12 (max. 24-fibre)
Physical dimensions	1U: L480 x D260 x H43 mm (with end flanges)
Standards	EIA/ECA-310-D
	IEC 60297

Description	Ref. No
Basic fibre panel, 1U 48F LC duplex, unloaded	**ACTFM1UBLC48U**
Basic fibre panel, 1U 24F SC duplex, unloaded	**ACTFM1UBSC24U**
Optional accessories	
LC adaptor, duplex, single-mode, zirconia ceramic, plastic	**ACTFA2LSMZP**
LC adaptor, duplex, multi-mode, zirconia ceramic, plastic	**ACTFA2LMMZP**
SC adaptor, duplex, single-mode, zirconia ceramic, plastic	**ACTFA2CSMZP**
SC adaptor, duplex, single-mode, zirconia ceramic, plastic	**ACTFA2CMMZP**
1U fusion splice tray kit (max. 24-fiber)	**ACTFMSPTKIT**

LC adaptor

SC adaptor

Fusion splice tray kit

Panels

Plates

- Blank plates and coverplates to be fixed on fibre optic Quick Fix panel ref VDIG150991,VDIG150991001 and VDIG050991
- Quick fixation by push-pull rivets.

P110463



P110460

P110459

Coverplates with adapters

Description	Ref. No
Coverplate provided with 3 SC duplex multimode adapters	**VDIM1530311**
Coverplate provided with 6 ST multimode adapters	**VDIM1510611**
Coverplate provided with 3 LC duplex multimode adapters	**VDIM1550311**

P110153

P110154



P110155

P120601

Coverplates without adapters

Description	Ref. No
Coverplate for 3 SC duplex adapters	**VDIM153031**
Coverplate for 6 ST adapters	**VDIM151061**
Coverplate for 3 LC duplex adapters (compatible with LC duplex Adapters / square VDIB6051001, VDIB6051002, VDIB6052001 and VDIB6052002).	**VDIM155031**
Coverplate for 6 LC duplex adapters (compatible with LC duplex Adapters / rectangular VDIB6051003, VDIB6051004, VDIB6052003 and VDIB6052004).	**VDIM155061**

P110152

Blank plate

Description	Ref. No
Blank plate for fibre optic panel	**VDIM150061**

P112926



Internal fixing plate for 1 adapter MPO to be fixed at the rear of the panel

Description	Ref. No
Internal fixing plate for 1 adapter MPO	**VDIM157021**

Actassi 19-HD fibre panels

P146939-30.eps

P146938-50.eps

3

Answering to your high density needs

Actassi 19-HD fibre panel is a superior and compact fibre termination solution for High productivity building and small data centre applications, covering the following requirements:

High density field termination solution

- Accepts 3 adaptor plates, up to 72 ports in 1U
- Accepts 12 adaptor plates, up to 288 ports in 4U
- Space optimization, 50 % more than standard fibre panel

Safety and Protection

- Transparent front cover (with magnetic suction mechanism) provides instant visibility of the connection status also provides perfect protection against dust and humidity
- Radiation safety label is available in the front cover

Scalable and flexible

- Pay as you grow
- Optional snap-in adaptor plates and blank plate
- Fusion splicing is possible with optional spice tray kit sets
- Built-in (adjustable in 1U panel) wiring rings, rubber-seal cable entries are aimed to cater easy cable management
- Single-mode and Multi-mode adaptors are available with color differentiation

Energy efficient thanks to "Green environment"

P111047

- Fibre use
- Reduce up to 90 % of waste on site

HD panels

The Actassi 19-HD fibre panel is a superior and compact fibre termination solution. It is mountable in 19” equipment racks or cabinets. The 1U panel accepts maximum 3 adaptor plates with maximum 72 fibres count while 4U panel can accept maximum 12 adaptor plates with maximum capacity of 288 fibres.
Built-in (adjustable in 1U panel) wiring rings, rubber-seal cable entries are aimed to cater easy cable management.
Transparent front cover (with magnetic suction mechanism) provides instant visibility of the connection status, also provides perfect protection against dust and humidity.
Design with multiple applications in mind, the Actassi 19-HD fibre panel can accommodate different types of modular adaptor panel plates and splice trays (optional) to give outstanding performance and functionality.

1U Panel: 400 x 482 x 44 mm

- Compatible with 19” open rack / cabinets (depth > 500 mm)
- 1U panel drawer with sliding rails and stopper lock mechanism
- Optional snap-in adaptor plates / blank plates (max. 3)
- Built-in adjustable cable management rings and cable entries
- Maximum density of 72 fibres (LC version).

P146940

Description	Ref. No
HD fibre panel, 1U, fits up to 3 adaptor plates, Unloaded	**ACTMP1U**

4U panel: 400 x 482 x 175 mm

- Compatible with 19” open rack / cabinets (depth > 500 mm)
- With removal top cover lip
- Optional snap-in adaptor plates / blank plates (max. 12)
- Built-in cable management rings and cable entries
- Maximum density of 288 fibres (LC version).

P146941



Description	Ref. No
HD fibre panel, 4U, fits up to 12 adaptor plates, Unloaded	**ACTMP4U**

Life Is On Schneider Electric

HD panels

P147232

P147113

P147116

P146933

P147233

P147114


P147115

P146932

P146988

P146934

P146941


Plates

- Blank plates and adapter plates to be fixed on Actassi 19-HD fibre panel ref ACTMP1U and ACTMP4U
- Quick fixation by push-pull rivets
- Zirconia ceramic material ferrules for higher performance.

Coverplates with adapters

Description	Ref. No
Adapter plate with 3 SC duplex beige adapters for multimode OM2/OM3/OM4 (support also singlemode)	**ACTFM1UF2SC3PMM**
Adapter plate with 3 SC duplex blue adapters for singlemode OS1/OS2 (support also multimode OM2/OM3/OM4)	**ACTFM1UF2SC3PSM**
Adapter plate with 6 SC duplex beige adapters for multimode OM2/OM3/OM4 (support also singlemode)	**ACTFM1UF2SC6PMM**
Adapter plate with 6 SC duplex blue adapters for singlemode OS1/OS2 (support also multimode OM2/OM3/OM4)	**ACTFM1UF2SC6PSM**
Adapter plate with 6 LC duplex beige adapters for multimode OM2/OM3/OM4 (support also singlemode)	**ACTFM1UF2LC6PMM**
Adapter plate with 6 LC duplex blue adapters for singlemode OS1/OS2 (support also multimode OM2/OM3/OM4)	**ACTFM1UF2LC6PSM**
Adapter plate with 12 LC duplex beige adapters for multimode OM2/OM3/OM4 (support also singlemode)	**ACTFM1UF2LC12PM**
Adapter plate with 12 LC duplex blue adapters for singlemode OS1/OS2 (support also multimode OM2/OM3/OM4)	**ACTFM1UF2LC12PS**

Blank plate

Description	Ref. No
Blank adapter plate for ACTMP1U & ACTMP4U	**ACTMPBP**

Splice tray

- Delivered with a cover and accessories
- Maximum 3 x 1U fusion splice tray kit can be stacked inside 1U HD fibre panel
- Only 1x 4U fusion splice tray kit is needed for 4U HD fibre panel (total 12 splice trays)
- Ready to install: fusion splice holders & heat shrink tube included.

Description	Ref. No
1U Fusion splice tray kit (max. 24-fibres)	**ACTFMSPTKIT**
4U Fusion splice tray kit (Full Set for up to 288 fibres)	**ACTFMSPT4USET**

Adaptors
EMEAS

EMEAS

Adapters

■ Fibre optic adapters suitable to connect and align optic connectors (for both applications: optic patchpanels in technical rooms and faceplates at workstation)
- □ both multimode and singlemode versions
- □ identification of multimode adapters with beige color
- □ identification of singlemode adapters with blue color
- □ available in SC, SC APC, ST, LC and MPO formats
- □ zirconia ceramic material ferrules
- □ snap-in latch.

P133697

P133692

P134792

P133694

P133699

P133698

P133695

P133701

P133693

P133700

Multimode (MM) adapters

Type	Qty/pack	Ref. No
SC Duplex Adapter MM	1	**VDIB6031001**
	100	**VDIB6031002**
SC Simplex Adapter MM	1	**VDIB6021001**
ST Simplex Adapter MM	1	**VDIB6011001**
	100	**VDIB6011002**
LC Duplex Adapter sq MM	1	**VDIB6051001**
	100	**VDIB6051002**
LC Duplex Adapter rect MM	1	**VDIB6051003**
	100	**VDIB6051004**

Singlemode (SM) adapters

Type	Qty/pack	Ref. No
SC Duplex Adapter SM	1	**VDIB6032001**
	100	**VDIB6032002**
SC APC Simplex Adapter SM	1	**VDIB6072001**
SC APC Duplex Adapter SM	1	**VDIB6082001**
LC Duplex Adapter sq SM	1	**VDIB6052001**
	100	**VDIB6052002**
LC Duplex Adapter rect SM	1	**VDIB6052003**
	100	**VDIB6052004**

Adaptors
APAC

APAC

The Actassi fibre optic connectors and adaptors are superior products delivering the best networking performance when used in conjunction with other Actassi fibre optic products.

Specifications

■ Fibre optic adapters suitable to connect and align optic connectors (for both applications: optic patchpanels in telecom/equipment rooms and faceplates at workstation)
- □ both multimode and singlemode versions
- □ identification of multimode adapters with beige color
- □ identification of singlemode adapters with blue color
- □ available in SC, ST, LC and MTRJ formats
- □ zirconia ceramic material ferrules
- □ snap-in latch.

Performances

- ■ SC connectors compliant with TIA/EIA 604-3 and IEC 61754-4 Ed.2
- ■ LC connectors compliant with TIA/EIA 604-10A and IEC 61754-20 Ed.2
- ■ ST connectors compliant with TIA/EIA 604-2 and IEC 61754-2
- ■ MTRJ connectors compliant with TIA/EIA 604-12 and IEC 61754-18.

TFA1CSMZP

ACTFA1CSMZP

TFA2CSMZP

ACTFA2CSMZP

TFA2LMMZP

ACTFA2LMMZP

TFA2LSMZP

ACTFA2LSMZP

TFA2MSMP

ACTFA2MSMP

Description	Ref. No
SC adaptors	
SC adaptor, simplex, single-mode, zirconia ceramic, plastic	**ACTFA1CSMZP**
SC adaptor, simplex, multi-mode, zirconia ceramic, plastic	**ACTFA1CMMZP**
SC adaptor, duplex, single-mode, zirconia ceramic, plastic	**ACTFA2CSMZP**
SC adaptor, duplex, multi-mode, zirconia ceramic, plastic	**ACTFA2CMMZP**
LC adaptors	
LC adaptor, duplex, single-mode, zirconia ceramic, plastic	**ACTFA2LSMZP**
LC adaptor, duplex, multi-mode, zirconia ceramic, plastic	**ACTFA2LMMZP**

Enclosures for indoor needs

Wall-mounting







Floor-standing



Actassi Enclosures
Enclosures content (reminder)

OPB **169**
19" Wall-Mounted Open Box 169
19" Wall-Mounted Open Box with swing rack 170
19" Wall-Mounted Open Box with fixed rack 173
19" Mobile Open Box 174
Roof accessories 176
Base accessories 177

KDB **179**
19" Wall Knock-Down Box 180
Thermal management 182

VDA **184**
Easy to install and to integrate 184
VDA/VDS Racks Overview 186

VDA-B **187**
Simple and functional 187

VDA-E **191**
Equipped and ready to use 191

VDA-L **195**
Prepared for Ruko locking system 195

VDS **198**
19" server enclosure 198
Patching frame 203
Overhead patching frame 203

VDA/VDS **204**
EA accessories 204
EA Base accessories 214
Universal accessories 216
Earth connection 218
Fixing components 219
Shelves (compatible only with floor standing enclosures) 220
Equipment support 223
Electrical power distribution rails 224
Power distribution 227
Cable management 228
Cable management (compatible only with floor standing) 230
Plates 233

19-E Universal accessories lighting **234**
Customised offer 236
VDA/VDS 238
Customisation services 238

Technical information **244**
Technical information 244

4

Actassi Enclosures

With the Actassi system you can create a seamless end-to-end network connectivity solution for all needs. There are different conditions and demands on the installations in buildings, data centers and small offices. That is why Actassi includes all possible sizes of wall-mounted and floor-standing enclosures, from 6 to 47 units in different widths, depths, colors and compositions. You can always find an Actassi enclosure that gives a perfect result.

Do you want to have other enclosures than standard? No problem. With Actassi enclosures it's possible to customize color, accessories, specific lining etc. according to your personal needs.

The Digital Rule helps you select products

Hard to select the Actassi enclosures, RJ45 connectors, patch panels and cables? Visit se.com and try our Digital Rule.
It's an intelligent online e-catalog which will facilitate your choices and helps ensuring an error-free specification.

The Actassi system – Network Connectivity



Actassi is Schneider Electric's new global state of-the-art range for networking and connectivity infrastructure solutions for buildings. It consists of the best performing features from local Schneider Electric brands such as LexCom, Infraplus, Clipsal Datacomms, Sarel and Himel. From RJ45 connectors to network enclosures, the Actassi system offers every installer around the world the best of the best solutions.

Ref: LSB02659EN
06/2022

Scan or click

Actassi wall-mounted enclosures

The Actassi wall-mounted OPB OpenBox enclosures allow you to easily integrate patch panels, cables, switches and digital recorders. All the lining can be removed without tools, and with the swing-rack version of OPB, with a quick-locking system, you'll get access to the connections from the back to handle the maintenance in a convenient way. Too hot in the enclosure? No problem, it's easy to integrate a blanking plate with two fans. With Actassi KDB, the new flat-pack knock-down boxes, you save 60% of space in the stock. And it takes only 5 minutes to assemble.



Actassi OPB and KDB

Actassi OPB
Open Box with swing rack



Actassi OPB
Open Box with fixed rack



Actassi OPB
Mobile Open Box

Actassi KDB
Knock-Down Box

Actassi wall-mounted

Maximised capacity and swift maintenance with Actassi OPB

Time for adjustments? Just open the sides and fold out the swing rack. Replace and add whatever parts you need, no tools are necessary. Fold back the rack, close the sides and you are done. To increase the flexibility of the entire installation, use the Actassi OPB as a distributed solution.

The Actassi OPB serves perfectly as a distributed solution. In a hospital for instance, the need for quick, reliable and easily expandable network connectivity can be crucial.

Actassi OPB – open for installation

The Actassi OPB is wide open for a swift and struggle-free installation. Steady as a rock, even with the side panels and the door dismounted.

The swing rack makes all the difference

When making the first installation, as well as continuous upgrades, you will find that the swing rack makes all the difference for you as an installer. Access from all sides, pre-cut cable entries and minimum usage of tools are some of the other features that make the OPB truly open for installation and maintenance.

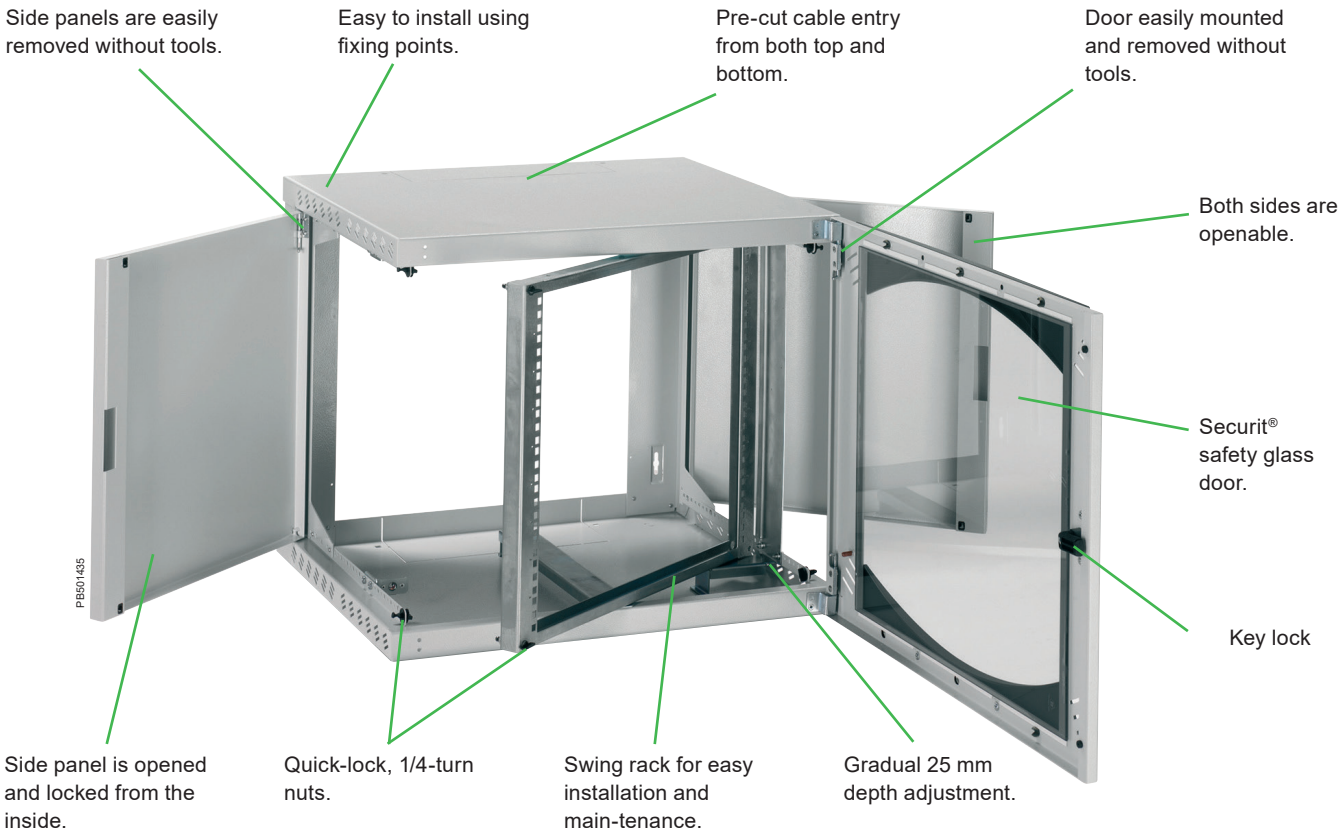

Life Is On Schneider Electric

OPB
19" Wall-Mounted Open Box
Ergonomic and Adaptable


PB501435

Actassi OPB is assembled at delivery, ready to use

Side panels , swing rack and door can be opened and removed without tools. Quick and easy.

50 kg

The body allows mounting of components up to 50 kg.

PB501472

Easy to install
The Actassi OPB enclosure can be wall-mounted by a single person using the fixing points intended for the passage of holding screw heads into the wall.

PB501473

Ergonomics
The side panels swing through 120° and can be easily removed without tools. Rear access is easy. Door easily removable without tools.


PB501474

Easy to cable
The cable entries, top or bottom, are pre-cut and open into the rear of the Actassi OPB enclosure. The enclosure fits around those cables that are already in place (rear blanking plate optional).

P134923

Adaptable
The 19" uprights are designed to be depth-adjustable with a step of 25 mm.Their fixing with screws helps guaranteeing the rigidity of the Actassi OPB enclosure.


PB501434

Easy to install and to reverse
Its drilling template on the packaging and its 4 wall-mounted points enable quick and efficient installation while guaranteeing reversibility by simply turning the enclosure around.


PB501475

Ergonomics
The side panels are locked from the inside by two 1/4-turn nuts, accessible only when the door is open.

OPB

19" Wall-Mounted Open Box with swing rack



PB501435

Open for easy installation and maintenance
Introduction and selection guides

■ Wall-mounted enclosure made from folded and welded sheet steel, powder paint, leather-grain finish, RAL 7035 light grey epoxy-polyester
■ Enclosure made up of a body, 2 hinged and removable side panels, a 19" swing rack and a Securit® glass transparent door with key no. 333
■ Protection rating: IP20
□ protection against objects > 12.5 mm
□ no protection against liquids
□ Impact Protection: IK08
□ Impact energy = 5 joules
■ Available enclosures:
□ 5 heights: 6, 9, 12, 15, 18U
□ 3 depths: 400, 500 and 600 mm
■ Swing rack: acceptable load of 25 kg (Include 25% of margin load rating according to IEC 62208)
■ Certifications: in compliance with directive RoHs, with 19" standard IEC 60297-3-100 and EIA-310-E.

Total accessibility with the swing rack and the swingable and removable side panels and door.

Installed enclosures

PB501418

PB501436

PB501440

PB501011

Number of U	Dimensions (mm)			Ref. No	Blanking plate	Cable-gland plate with brush gasket	Blanking plate with 2 fans, cannotbe used directly with UK PDU
	Height	Width	Depth				
6	380	600	400	**NSYOPB6U4P**	**NSYOPB6UTPN**		
6	380	600	500	**NSYOPB6U5P**	**NSYOPB6UTPN**		
9	515	600	400	**NSYOPB9U4P**	**NSYOPB9UTPN**		
9	515	600	500	**NSYOPB9U5P**	**NSYOPB9UTPN**		
12	650	600	500	**NSYOPB12U5P**	**NSYOPB12UTPN**	**NSYECP300**	**NSYECVT300**
12	650	600	600	**NSYOPB12U6P**	**NSYOPB12UTPN**		
15	780	600	500	**NSYOPB15U5P**	**NSYOPB15UTPN**		
15	780	600	600	**NSYOPB15U6P**	**NSYOPB15UTPN**		
18	915	600	500	**NSYOPB18U5P**	**NSYOPB18UTPN**		

OPB
19" Wall-Mounted Open Box with swing rack


PB501434

2U extra space "for free", 1U in the top and 1U in the bottom. Can be used for example for power rails.

Ergonomic and adaptable
Introduction and selection guides

■ Wall-mounted enclosure made from folded and welded sheet steel, powder paint, leather-grain finish, RAL 7035 light grey epoxy-polyester
■ Enclosure made up of a body, 2 hinged and removable side panels, 19" fixed uprights and a Securit® glass transparent door or plain sheet steel door with key no. 333
■ Protection rating: IP20
□ protection against objects > 12.5 mm
□ no protection against liquids
■ Impact Protection: IK08 (for glazed door)
□ impact energy = 5 joules
■ Impact Potection: IK10 (for plain door)
□ impact energy = 20 joules
■ Available enclosures:
□ 6 heights: 6, 9, 12, 15, 18, 21U
□ 3 depths: 400, 500 and 600 mm
■ Fixed 19" rack. Acceptable load: 3 kg/U; max. 50 kg per enclosure (Include 25% of margin load rating according to IEC 62208)
■ Certifications: in compliance with directive RoHs, with 19" standard IEC 60297-3-100 and EIA-310-E.

Installed enclosures

PB501418

PB501436

PB501440

PB501011

Number of U	Dimensions (mm)			Ref. No	Blanking plate	Cable-gland plate with brush gasket	Blanking plate with 2 fans, cannot be used directly with UK PDU
	Height	Width	Depth				
6	380	600	400	**NSYOPB6U4F**	**NSYOPB6UTPN**	**NSYECP300**	**NSYECVT300**
6	380	600	500	**NSYOPB6U5F**	**NSYOPB6UTPN**		
9	515	600	400	**NSYOPB9U4F**	**NSYOPB9UTPN**		
9	515	600	500	**NSYOPB9U5F**	**NSYOPB9UTPN**		
9	515	600	600	**NSYOPB9U6F**	**NSYOPB9UTPN**		
12	650	600	400	**NSYOPB12U4F**	**NSYOPB12UTPN**		
12	650	600	500	**NSYOPB12U5F**	**NSYOPB12UTPN**		
12	650	600	600	**NSYOPB12U6F**	**NSYOPB12UTPN**		
15	780	600	400	**NSYOPB15U4F**	**NSYOPB15UTPN**		
15	780	600	500	**NSYOPB15U5F**	**NSYOPB15UTPN**		
15	780	600	600	**NSYOPB15U6F**	**NSYOPB15UTPN**		
18	915	600	400	**NSYOPB18U4F**	**NSYOPB18UTPN**		
18	915	600	500	**NSYOPB18U5F**	**NSYOPB18UTPN**		
21	1050	600	500	**NSYOPB21U5F**	**NSYOPB21UTPN**		
21	1050	600	600	**NSYOPB21U6F**	**NSYOPB21UTPN**		

Enclosure with plain door

P131668

PB501436

PB501011

Number of U	Dimensions (mm)			Ref. No	Blanking plate	Blanking plate with 2 fans, cannot be used directly with UK PDU
	Height	Width	Depth			
9	515	600	400	**NSYOPB9U4FR**	**NSYOPB9UTPN**	**NSYECVT300**
12	650	600	400	**NSYOPB12U4FR**	**NSYOPB12UTPN**	
15	780	600	500	**NSYOPB15U5FR**	**NSYOPB15UTPN**	
18	915	600	500	**NSYOPB18U5FR**	**NSYOPB18UTPN**	

OPB
19" Wall-Mounted Open Box with swing rack

NSYOPB6U4P

19" Wall-Mounted Open Box with swing rack

■ Wall-mounted enclosure made from folded and welded sheet steel, powder paint, leather-grain finish, RAL 7035 light grey epoxy-polyester
■ Enclosure made up of a body, 2 hinged and removable side panels, a 19" swing rack and a Securit® glass transparent door with key no. 333
■ Protection rating: IP20
□ protection against objects > 12.5 mm
□ no protection against liquids
■ Impact Protection: IK08
■ Impact energy = 5 joules
■ Available enclosures:
□ 5 heights: 6, 9, 12, 15, 18U
□ 3 depths: 400, 500 and 600 mm
■ Swing rack: acceptable load of 25 kg (Include 25% of margin load rating according to IEC 62208)
■ Certifications: in compliance with directive RoHs, with 19" standard IEC 60297-3-100 and EIA-310-E.

Number of U	Dimensions (mm)			Ref. No	Characteristics
	Height	Width	Depth		
6	380	600	400	**NSYOPB6U4P**	19" Wall-Mounted Open Box with swing rack, glazed door
6	380	600	500	**NSYOPB6U5P**	19" Wall-Mounted Open Box with swing rack, glazed door
9	515	600	400	**NSYOPB9U4P**	19" Wall-Mounted Open Box with swing rack, glazed door
9	515	600	500	**NSYOPB9U5P**	19" Wall-Mounted Open Box with swing rack, glazed door
12	650	600	500	**NSYOPB12U5P**	19" Wall-Mounted Open Box with swing rack, glazed door
12	650	600	600	**NSYOPB12U6P**	19" Wall-Mounted Open Box with swing rack, glazed door
15	780	600	500	**NSYOPB15U5P**	19" Wall-Mounted Open Box with swing rack, glazed door
15	780	600	600	**NSYOPB15U6P**	19" Wall-Mounted Open Box with swing rack, glazed door
18	915	600	500	**NSYOPB18U5P**	19" Wall-Mounted Open Box with swing rack, glazed door

Cable-gland plate with brush gasket, ref. **NSYECP300**, see **page 180**
Blanking plate with 2 fans, cannot be used directly with UK PDU, ref. **NSYECVT300,** see **page 180**

OPB
19" Wall-Mounted Open Box with fixed rack

NSYOPB6U4F

NSYOPB9U4FR

19" Wall-Mounted Open Box with fixed rack

■ Wall-mounted enclosure made from folded and welded sheet steel, powder paint, leather-grain finish, RAL 7035 light grey epoxy-polyester
■ Enclosure made up of a body, 2 hinged and removable side panels, 19" fixed uprights and a Securit® glass transparent door or plain sheet steel door with key no. 333
■ Protection rating: IP20
□ protection against objects > 12.5 mm
□ no protection against liquids
■ Impact Protection: IK08 (for glazed door)
□ impact energy = 5 joules
■ Impact Potection: IK10 (for plain door)
□ - impact energy = 20 joules
■ Available enclosures:
□ 6 heights: 6, 9, 12, 15, 18, 21U
□ 3 depths: 400, 500 and 600 mm
■ Fixed 19" rack. Acceptable load: 3 kg/U; max. 50 kg per enclosure (Include 25% of margin load rating according to IEC 62208)
■ Certifications: in compliance with directive RoHs, with the 19" standard IEC 60297-3-100 and EIA-310-E.

Cable-gland plate with brush gasket, ref. **NSYECP300,** see **page 180**
Blanking plate with 2 fans, cannot be used directly with UK PDU, ref. **NSYECVT300**, see **page 180**

Number of U	Dimensions (mm)			Ref. No	Characteristics
	Height	Width	Depth		
6	380	600	400	**NSYOPB6U4F**	19" Wall-Mounted Open Box with fixed rack, glazed door
6	380	600	500	**NSYOPB6U5F**	19" Wall-Mounted Open Box with fixed rack, glazed door
9	515	600	400	**NSYOPB9U4F**	19" Wall-Mounted Open Box with fixed rack, glazed door
9	515	600	500	**NSYOPB9U5F**	19" Wall-Mounted Open Box with fixed rack, glazed door
9	515	600	600	**NSYOPB9U6F**	19" Wall-Mounted Open Box with fixed rack, glazed door
12	650	600	400	**NSYOPB12U4F**	19" Wall-Mounted Open Box with fixed rack, glazed door
12	650	600	500	**NSYOPB12U5F**	19" Wall-Mounted Open Box with fixed rack, glazed door
12	650	600	600	**NSYOPB12U6F**	19" Wall-Mounted Open Box with fixed rack, glazed door
15	780	600	400	**NSYOPB15U4F**	19" Wall-Mounted Open Box with fixed rack, glazed door
15	780	600	500	**NSYOPB15U5F**	19" Wall-Mounted Open Box with fixed rack, glazed door
15	780	600	600	**NSYOPB15U6F**	19" Wall-Mounted Open Box with fixed rack, glazed door
18	915	600	400	**NSYOPB18U4F**	19" Wall-Mounted Open Box with fixed rack, glazed door
18	915	600	500	**NSYOPB18U5F**	19" Wall-Mounted Open Box with fixed rack, glazed door
21	1050	600	500	**NSYOPB21U5F**	19" Wall-Mounted Open Box with fixed rack, glazed door
21	1050	600	600	**NSYOPB21U6F**	19" Wall-Mounted Open Box with fixed rack, glazed door

Enclosure with plain door

Blanking plate with 2 fans, cannot be used directly with UK PDU, ref. **NSYECVT300**, see **page 180**

Number of U	Dimensions (mm)			Ref. No	Characteristics
	Height	Width	Depth		
9	515	600	400	**NSYOPB9U4FR**	19" Wall-Mounted Open Box with fixed rack, plain door
12	650	600	400	**NSYOPB12U4FR**	19" Wall-Mounted Open Box with fixed rack, plain door
15	780	600	500	**NSYOPB15U5FR**	19" Wall-Mounted Open Box with fixed rack, plain door
18	915	600	500	**NSYOPB18U5FR**	19" Wall-Mounted Open Box with fixed rack, plain door

OPB

19" Mobile Open Box

Flexible and versatile

PB601476

Made for audiovisual application

Technical characteristics

- The body of the enclosure has cut-outs at the top and bottom to allow natural airing
- Cable entry through rear opening and through pre-cut areas on the top and bottom of the enclosure
- 4 cut-outs are provided for wall-mounted
- The 2 side panels can be opened very easily by means of two 1/4-turn nuts. The panels can be removed without tools
- The 19" uprights in zinc-coated steel are depth-adjustable on a 25 mm step
- The Securit® glass door is completely reversible. It is equipped with a handle and a locking system with key no. 333. It is easily removed without tools
- Certifications: in compliance with directive RoHs, with 19" standard IEC 60297-3-100 and EIA-310-E.

Composition

- Actassi OPB with top and bottom cut-outs
- 1 glazed front door with a lock, key no. 333
- 1 rear plate, reference: **NSYOPB6UTPN** to **NSYOPB21UTPN**
- 4 depth-adjustable 19" uprights. Additional uprights available
- 4 wheels, reference **NSYRUFOPB**
- Option of installing a plinth instead of the wheels.

OPB
19" Mobile Open Box
Flexible and versatile

PB501436

Rear blanking plate
- Blanking plate made from sheet steel, powder paint, leather-grain finish, RAL 7035 light grey epoxy-polyester

Supply:
Delivered with the fixings required for installation

Number of U	Ref. No	Characteristics
6	**NSYOPB6UTPN**	Rear blanking plate
9	**NSYOPB9UTPN**	Rear blanking plate
12	**NSYOPB12UTPN**	Rear blanking plate
15	**NSYOPB15UTPN**	Rear blanking plate
18	**NSYOPB18UTPN**	Rear blanking plate
21	**NSYOPB21UTPN**	Rear blanking plate

NSYOPB6UF

Additional 19" uprights
- Material: zinc-coated sheet steel, 20/10 mm thick
- Maximum load: 3 kg/U; max. 50 kg per enclosure
- Unit marking.

Supply:
Set of two 19" uprights delivered with the fixings required for installation

Number of U	Ref. No	Characteristics
6	**NSYOPB6UF**	Additional 19" uprights
9	**NSYOPB9UF**	Additional 19" uprights
12	**NSYOPB12UF**	Additional 19" uprights
15	**NSYOPB15UF**	Additional 19" uprights
18	**NSYOPB18UF**	Additional 19" uprights
21	**NSYOPB21UF**	Additional 19" uprights

PB501441

19" uprights, rear, 2U
- Allows to save 2U on the front and to fix Power Distribution Unit on the back of the enclosure
- It is fixed to the rear of the enclosure
- It allows the installation of products in 19" format
- Height adjustment with a step of 44.45 mm (1U)
- Material: zinc-coated sheet steel.

Supply:
Set made up of 2 partial 2U 19" uprights delivered with the fixings required for installation

Number of U	Ref. No	Characteristics
2	**NSYSSOPB**	19" uprights, rear, 2U

PB501445

Cable support for enclosure, rear
- Allows to helps securing and guide the cables on the back of the enclosure
- Fixed to the rear of the enclosure to support and fix the cables
- Height adjustable with a step of 44.45 mm (1U)
- Material: zinc-coated steel

Supply:
Delivered with the fixings required for installation.

Cable support	Characteristics
NSYSPBOPB	Cable support for enclosure, rear

OPB
EA accessories
Roof accessories


NSYEC300

Top or bottom blanking plate
- Plain blanking plate
- Material: zinc-coated steel sheet.

Supply:
Delivered with the fixings required for installation.

Ref. No	Characteristics
NSYEC300	Top or bottom blanking plate

Blanking plate with brush gasket
- Fixing to the top or bottom openings of the enclosures
- Material: zinc-coated steel sheet

Supply:
Delivered with the fixings required for installation.

Dimensions (mm)	Ref. No	Characteristics
35 x 300	**NSYECP300**	Blanking plate with brush gasket

NSYECPT300

Total brush gasket
- It is fixed to the top and bottom cable entries.

Dimensions (mm)	Ref. No	Characteristics
100 x 300	**NSYECPT300**	Total brush gasket


NSYECAV300

Top or bottom blanking plate with ventilation louvres
- Fixing to the top or bottom openings of the enclosures
- Material: zinc-coated sheet steel

Supply:
Delivered with the fixings required for installation.

Ref. No	Characteristics
NSYECAV300	Top or bottom blanking plate with airing louvres

NSYECVT300

Top or bottom blanking plate with 2 fans
- 2 fans installed and wired to on the terminal block, including a protection grille.
- A power supply cable of 2 m in length is supplied connected
- Free flow of 35 m3/h each
- Fixing to the top or bottom openings of the enclosures
- Material: zinc-coated sheet steel
- Delivered with the fixings required for installation
- Sound level: 35 dB (A)
- Cannot be used directly with UK PDU.

Supply:
Delivered with the fixings required for installation.

Ref. No	Characteristics
NSYECVT300	Top or bottom blanking plate with 2 fans

See also the 19-E Universal accessories

Thermal management
page 239

Life Is On Schneider Electric

OPB
EA accessories
Base accessories

NSYPNOPB

Levelling feet
- Require drilling of the enclosure at the knock-out point for direct installation
- Set of 4 parts.

Supply:
Delivered with the fixings required for installation.

Ref. No	Characteristics
NSYPNOPB	Levelling feet

NSYRUFOPB

Wheels
- Require drilling of the enclosure at the knock-out point for direct installation
- Installation possible on the plinth
- Set of 4 parts.

Supply:
Delivered with the fixings required for installation.

Ref. No	Characteristics
NSYRUFOPB	Wheels

NSYZUN65OPB

Plinths
- Material: sheet steel, 15/10 mm thick, powder paint, leather grain finish, RAL 7011 dark grey epoxy-polyester
- Height 100 mm
- Removable surfaces
- Knock-out entries on the side and rear surfaces for cable entry.

Supply:
Delivered with the fixings required for installation.

Dimensions (mm)		Ref. No	Characteristics
Width	Depth		
600	500	**NSYZUN65OPB**	Plinths
600	600	**NSYZUN66OPB**	Plinths

NSYJPSVD

Brush gasket for the cable entries through the plinth
- It is fixed to the knock-out areas for the cable entries
- Delivery as a unit.

Entry width (mm)	Ref. No	Characteristics
75 x 400	**NSYJPSVD**	Brush gasket for the cable entries through the plinth

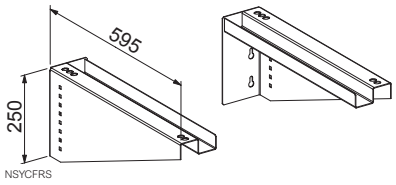

NSYCFRS

Wall-mounted kit for Actassi enclosures
- Allows wall-mounted of enclosures from 6U to 29U, with a depth of 600 mm
- Maximum load inside the enclosure: 50 kg
- The kit includes 2 brackets

Supply:
Delivered with the fixings required for installation.

Enclosure depth (mm)	Ref. No	Characteristics
600	**NSYCFRS**	Wall-mounted kit for Actassi enclosures

OPB
EA accessories
Equipment supports

NSYGF140OPB

Partial fixed slides
- Set of 2 slides for supporting a drawer, a shelf or 19" hardware
- Fixing by attachment on the front 19" uprights
- Material: zinc-coated steel
- Acceptable load: 15 kg.

Width (mm)	Ref. No	Characteristics
140	**NSYGF140OPB**	Partial fixed slides

NSYGF200OPB

Fixed slides
- Set of 2 slides for supporting a drawer, a shelf or 19" hardware
- Fixing by attachment between the front and rear 19" uprights
- Material: zinc-coated steel
- Heel of 0 mm
- Acceptable load: 15 kg.

Centre-to-centre distance (mm)	Ref. No	Characteristics
200	**NSYGF200OPB**	Fixed slides

NSYSRCOPB

Rear cable support on 19" uprights
- Fixing to the rear of the 19" uprights to support the cables
- Material: zinc-coated steel

Supply:
Delivered with the fixings required for installation.

Ref. No	Characteristics
NSYSRCOPB	Rear cable support on 19" uprights

NSYCTOPB

Earthing kit for Actassi OPB
- To earth all the covering components.

Ref. No	Characteristics
NSYCTOPB	Earthing kit for Actassi OPB

Life Is On Schneider Electric

Actassi KDB knock-down boxes – ideal for smaller businesses

Imagine providing excellent equipment for network, telephone, security and audio/video while saving up to 60% on stock space. Add smart benefits like the flat-package and the exceptional mounting time of 5 minutes, and you have the major advantages of the KDB enclosure in a little box.

The Actassi KDB boxes are available at your wholesaler. Always quick and easy to find an enclosure for your needs.

Actassi KDB knock-down box

A sturdy, robust enclosure made of welded sheet steel, with great opportunities for several kinds of installations, would probably lead to quite time- and space-consuming mounting and installation. Not the Actassi KDB knock-down boxes The keyword is “easy”.

Easy to stock, assemble and manage

Let’s start with the package. The clever flat pack will help save up to 60 % on storage space. It’s easy to stock – just grab a couple of packages from the shelf, load them into the your car and you are ready to go.

On site, the enclosure can be put up, wall-mounted and prepared for the components in just a few minutes. In addition, there are a number of handy features that provide equal easiness: the tool-less door with spring hinges for optimized access to the patch panels, the brush panel for swift cable management and the fan plates for smart airing.

Save 60 % on stock space
The KDB enclosure is easy to stock and load. The flat-pack allows you to save up to 60% on space, which means you can make more installations in less time.

4

5 minutes
1 person
1 tool

Actassi KDB enclosures offer exceptional simplicity in terms of mounting and installation. One person can set up the KDB in less than 5 minutes. And the only tool needed is a regular screwdriver.

KDB

19" Wall Knock-Down Box

Simple and space-saving

5 minutes

You need only five minutes to mount the Actassi KDB enclosure.

Easy to assemble. You only need one single tool. A drilling template facilitates the fixation on the wall.

40 kg

The body allows mounting of components up to 40 kg.

Easy to stock and ship
The flat-pack architecture of KDB enclosure helps saving 60% of space in the stock. It is also very easy to ship and carry.

Easy to assemble
The symmetric construction of the top, bottom and side panels gives easy and helps assembling.

Easy to use
Tool-less door with spring hinges facilitates the access to the patch panels.

Easy cable management (option)
Use the 19” brush panel to easily manage the entry of cables supress into the top and bottom.

Smart ventilation (option)
Helps protecting the installed components like switches and PABX. Use the 19” smart fan plates equipped with a thermostat adjustable from 0 ºC to 55 ºC

Easy to adapt
If you need more space at the front of the enclosure, you can easily move the 19” uprights each 25 mm.

KDB

19" Wall Knock-Down Box

Simple and space-saving

Introduction and selection guides

- Flat-pack wall-mounted enclosure dismounted in 1 package
- Symmetric enclosure made from welded sheet steel, powder-painted, leather-grain finish, RAL 7035 light grey epoxy-polyester.
- Enclosure made up of a body, one pair of 19" fixed uprights and a Securit® glass transparent door with key no. 333.
- Top and bottom 19" knock-down plates for entry cables and fans – 0U
- Protection rating: IP20
  - protection against objects > 12.5 mm
  - no protection against liquids
- Impact Protection: IK08
  - impact energy = 5 joules
- Acceptable load: 3 kg/U; max. 40 kg per enclosure.
- (Include 25% of margin load rating according to IEC 62208)
- Certifications: in compliance with directive RoHs, with 19" standard IEC 60297-3-100 and EIA-310-E
- Brush entry cables **NSYCRTM1U1PS** (in option)
- Smart fan **NSY1FAN230T** to manage the temperature from 0°C to 55°C (in option).

60 %

The flat-pack helps saving up to 60% of space in the stock

Installed enclosures

Number of U	Dimensions (mm)			Ref. No	Brush entry cables	Smart fan
	Height	Width	Depth			
6	352	600	400	**NSYKDB6U4F**	**NSYCRTM1U1PS**	**NSY1FAN230T**
9	485	600	400	**NSYKDB9U4F**		
12	618	600	600	**NSYKDB12U6F**		
15	752	600	600	**NSYKDB15U6F**		

KDB
Thermal management

Smart fans

- ■ 19” fan plate
- □ 0U on top and bottom of the box
- □ - 3U fixed on the 19” uprights
- ■ Equipped with 1 or 2 fans
- □ 90 CFM per fan (155 m3/h)
- □ 230 V - AC
- □ plugs IEC 14 to power
- □ Mains input: socket IEC C14 - for connection with IEC C13 plug power cable
- ■ Equipped with 1 adjustable thermostat 0 ºC to 55 ºC
- ■ Equipped with 1 led switch On/Off.

Smart fans

- ■ Equipped with 1 adjustable thermostat 0°C to 55°C
- ■ Equipped with 1 led switch On/Off.

Basic fans

- ■ Without thermostat and switch.

Supply:
Delivered without cable.

Basic fans	Type	Ref. No	Characteristics
	1 Fan	**NSY1FAN230**	Basic fans
	2 Fans	**NSY2FAN230**	Basic fans

Basic fans

- ■ 19” fan plate
- □ 0U on top and bottom of the box
- □ 3U fixed on the 19” uprights
- ■ Equipped with 1 or 2 fans
- □ 90 CFM per fan (155 m3/h)
- □ 230 V - AC
- □ plugs IEC 14 to power
- □ Mains input: socket IEC C14 - for connection with IEC C13 plug power cable
- ■ Without thermostat and switch.

Supply:
Delivered without cable.

Smart fans	Type	Ref. No	Characteristics
	1 Fan	**NSY1FAN230T**	Smart fans
	2 Fans	**NSY2FAN230T**	Smart fans

Cables for smart & basic fan plates

- ■ Black power cables of 3 m to power the fan plates.

	Plug Out	Plug In	Ref. No	Characteristics		Plug Out	Plug In	Ref. No	Characteristics
	IEC C13	Schuko/FR	**NSYIEC13SCH**	Cables for smart & basic fan plates		IEC C13	IEC C14	**NSYIEC13IEC14**	Cables for smart & basic fan plates

Life Is On Schneider Electric

Actassi floor-standing enclosures

Are you looking for an enclosure that is robust and very quick to install? Actassi VDA should be your choice. Smart details and an option to choose pre-installed accessories reduce the installation time. If you need a top-of-the-line server enclosure, Actassi VDS is hard to beat. It can be mounted with up to 750 kg of 19” components, and the micro-perforated door helps ensuring superior air flow (above 80%).



Actassi VDA-B
Cabling enclosure

Actassi VDA-E
Cabling enclosure

Actassi VDA-L
Cabling enclosure.
Prepared for Ruko locking system

Actassi VDS
Server enclosure

VDA

Easy to install and to integrate

19" Cabling enclosure

Adaptable
The configured offer allows you to equip the rack according to your needs:
- 2 framework models,
- 13 door models,
- 2 side panel models.

Aesthetics and customisation
3 models referenced: VDA-B, VDA-E, VDA-L (Ruko).
2 colour variants:
- 2 colors light grey (RAL7035) or dark grey (RAL9011)

Time saving
All doors can be installed and removed quickly. The cladding can be installed and removed by one person. The feet can be adjusted from the inside.

Rigidity and sturdiness
400 kg of acceptable static load.Option of increasing to 500 kg using a rigidity kit.

VDA

Easy to install and to integrate

19" Cabling enclosure

Innovation
The side cable entry is the most ergonomic and efficient solution on the market. The top and bottom openings, flush with the structure, allow the cables to be prepared before installing the rack. These openings also allow for easy maintenance and are closed when the side panels are installed.



Ergonomics
The routing of the cable glands is easier:
- Knock-out side cable glands at top and bottom.
- Knock-out rear cable glands at top and bottom.
- Large opening on the roof, offset towards the rear and equipped with a removable plate. Allows the integration of live equipment at the top and the entry of cables by the rear.
- Large opening at the bottom.



Accessories
The central openings on the roof and the base support multiple blanking plate combinations (plain, with brush gasket or ventilated).
Optional installation of the blanking plates with the roof plate thanks to the roof stand-offs.

Panels and doors can be installed and removed quickly by one person.

Harmonious design
With modern aesthetics: strip, handle, hinge, in rounded shape.

Safety
Helps securing installed components such as switches. The latches of the panels can be equipped with a key locking system (the key is identical for all the doors).



Smart
The pivot and guide system allows the panels to be returned to their place quickly, with maximum safety.

The airing is adjustable and does not take up any units
(1 to 9 fans).



Practical
Marking of the units on the front panel and on the side for quick installation of the equipment.
The 19" uprights are easily adjusted in depth on site.



Adjustable airing
The roof airing is depth-adjustable and does not take up any units.
Option of installing 1 to 9 fans according to the size of your enclosure.

VDA/VDS Racks
Overview

VDA B/E/L Enclosures

VDS - Server Enclosure

			Acceptable Static Load	Colors	19" Uprights		Lining specificities			Equipments
					Front	Rear	Door	Side Panel	Rear	
VDA-B	Simply and functionally designed for cabling applications with switches and routers		400 kg 882 lbs	Ral7035 - Light Grey	x2	No	glazed (1-point locking system)	locking by latches	Panel (locking by latches)	Earthing kit NSYC-TVDA must be ordered separetly
VDA-E	Equipped and ready to use for IT and VIDEO applications			Ral7035 - Light Grey	x2	x2	glazed (2-point locking system)		Full plain door (1-point locking system)	Earthing kit is pre-installed + bag of 30 cage nuts M6 and 30 screws&washers
VDA-L	Prepared and ready to use for network applications with Ruko Locking System	24U		Ral9011 - Black	x2	x2	glazed (2-point locking system)		Full plain door (1-point locking system)	Earthing kit is pre installed + Bag of 30 cage nuts M6 and 30 screws&washers
		42U		Ral7035 - Light Grey	x2	No	glazed (1-point locking system)		Panel (locking by latches)	Cover NSYAEDKRUKVD is must be ordered separetly for Ruko locking system
				Ral9011 - Black	x2	x2	glazed or plain (2-point locking system)		Panel (locking by latches)	Adapter NSYAEDN1DVD is supplied with the rack for Ruko locking system
VDS	19" Server enclosure, robust and ventilated for micro data centers		750 kg 1654 lbs	Ral9011 - Black	x2	x2	ventilated (2-point locking system)		Ventilated Door (2-point locking system)	Earthing kit is pre-installed

Life Is On Schneider Electric

VDA-B
Simple and functional

Introduction

VDA-B rack
- **Designed for circulation applications with switches and routers**
- **6 heights: 24U, 29U, 33U, 38U, 42U and 47U**
- **2 widths: 600 and 800 mm**
- **3 depths: 600, 800 and 1000 mm**
- **Acceptable static load: 400 kg**
- **Dynamic load: 250 kg**
- **Color: light Grey (RAL 7035) for lining**
  Protection rating: IP20
  - protection against objects > 12.5 mm
  - no protection against liquids
- **Impact Protection: IK08**
  - impact energy = 5 joules
- **Certifications: in compliance with directive RoHs, with 19" standard IEC 60297-3-100 and EIA-310D.**

Rack composition
- Top and bottom frames, mechanically assembled by Torx screws to the vertical structure uprights, thus forming a rigid framework
- Base without blanking plate
- Cut-out roof, closed with a removable blanking plate
- Glazed reversible front door, 4 mm Securit® glass, opening to 180°, 1-point lock with a key no. 333. Hinges on the right as standard
- Rear panel with quick installation and removal, locking by latches
- Side panels with quick installation and removal, locking by latches
- Top and bottom side cable glands flush with the structure
- Top and bottom side knock-out areas for cable entry, with a width of 800 mm
- Large opening on the bottom and large knock-out area on the rear for cable entry.
- Levelling feet installed
- Two 19" uprights made from treated steel, installed 100 mm back from the front surface and depth-adjustable in steps of 25 mm
- Delivered on a pallet wrapped with film.

Composition of the rack without side panels
- Exactly the same composition as the above rack, but without the side panels
- Coupling kit not supplied
- If coupling is required, use the coupling kit (ref. **NSYCUNVDA**) and the brush gasket (ref. **NSYCUNPL800** or **NSYCUNPL1000**) to close the cable entry left by the 2 side panels.

VDA-B
Simple and functional, Overview

Selection guide

VDA-B racks, RAL 7035 Light Grey

Installed enclosures

Number of U	Dimensions (mm) Height	Width	Depth	Rack with side panels	Rack without side panels	19" uprights	100 mm plinth	Handling wheels	Cable-gland trim
24	1200	600	600	**NSYVDA24U66B**	-	**NSYBR9F24**	**NSYZUN66VDA**	**NSYRUFVDA**	-
24	1200	600	800	**NSYVDA24U68B**	-	**NSYBR9F24**	**NSYZUN68VDA**	**NSYRUFVDA**	-
24	1200	600	1000	**NSYVDA24U610B**	-	**NSYBR9F24**	**NSYZUN610VDA**	**NSYRUFVDA**	-
24	1200	800	600	**NSYVDA24U86B**	-	**NSYBR9F24**	**NSYZUN86VDA**	**NSYRUFVDA**	**NSYPV24**
24	1200	800	800	**NSYVDA24U88B**	-	**NSYBR9F24**	**NSYZUN88VDA**	**NSYRUFVDA**	**NSYPV24**
24	1200	800	1000	**NSYVDA24U810B**	-	**NSYBR9F24**	**NSYZUN810VDA**	**NSYRUFVDA**	**NSYPV24**
29	1400	600	600	**NSYVDA29U66B**	-	**NSYBR9F29**	**NSYZUN66VDA**	**NSYRUFVDA**	-
29	1400	600	800	**NSYVDA29U68B**	-	**NSYBR9F29**	**NSYZUN68VDA**	**NSYRUFVDA**	-
29	1400	800	600	**NSYVDA29U86B**	-	**NSYBR9F29**	**NSYZUN86VDA**	**NSYRUFVDA**	-
29	1400	800	800	**NSYVDA29U88B**	-	**NSYBR9F29**	**NSYZUN88VDA**	**NSYRUFVDA**	-
33	1600	600	600	**NSYVDA33U66B**	-	**NSYBR9F33**	**NSYZUN66VDA**	**NSYRUFVDA**	-
33	1600	600	800	**NSYVDA33U68B**	-	**NSYBR9F33**	**NSYZUN68VDA**	**NSYRUFVDA**	-
33	1600	800	800	**NSYVDA33U88B**	-	**NSYBR9F33**	**NSYZUN88VDA**	**NSYRUFVDA**	**NSYPV33**
38	1800	600	600	**NSYVDA38U66B**	-	**NSYBR9F38**	**NSYZUN66VDA**	**NSYRUFVDA**	-
38	1800	600	800	**NSYVDA38U68B**	-	**NSYBR9F38**	**NSYZUN68VDA**	**NSYRUFVDA**	-
38	1800	800	600	**NSYVDA38U86B**	-	**NSYBR9F38**	**NSYZUN86VDA**	**NSYRUFVDA**	-
38	1800	800	800	**NSYVDA38U88B**	-	**NSYBR9F38**	**NSYZUN88VDA**	**NSYRUFVDA**	-
42	2000	600	600	**NSYVDA42U66B** (1)	-	**NSYBR9F42**	**NSYZUN66VDA**	**NSYRUFVDA**	-
42	2000	600	800	**NSYVDA42U68B**	-	**NSYBR9F42**	**NSYZUN68VDA**	**NSYRUFVDA**	-
42	2000	600	1000	**NSYVDA42U610B**	-	**NSYBR9F42**	**NSYZUN610VDA**	**NSYRUFVDA**	-
42	2000	800	600	**NSYVDA42U86B**	-	**NSYBR9F42**	**NSYZUN86VDA**	**NSYRUFVDA**	**NSYPV42**
42	2000	800	800	**NSYVDA42U88B** (1)	**NSYVDAC42U88B**	**NSYBR9F42**	**NSYZUN88VDA**	**NSYRUFVDA**	**NSYPV42**
42	2000	800	1000	**NSYVDA42U810B** (1)		**NSYBR9F42**	**NSYZUN810VDA**	**NSYRUFVDA**	**NSYPV42**
47	2200	600	600	**NSYVDA47U66B**	-	**NSYBR9F47**	**NSYZUN66VDA**	**NSYRUFVDA**	-
47	2200	600	800	**NSYVDA47U68B**	-	**NSYBR9F47**	**NSYZUN68VDA**	**NSYRUFVDA**	-
47	2200	800	600	**NSYVDA47U86B**	-	**NSYBR9F47**	**NSYZUN86VDA**	**NSYRUFVDA**	-
47	2200	800	800	**NSYVDA47U88B**	-	**NSYBR9F47**	**NSYZUN88VDA**	**NSYRUFVDA**	-

(1) This size exists in kit version (delivered disassembled)

Only 2 people and 10 mn is needed.
Same Reference but + "K" at the end

> NSYVDA42U66BK
> NSYVDA42U810BK
> NSYVDA42U88BK

Life Is On Schneider Electric

VDA-B
Simple and functional

Rack with side panels

NSYVDA24U66B

Characteristics	Number of U	Height (mm)	Width (mm)	Depth (mm)	Ref. No
Rack with side panels	24	1200	600	600	**NSYVDA24U66B**
Rack with side panels	24	1200	600	800	**NSYVDA24U68B**
Rack with side panels	24	1200	600	1000	**NSYVDA24U610B**
Rack with side panels	24	1200	800	600	**NSYVDA24U86B**
Rack with side panels	24	1200	800	800	**NSYVDA24U88B**
Rack with side panels	24	1200	800	1000	**NSYVDA24U810B**
Rack with side panels	29	1400	600	600	**NSYVDA29U66B**
Rack with side panels	29	1400	600	800	**NSYVDA29U68B**
Rack with side panels	29	1400	800	600	**NSYVDA29U86B**
Rack with side panels	29	1400	800	800	**NSYVDA29U88B**
Rack with side panels	33	1600	600	600	**NSYVDA33U66B**
Rack with side panels	33	1600	600	800	**NSYVDA33U68B**
Rack with side panels	33	1600	800	800	**NSYVDA33U88B**
Rack with side panels	38	1800	600	600	**NSYVDA38U66B**
Rack with side panels	38	1800	600	800	**NSYVDA38U68B**
Rack with side panels	38	1800	800	600	**NSYVDA38U86B**
Rack with side panels	38	1800	800	800	**NSYVDA38U88B**
Rack with side panels	42	2000	600	600	**NSYVDA42U66B**
Rack with side panels, kit version (delivered disassembled)	42	2000	600	600	**NSYVDA42U66BK**
Rack with side panels	42	2000	600	800	**NSYVDA42U68B**
Rack with side panels	42	2000	600	1000	**NSYVDA42U610B**
Rack with side panels	42	2000	800	600	**NSYVDA42U86B**
Rack with side panels	42	2000	800	800	**NSYVDA42U88B**
Rack with side panels, kit version (delivered disassembled)	42	2000	800	800	**NSYVDA42U88BK**
Rack with side panels	42	2000	800	1000	**NSYVDA42U810B**
Rack with side panels, kit version (delivered disassembled)	42	2000	800	1000	**NSYVDA42U810BK**
Rack with side panels	47	2200	600	600	**NSYVDA47U66B**
Rack with side panels	47	2200	600	800	**NSYVDA47U68B**
Rack with side panels	47	2200	800	600	**NSYVDA47U86B**
Rack with side panels	47	2200	800	800	**NSYVDA47U88B**

Rack without side panels

NSYVDAC42U88B

Characteristics	Number of U	Height (mm)	Width (mm)	Depth (mm)	Ref. No
Rack without side panels	42	2000	800	800	**NSYVDAC42U88B**

Additional 19" uprights

- Assembly on the depthwise supports
- Depth adjustable in steps of 25 mm
- Set of 2 uprights and the fixings required for assembly
- For partial assembly use depth-support references NSYSBRF66 to NSYSBRF88
- 9.5 mm square holes in the front panel.

NSYBR9F12

Characteristics	Number of U	Ref. No
Additional 19" uprights	24U	**NSYBR9F24**
Additional 19" uprights	29U	**NSYBR9F29**
Additional 19" uprights	33U	**NSYBR9F33**
Additional 19" uprights	38U	**NSYBR9F38**
Additional 19" uprights	42U	**NSYBR9F42**
Additional 19" uprights	47U	**NSYBR9F47**

VDA-B
Simple and functional

NSYZUN66VDA

Plinths (F1)

- Plinth made from folded sheet steel, RAL 7011 dark grey, epoxy-polyester, textured, powder paint
- Plinth height: 100 mm
- Allows the assembly of standard levelling feet compatible with handling wheels reference NSYRUFPNPVDA
- Option of removing the 4 strips
- Side and rear strips equipped with a knock-out area for cable entry
- Front strip equipped with airing louvres.

Characteristics	Width (mm)	Depth (mm)	Ref. No
Plinths (F1)	600	600	**NSYZUN66VDA**
Plinths (F1)	600	800	**NSYZUN68VDA**
Plinths (F1)	600	1000	**NSYZUN610VDA**
Plinths (F1)	800	600	**NSYZUN86VDA**
Plinths (F1)	800	800	**NSYZUN88VDA**
Plinths (F1)	800	1000	**NSYZUN810VDA**

NSYRUFVDA

Handling wheels (M3)

- Set of 4 swivel wheels, 2 of which are equipped with a locking system
- Direct fixing under the bottom frame of the rack by M12 screws
- Height of the wheels: 105 mm.

Characteristics	Ref. No
Handling wheels (M3)	**NSYRUFVDA**


NSYPV24

Vertical trim strips with cable entries (H2)

- For enclosures with a width of 800 mm only
- Side cut-outs allowing the entry of cables every 250 mm. Knock-out entries on the front plate every 250 mm
- Assembly on the framework uprights providing aesthetic continuity between the framework and the 19" uprights positioned at least 100 mm away from the door
- RAL 7011 dark grey paint
- Cable-protection strips (not supplied) to be ordered separately
- Dismounting by 1/4-turn screws
- Set of 2 trim strips.

Characteristics	Number of U	Ref. No
Vertical trim strips with cable entries (H2)	24U	**NSYPV24**
Vertical trim strips with cable entries (H2)	33U	**NSYPV33**
Vertical trim strips with cable entries (H2)	42U	**NSYPV42**

VDA-E
Equipped and ready to use

Introduction

VDA-E rack
- **Designed for IT and video applications, among others**
- **4 heights: 24U, 38U, 42U and 47U**
- **2 widths: 600 and 800 mm**
- **3 depths: 600, 800 and 1000 mm.**
- **Acceptable static load: 400 kg**
- **Dynamic load: 250 kg**
- **Color:**
  - light Grey (RAL 7035) for lining
  - black (RAL 9011)
- **Protection rating: IP20**
  - protection against objects > 12.5 mm
  - no protection against liquids
- **Impact Protection: IK08**
  - impact energy = 5 joules
- **Certifications: in compliance with directive RoHs, with 19" standard IEC 60297-3-100 and EIA-310D**.

Rack composition
- Top and bottom frames, mechanically assembled by Torx screws to the vertical structure uprights, thus forming a rigid framework
- Base without blanking plate
- Cut-out roof, closed with a removable plain sheet
- Glazed reversible front door, 4 mm Securit® glass, opening to 180°, 2-point lock with a key no. 333 and handle. Hinges on the right as standard. Option of adding a third central locking point as an accessory, with reference **NSYAEDN3PVD**
- Reversible full plain rear door, 1-point lock with a key no. 333, opening to 180°
- Side panels with quick installation and removal, locking by latches
- Top and bottom side cable glands flush with the structure
- Top and bottom side knock-out areas for cable entry, with a width of 800 mm
- Large opening on the bottom and large knock-out area on the rear for cable entry
- Levelling feet installed
- Four 19" uprights made from treated steel, installed 100 mm back from the front plate and depth-adjustable in steps of 25 mm
- Delivered on a pallet wrapped with film
- Earthing kit pre-installed
- 1 bag of fixings with 30 M6 screws + washers + caged nuts.

Composition of the rack without side panels
- Exactly the same composition as the above rack
- Coupling kit not supplied
- If coupling is required, use the coupling kit (ref. **NSYCUNVDA**) and the brush gasket (ref. **NSYCUNPL800** or **NSYCUNPL1000**) to close the cable entry left by the 2 side panels.

VDA-E racks, RAL 9011 black cladding
- 1 height: 42U
- 2 widths: 600 and 800 mm
- 3 depths: 600, 800 and 1000 mm
- Rack composition
- Delivered assembled.

VDA-E
Equipped and ready to use, Overview

Selection guide

VDA-E racks, RAL 7035 Light Grey

Installed enclosures

Number of U	Dimensions (mm) Height	Width	Depth	Rack with side panels	Rack without side panels	100 mm plinth	Handling wheels	Cable-gland trim
24	1200	600	600	NSYVDA24U66E	-	NSYZUN66VDA	NSYRUFVDA	-
24	1200	600	800	NSYVDA24U68E	-	NSYZUN68VDA	NSYRUFVDA	-
24	1200	600	1000	NSYVDA24U610E	-	NSYZUN610VDA	NSYRUFVDA	-
24	1200	800	600	NSYVDA24U86E	-	NSYZUN86VDA	NSYRUFVDA	NSYPV24
24	1200	800	800	NSYVDA24U88E	-	NSYZUN88VDA	NSYRUFVDA	NSYPV24
24	1200	800	1000	NSYVDA24U810E	-	NSYZUN810VDA	NSYRUFVDA	NSYPV24
38	1800	600	600	NSYVDA38U66E	-	NSYZUN66VDA	NSYRUFVDA	-
38	1800	600	800	NSYVDA38U68E	-	NSYZUN68VDA	NSYRUFVDA	-
38	1800	800	600	NSYVDA38U86E	-	NSYZUN86VDA	NSYRUFVDA	-
38	1800	800	800	NSYVDA38U88E	-	NSYZUN88VDA	NSYRUFVDA	-
42	2000	600	600	NSYVDA42U66E	-	NSYZUN66VDA	NSYRUFVDA	-
42	2000	600	800	NSYVDA42U68E	-	NSYZUN68VDA	NSYRUFVDA	-
42	2000	600	1000	NSYVDA42U610E	-	NSYZUN610VDA	NSYRUFVDA	-
42	2000	800	600	NSYVDA42U86E	-	NSYZUN86VDA	NSYRUFVDA	NSYPV42
42	2000	800	800	NSYVDA42U88E	NSYVDAC42U88E	NSYZUN88VDA	NSYRUFVDA	NSYPV42
42	2000	800	1000	NSYVDA42U810E	-	NSYZUN810VDA	NSYRUFVDA	NSYPV42
47	2200	600	600	NSYVDA47U66E	-	NSYZUN66VDA	NSYRUFVDA	-
47	2200	600	800	NSYVDA47U68E	-	NSYZUN68VDA	NSYRUFVDA	-
47	2200	800	600	NSYVDA47U86E	-	NSYZUN86VDA	NSYRUFVDA	-
47	2200	800	800	NSYVDA47U88E	-	NSYZUN88VDA	NSYRUFVDA	-

VDA-E racks, RAL 9011 black

Installed enclosures

Number of U	Dimensions (mm) Height	Width	Depth	Rack with side panels	Rack without side panels	100 mm plinth	Handling wheels	Cable-gland trim
42	2000	600	600	NSYVDA42U66EN	-	NSYZUN66VDA	NSYRUFVDA	-
42	2000	600	800	NSYVDA42U68EN	-	NSYZUN68VDA	NSYRUFVDA	-
42	2000	600	1000	NSYVDA42U610EN	-	NSYZUN610VDA	NSYRUFVDA	-
42	2000	800	600	NSYVDA42U86EN	-	NSYZUN86VDA	NSYRUFVDA	NSYPV42
42	2000	800	800	NSYVDA42U88EN	-	NSYZUN88VDA	NSYRUFVDA	NSYPV42
42	2000	800	1000	NSYVDA42U810EN	-	NSYZUN810VDA	NSYRUFVDA	NSYPV42

VDA-E
Equipped and ready to use

Rack with side panels

- VDA-E racks,
- RAL 7035 Light Grey

NSYVDAC42U88E

Characteristics	Number of U	Height (mm)	Width (mm)	Depth (mm)	Ref. No
Rack with side panels	24	1200	600	600	**NSYVDA24U66E**
Rack with side panels	24	1200	600	800	**NSYVDA24U68E**
Rack with side panels	24	1200	600	1000	**NSYVDA24U610E**
Rack with side panels	24	1200	800	600	**NSYVDA24U86E**
Rack with side panels	24	1200	800	800	**NSYVDA24U88E**
Rack with side panels	24	1200	800	1000	**NSYVDA24U810E**
Rack with side panels	38	1800	600	600	**NSYVDA38U66E**
Rack with side panels	38	1800	600	800	**NSYVDA38U68E**
Rack with side panels	38	1800	800	600	**NSYVDA38U86E**
Rack with side panels	38	1800	800	800	**NSYVDA38U88E**
Rack with side panels	42	2000	600	600	**NSYVDA42U66E**
Rack with side panels	42	2000	600	800	**NSYVDA42U68E**
Rack with side panels	42	2000	600	1000	**NSYVDA42U610E**
Rack with side panels	42	2000	800	600	**NSYVDA42U86E**
Rack with side panels	42	2000	800	800	**NSYVDA42U88E**
Rack with side panels	42	2000	800	1000	**NSYVDA42U810E**
Rack with side panels	47	2200	600	600	**NSYVDA47U66E**
Rack with side panels	47	2200	600	800	**NSYVDA47U68E**
Rack with side panels	47	2200	800	600	**NSYVDA47U86E**
Rack with side panels	47	2200	800	800	**NSYVDA47U88E**

Rack without side panels

- VDA-E racks,
- RAL 7035 Light Grey

NSYVDAC42U88E

Characteristics	Number of U	Height (mm)	Width (mm)	Depth (mm)	Ref. No
Rack without side panels	42	2000	800	800	**NSYVDAC42U88E**

Rack with side panels

- VDA-E racks,
- RAL 9011 black

NSYVDA42U66EN

Characteristics	Number of U	Height (mm)	Width (mm)	Depth (mm)	Ref. No
Rack with side panels	42	2000	600	600	**NSYVDA42U66EN**
Rack with side panels	42	2000	600	800	**NSYVDA42U68EN**
Rack with side panels	42	2000	600	1000	**NSYVDA42U610EN**
Rack with side panels	42	2000	800	600	**NSYVDA42U86EN**
Rack with side panels	42	2000	800	800	**NSYVDA42U88EN**
Rack with side panels	42	2000	800	1000	**NSYVDA42U810EN**

VDA-E
Simple and Functional

NSYZUN66VDA

Plinths (F1)

- Plinth made from folded sheet steel, RAL 7011 dark grey, epoxy-polyester, textured, powder paint
- Plinth height: 100 mm
- Allows the assembly of standard levelling feet compatible with handling wheels reference NSYRUFPNPVDA
- Option of removing the 4 strips
- Side and rear strips equipped with a knock-out area for cable entry
- Front strip equipped with airing louvres.

Characteristics	Width (mm)	Depth (mm)	Simple and Functional
Plinths (F1)	600	600	**NSYZUN66VDA**
Plinths (F1)	600	800	**NSYZUN68VDA**
Plinths (F1)	600	1000	**NSYZUN610VDA**
Plinths (F1)	800	600	**NSYZUN86VDA**
Plinths (F1)	800	800	**NSYZUN88VDA**
Plinths (F1)	800	1000	**NSYZUN810VDA**

NSYRUFVDA

Handling wheels (M3)

- Set of 4 swivel wheels, 2 of which are equipped with a locking system
- Direct attachment under the bottom frame of the rack by M12 screws
- Height of the wheels: 105 mm.

Characteristics	Simple and Functional
Handling wheels (M3)	**NSYRUFVDA**


NSYPV24

Vertical trim strips with cable entries (H2)

- For enclosures with a width of 800 mm only
- Side cut-outs allowing the entry of cables every 250 mm. Knock-out entries on the front plate every 250 mm
- Assembly on the framework uprights providing aesthetic continuity between the framework and the 19" uprights positioned at least 100 mm away from the door
- RAL 7011 dark grey paint
- Cable-protection strips (not supplied) to be ordered separately
- Dismounting by 1/4-turn screws
- Set of 2 trim strips.

Characteristics	Number of U	Simple and Functional
Vertical trim strips with cable entries (H2)	24U	**NSYPV24**
Vertical trim strips with cable entries (H2)	33U	**NSYPV33**
Vertical trim strips with cable entries (H2)	42U	**NSYPV42**

VDA-L
Prepared for Ruko locking system

PB501545

PB501420

Introduction

VDA-L rack, RAL 7035 Light Grey
- **Designed for IT and video applications among others**
- **Height: 24U - 42U**
- **2 widths: 600 and 800 mm**
- **2 depths: 600 and 800**
- **Acceptable static load: 400 kg**
- **Dynamic load: 250 kg**
- **Color:**
  - light Grey (RAL 7035) for liningr
  - black (RAL 9011)
- **Protection rating: IP20**
  - protection against objects > 12.5 mm
  - no protection against liquids
- **Impact Potection: IK08**
  - impact energy = 5 joules
- **Certifications: in compliance with directive RoHs, with 19" standard IEC 60297-3-100 and EIA-310D**.

Rack composition
- Top and bottom frames, mechanically assembled by Torx screws to the vertical structure uprights, thus forming a rigid framework
- Base without blanking plate
- Cut-out roof, closed with a removable plate equipped with a brush gasket
- Glazed or front door, 4 mm Securit® glass, opening to 180°, 2-point lock with a key no. EK333 and handle. Hinges on the right as standard. Option of adding a third central locking point as an accessory, with reference **NSYAEDN3PVD**
- Single rear panel
- Side panels with quick installation and removal, locking by latches
- Top and bottom side cable glands flush with the structure
- Top and bottom side knock-out areas for cable entry, with a width of 800 mm
- Large opening on the bottom and large knock-out area on the rear for cable entry
- Levelling feet
- One pair of 19" uprights made from treated steel, installed 100 mm back from the front plate and depth-adjustable in steps of 25 mm
- Delivered on a pallet wrapped with film.

Composition of the rack without side panels
- Exactly the same composition as the above rack, but without the side panels.
- Coupling kit not supplied
- If coupling is required, use the coupling kit (ref. **NSYCUNVDA**) and the brush gasket (ref. **NSYCUNPL800** or **NSYCUNPL1000**) to close the cable entry left by the 2 side panels.

VDA-L racks, RAL 9011 black
- 1 height: 42U
- 1 width: 600 mm
- 1 depths: 1000 mm.

Rack composition
- Same composition to the above rack with glazed door
- Two pairs of 19" uprights made from treated steel, installed 100 mm back from the front plate and depth-adjustable in steps of 25 mm
- Delivered assembled.

VDA-L
Prepared for Ruko locking system overview

Selection guide
VDA-L racks, RAL 7035 Light Grey

Installed enclosures

Number of U	Dimensions (mm)			Rack with glazed door	Rack with plain door	19" uprights	100 mm plinth	Handling castors
	Height	Width	Depth					
24U	1200	600	800	**NSYVDA24U68L**	-	**NSYBR9F24**	**NSYZUN68VDA**	**NSYRUFVDA**
42U	2000	600	600	**NSYVDA42U66L**	**NSYVDA42U66LR**	**NSYBR9F42**	**NSYZUN66VDA**	**NSYRUFVDA**
42U	2000	600	800	**NSYVDA42U68L**	**NSYVDA42U68LR**	**NSYBR9F42**	**NSYZUN68VDA**	**NSYRUFVDA**
42U	2000	800	800	**NSYVDA42U88L**	**NSYVDA42U88LR**	**NSYBR9F42**	**NSYZUN88VDA**	**NSYRUFVDA**
42U	2000	800	600	**NSYVDA42U86L**	**NSYVDA42U86LR**	**NSYBR9F42**	**NSYZUN86VDA**	**NSYRUFVDA**

Selection guide
VDA-L racks, RAL 9011 black

Installed enclosures

Number of U	Dimensions (mm)			Rack with glazed door	100 mm plinth	Handling castors
	Height	Width	Depth			
42U	2000	600	1000	**NSYVDA42U610LN**	**NSYZUN610VDA**	**NSYRUFVDA**
42U	2000	800	1000	**NSYVDA42U810LN**	**NSYZUN810VDA**	**NSYRUFVDA**

Life Is On Schneider Electric

VDA-L
Prepared for Ruko locking system

NSYVDA24U68L

Rack with glazed door
- VDA-L racks,
- RAL 7035 Light Grey

Characteristics	Number of U	Height (mm)	Width (mm)	Depth (mm)	Ref. No
Rack with glazed door	24	1200	600	800	**NSYVDA24U68L**
Rack with glazed door	42	2000	600	600	**NSYVDA42U66L**
Rack with glazed door	42	2000	600	800	**NSYVDA42U68L**
Rack with glazed door	42	2000	800	800	**NSYVDA42U88L**
Rack with glazed door	42	2000	800	600	**NSYVDA42U86L**

NSYVDA42U66LR

Rack with plain door
- VDA-L racks,
- RAL 7035 Light Grey

Characteristics	Number of U	Height (mm)	Width (mm)	Depth (mm)	Ref. No
Rack with plain door	42	2000	600	600	**NSYVDA42U66LR**
Rack with plain door	42	2000	600	800	**NSYVDA42U68LR**
Rack with plain door	42	2000	800	800	**NSYVDA42U88LR**
Rack with plain door	42	2000	800	600	**NSYVDA42U86LR**

NSYVDA42U610LN

Rack with glazed door
- VDA-L racks,
- RAL 9011 black

Characteristics	Number of U	Height (mm)	Width (mm)	Depth (mm)	Ref. No
Rack with glazed door	42	2000	600	1000	**NSYVDA42U610LN**
Rack with glazed door	42	2000	800	1000	**NSYVDA42U810LN**

NSYZUN66VDA

Plinths (F1)
- Plinth made from folded sheet steel, RAL 7011 dark grey, epoxy-polyester, textured, powder paint
- Plinth height: 100 mm
- Allows the assembly of standard levelling feet compatible with handling wheels reference **NSYRUFPNPVDA**
- Option of removing the 4 strips
- Side and rear strips equipped with a knock-out area for cable entry
- Front strip equipped with airing louvres.

Characteristics	Width (mm)	Depth (mm)	Ref. No
Plinths (F1)	600	600	**NSYZUN66VDA**
Plinths (F1)	600	800	**NSYZUN68VDA**
Plinths (F1)	600	1000	**NSYZUN610VDA**
Plinths (F1)	800	600	**NSYZUN86VDA**
Plinths (F1)	800	800	**NSYZUN88VDA**
Plinths (F1)	800	1000	**NSYZUN810VDA**

NSYRUFVDA

Handling wheels (M3)
- Set of 4 swivel wheels, 2 of which are equipped with a locking system
- Direct fixing under the bottom frame of the rack by M12 screws
- Height of the wheels: 105 mm.

Characteristics	Ref. No
Handling wheels (M3)	**NSYRUFVDA**

Additional 19" uprights
- Assembly on the depthwise supports
- Depth adjustable in steps of 25 mm
- Set of 2 uprights and the fixings required for assembly
- For partial assembly use depth-support references **NSYSBRF66** to **NSYSBRF88**
- 9.5 mm square holes in the front panel.

NSYBR9F42

Characteristics	Number of U	Ref. No
Additional 19" uprights	24U	**NSYBR9F24**
Additional 19" uprights	42U	**NSYBR9F42**

VDS

19" server enclosure

Robust and ventilated



PB501631

P131339

Ventilated
The front and rear doors are microperforated across the width of the 19" uprights to guide the air flow through the equipment.
They allow above 80% of air through for optimal airing of the live components that equip the 19" rack.



PB501624

Rigidity and robustness
750 kg of acceptable static load.

P132763

Vertical cable manager (option)
Efficient vertical cable managers can be used to duct, support and hide fiber and copper cables in improving airflow.

PB501630

Adaptation and customisation
The configured offer allows you to equip the rack according to your needs:
- 2 framework models.
- 13 door models (microperforated double-door, etc.).
- 2 side panel models.

VDS
19" server enclosure
Robust and ventilated

The airing is adjustable and does not take up any units (1 to 9 fans).

PB501620

Innovating
The side cable entry is the most ergonomic and efficient solution on the market.
The top and bottom openings, flush with the structure, allow the strands to be prepared before installing the rack. These openings also allow for easy maintenance and are closed when the side panels are installed.


PB501622

Ergonomic
The routing of the cable entries is easier:
- Side cable entries at top and bottom, pre-cut.
- Rear cable entries at the bottom, pre-cut.
- Large opening on the roof, offset towards the rear and equipped with a blanking plate.
- Allows the integration of live equipment at the top and the entry of cables from the rear.
- Large opening at the bottom.


PB501628

Adaptable airing
The roof airing is depth adjustable and does not result in the loss of any units. Option of installing 1 to 9 fans according to the size of your enclosure.

PB501625

Safety
The latches of the panels can be equipped with a key locking system (the key is identical for all the doors).


PB501626

Smart
The pivot and guide system allows the panels to be returned to their place quickly, with maximum safety.


PB501627

Practical
Marking of the units on the front panel and on the side for quick installation of the equipment. The 19" uprights are easily depth-adjustable on the site.

Panels and doors can be installed and removed quickly by a single operator.

PB501623

Time saving
All the doors and panels can be installed and removed quickly. The cladding can be installed and removed by a single person. The feet can be adjusted from the inside.

PB501629

Accessories
The central openings on the roof and the base support allow multiple blanking plate combinations (plain, with brush or ventilated).
Option of installing the blanking plates with the roof plate thanks to the roof stand-offs.

VDS

19" server enclosure

Robust and ventilated



PB601631

Introduction

Technical characteristics

- **Folded and welded sheet-steel enclosure, textured, RAL 9011 black epoxy-polyester powder paint**
- **Earth continuity guaranteed, according to the standard**
- **Allowed air flow above 80%**
- **Acceptable static load: 750 kg**
- **Color: black (RAL 9011)**
- **Protection rating: IP20**
  - protection against objects > 12.5 mm
  - no protection against liquids
- **Impact Potection: IK10**
  - impact energy = 20 joules
- **Certifications: in compliance with directive RoHs, with 19" standard IEC 60297-3-100 and EIA-310D**

Rack composition

- Top and bottom frames, mechanically assembled by Torx screws to the vertical structure uprights, thus forming a rigid framework
- Base without blanking plate
- Cut-out roof, closed with a blanking plate with dismountable brush gasket
- Reversible microperforated front and rear door, opening to 180°, 2-point locking system with a handle and a key no. 333. Hinges on the right as standard
- Side panels, with quick installation and removal, closing by latches
- Top and bottom side cable entries flush with the structure
- Top and bottom side knock-out areas for cable entry, with a width of 800 mm
- Large opening on the bottom and large knock-out area on the rear for cable entry
- Levelling feet installed
- Four 19" uprights made from treated steel, installed 100 mm back from the front plate and depth-adjustable in steps of 25 mm
- Earthing kit installed
- Delivered on a pallet wrapped with film
- Composition of the rack without side panels
- Exactly the same composition as the above rack, but without the side panels
- Coupling kit not supplied
- If coupling is required, use coupling kit ref. **NSYCUNVDA** and brush gasket (ref. **NSYCUNPL800** or **NSYCUNPL1000**) to close the cable entry left by the 2 side panels.

VDS
19" server enclosure
Robust and ventilated, Overview

Selection guide

Server rack with and without side panels

Installed enclosures

Number of U	Dimensions (mm)			Rack with side panels	Rack without side panels	100 mm plinth	Stand-off plinth for raised floor
	Height	Width	Depth				
24	1200	600	1000	**NSYVDS24U610N**	-	**NSYZUN610VDA**	**NSYAEBP2F610**
24	1200	800	800	**NSYVDS24U88N**	-	**NSYZUN88VDA**	**NSYAEBP2F88**
24	1200	800	1000	**NSYVDS24U810N**	-	**NSYZUN810VDA**	**NSYAEBP2F810**
42	2000	600	800	**NSYVDS42U68N**	-	**NSYZUN68VDA**	**NSYAEBP2F68**
42	2000	600	1000	**NSYVDS42U610N**	-	**NSYZUN610VDA**	**NSYAEBP2F610**
42	2000	800	800	**NSYVDS42U88N**	-	**NSYZUN88VDA**	**NSYAEBP2F88**
42	2000	800	1000	**NSYVDS42U810N**	**NSYVDSC42U810N**	**NSYZUN810VDA**	**NSYAEBP2F810**

Configured

- Configuration service: save time and rather remain focussed on your installation, letting us configure the
product, color and accessories and their installation.
- One single order, one single delivery

See page 248

Specific

- Specific service: tailor-made enclosures; we specify the enclosure dimensions (15U rack, 400 mm depth, etc.), knock-outs, configuration, color and accessories and their installation for you.
- One single order, one single delivery.

See page 253

VDS

19" server enclosure
Robust and ventilated

NSYVDS24U88N

Rack with side panels

Characteristics	Number of U	Height (mm)	Width (mm)	Depth (mm)	Ref. No
Rack with side panels	24	1200	800	800	**NSYVDS24U88N**
Rack with side panels	24	1200	800	1000	**NSYVDS24U810N**
Rack with side panels	42	2000	600	800	**NSYVDS42U68N**
Rack with side panels	42	2000	600	1000	**NSYVDS42U610N**
Rack with side panels	42	2000	800	800	**NSYVDS42U88N**
Rack with side panels	42	2000	800	1000	**NSYVDS42U810N**

Rack without side panels

Characteristics	Number of U	Height (mm)	Width (mm)	Depth (mm)	Ref. No
Rack without side panels	42	2000	800	1000	**NSYVDS24U88N**

NSYZUN88VDA

Plinths (F1)

- Plinth made from folded sheet steel, RAL 7011 dark grey, epoxy-polyester, textured, powder paint
- Plinth height: 100 mm
- Allows the assembly of standard levelling feet compatible with handling wheels reference **NSYRUFPNPVDA**
- Option of removing the 4 strips
- Side and rear strips equipped with a knock-out area for cable entry
- Front strip equipped with airing louvres.

Characteristics	Width (mm)	Depth (mm)	Ref. No
Plinths (F1)	600	800	**NSYZUN68VDA**
Plinths (F1)	600	1000	**NSYZUN610VDA**
Plinths (F1)	800	800	**NSYZUN88VDA**
Plinths (F1)	800	1000	**NSYZUN810VDA**

NSYAEBP2F68

Stand-off plinth for raised floor

- Folded and welded sheet-steel frame, RAL 9005 black, epoxy-polyester, textured, poxder paint
- Delivered with feet adjustable from 0 to 60 mm with holes for fixing to the floor
- Can support Actassi VDA, Actassi VDS, Spacial SM and Spacial SF enclosures
- Standard adjustment for heights from 200 mm to a maximum of 300 mm in steps of 25 mm
- Acceptable static load: 1000 kg
- To adjust heights from 335 to 435 mm, use feet reference **NSYAEBP2F4F**.

Characteristics	Width (mm)	Depth (mm)	Ref. No
Stand-off plinth for raised floor	600	800	**NSYAEBP2F68**
Stand-off plinth for raised floor	600	1000	**NSYAEBP2F610**
Stand-off plinth for raised floor	800	800	**NSYAEBP2F88**
Stand-off plinth for raised floor	800	1000	**NSYAEBP2F810**

Patching frame
Overhead patching frame



The Actassi 19” overhead patching frame allows you to use the empty space above the enclosure. Just mount the frame onto the tray, either vertically or at an angle. For mounting on Defem mesh trays, use the Defem B1 fitting. Install patch panels and make the entire enclosure beneath available for server hosting. The patching frame now works as a consolidation point, enabling flexible cabling layout as well as convenient addition of new enclosures and servers.



Robust cord managers for bending radius protection.

Large label for clear visibility from the ground.



For maximum convenience, the brackets enable vertical or angled mounting of the frame.

VDA/VDS
EA accessories
Locking systems

NSYSTVDA

Locking system (P1)
- Allows the locking of a side panel and the rear panel.
- Lock with key no. 333 with escutcheon plate
- It is installed on the opening latches of the side and rear panels
- Delivery of 2 locks per panel.

Ref. No	Characteristics
NSYSTVDA	Locking system (P1)

NSYAEDN1DVD

Adapter for 2-point locking system handle
- Assembly on the rear of the handle for doors with 2-point locking system as standard on Actassi VDA-E or Actassi VDS
- Adapter supplied without the insert.

Adapter	Ref. No	Characteristics
DIN half-cylinder	**NSYAEDN1DVD**	Adapter for 2-point locking system handle
ASSA	**NSYAEDN1AVD**	Adapter for 2-point locking system handle
KABA	**NSYAEDN1KVD**	Adapter for 2-point locking system handle

NSYAEDNH2124EVD

Key insert for 2-point locking system
- Assembly on the handle for doors with 2-point locking system as standard on the Actassi
- VDA-E front door or on Actassi VDS.

Key no.	Ref. No	Characteristics
2124E	**NSYAEDNH2124EVD**	Key insert for 2-point locking system

NSYAEDN3PVD

3rd closure point for handle
- Assembly on the handle for doors with 2-point locking system as standard on the Actassi
- VDA-E front door or on Actassi VDS
- Provides a 3rd locking point (central).

References	Characteristics
NSYAEDN3PVD	3rd locking point for handle

NSYAEDN2124EVD

Key insert for 1-point locking system
- Assembly on the handle for doors with 1-point locking system as standard on the Actassi
- VDA or on Actassi VDA-B or on the Actassi VDA-E rear door.

Key no.	References	Characteristics
2124E	**NSYAEDN2124EVD**	Key insert for 1-point locking system

Life Is On Schneider Electric

VDA/VDS
EA accessories
Cladding

NSY2PLVDC24U6

NSY2PLVDC42U8N

Side panels
- Panels made from folded sheet steel with plastic obturators at the ends, epoxy-polyester, textured, powder paint
- Panels with quick assembly and removal by latches
- Unit of 2 panels delivered in cardboard packaging
- Option of installing a lock with key ref. **NSYSTVDA**.

Number of U	Height (mm)	Depth (mm)	RAL 7035 light grey	Characteristics
24U	1200	600	**NSY2PLVDC24U6**	Side panel, RAL 7035 light grey
24U	1200	1000	**NSY2PLVDC24U10**	Side panel, RAL 7035 light grey
33U	1600	600	**NSY2PLVDC33U6**	Side panel, RAL 7035 light grey
42U	2000	600	**NSY2PLVDC42U6**	Side panel, RAL 7035 light grey
42U	2000	800	**NSY2PLVDC42U8**	Side panel, RAL 7035 light grey
42U	2000	1000	**NSY2PLVDC42U10**	Side panel, RAL 7035 light grey
42U	2000	800	**NSY2PLVDC42U8N**	Side panel, RAL 9011 black
42U	2000	1000	**NSY2PLVDC42U10N**	Side panel, RAL 9011 black

NSYAEPX42U8

100 mm rear extension kit (D20)
- Frame made from folded sheet steel, RAL 7035 light grey, epoxy-polyester, textured, powder paint
- Assembly on the rear of the enclosure framework
- Allows the assembly of a door or a panel
- Allows depths of 700, 900 and 1100 mm
- Delivered with assembly instructions
- Please consult us for other sizes.

Height (mm)	Width (mm)	Ref. No	Characteristics
250	600	**NSYAEPX42U8**	100 mm rear extension kit (D20)

VDA/VDS
EA accessories
Coupling



NSYCUNVDA

Coupling kit (R1)

- Kit to be used when coupling two racks side by side
- Kit made up of 4 flanges and the fixings required for assembly.

Ref. No	Characteristics
NSYCUNVDA	**Coupling kit (R1)**

NSYCUNPL800

Blanking brush gasket for the cable entries between coupled racks

- Blanking plate with brush gasket
- Assembly on the top or bottom frame between two coupled racks, on the cable entry left by the 2 side panels

Supply:
Delivered with the fixings required for installation.

Depth (mm)	Ref. No	Characteristics
800	**NSYCUNPL800**	Blanking brush gasket for the cable entries between coupled racks
1000	**NSYCUNPL1000**	Blanking brush gasket for the cable entries between coupled racks

VDA/VDS
EA accessories
Cable management and cladding


NSYPV24

Vertical trim strips with cable entries (H2)
- For enclosures with a width of 800 mm only
- Side cut-outs allowing the entry of cables every 250 mm. Knock-out entries on the front plate every 250 mm
- Assembly on the framework uprights providing aesthetic continuity between the framework and the 19" uprights positioned at least 100 mm away from the door
- RAL 7011 dark grey paint
- Cable-protection strips (not supplied) to be ordered separately
- Dismounting by 1/4-turn screws
- Set of 2 trim strips.

Number of U	Ref. No	Characteristics
24U	**NSYPV24**	Vertical trim strips with cable entries (H2)
33U	**NSYPV33**	Vertical trim strips with cable entries (H2)
42U	**NSYPV42**	Vertical trim strips with cable entries (H2)


NSYAEPF42U8

Structure trim strips (H3)
- For enclosures with widths of 600 and 800 mm
- Assembly on the framework guarantees aesthetic continuity between the framework and the 19" uprights
- RAL 7011 dark grey paint
- They do not allow the assembly of a door or a panel
- Set of 2 trim strips
- Please consult us for other sizes.

Supply:
(Incompatible with Actassi VDS)

Number of U	Width (mm)	Ref. No	Characteristics
42U	**800**	**NSYAEPF42U8**	Structure trim strips (H3)

NSYTVRN42U

Vertical trim strips with cable entries
(Incompatible with Actassi VDS)
- For enclosures with a width of 800 mm only
- Cut-outs on front panel allowing the entry of cables
- Assembly on the 19" uprights by modifying the position of the 19" upright supports
- RAL 7035 light grey paint
- Cable-protection strips (not supplied) to be ordered separately
- Set of 2 trim strips
- Please consult us for other sizes.

Number of U	References	Characteristics
42U	**NSYTVRN42U**	Vertical trim strips with cable entries

VDA/VDS
EA accessories
Wall and floor fixing accessories

NSYCFM

Fixing kit
- Allows the rack to be fixed to the floor and/or to the wall

Supply:
Delivered with assembly instructions.

Ref. No	Characteristics
NSYCFM	Fixing kit

NSYCFRS

Wall-mounting kit for Actassi enclosures
- Allows wall-mounted of enclosures from 6U to 29U, with a depth of 600 mm
- The kit includes 2 brackets
- Maximum load inside the rack: 100 kg.

Supply:
Delivered with the fixings required for installation.

depth (mm)	Ref. No	Characteristics
600	**NSYCFRS**	Wall-mounted kit for Actassi enclosures

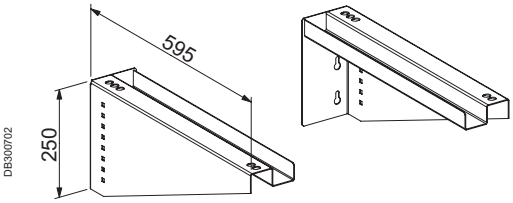

Life Is On Schneider Electric

VDA/VDS
EA accessories
Roof and base accessories

NSYTSPC450

Plain roof plate (E1)
- Removable plate made from folded sheet steel, RAL 7035 light grey, epoxy-polyester, textured, powder paint
- Plate delivered assembled on the framework
- Option of installing roof stand-offs (reference **NSYEX206**) and blanking plates.

Ref. No	Characteristics
NSYTSPC450	Plain roof plate (E1)

NSYTSP450

Roof plate with brush gasket (E2)
- Removable plate made from folded sheet steel, RAL 7035 light grey, epoxy-polyester, textured, powder paint, equipped with a brush gasket for cable entry
- Plate delivered assembled on the framework
- Option of installing roof stand-offs (reference **NSYEX206**) and blanking plates.

Dimensions	Ref. No	Characteristics
75 x 400 mm	**NSYTSP450**	Roof plate with brush gasket (E2)

NSYEX206

Roof plate elevators for aeration (Q1)
- Direct fixing between the roof and the roof plate
- Stand-offs to be ordered with a minimum of 100 pieces.

Height (mm)	Ref. No	Characteristics
20	**NSYEX206**	Roof plate elevators for aeration (Q1)


NSYEC440

Plain blanking plate (J1) (K1)
- Fixing on the internal surface of the base or roof
- Can be combined with other types of blanking plates
- Treated sheet steel

Supply:
Delivered with the fixings required for installation.

Ref. No	Characteristics
NSYEC440	Plain blanking plate (J1) (K1)

NSYECP440

Blanking plate with brush gasket (J2) (K2) (L1)
- Fixing on the internal surface of the base or roof or on a 6U knock-out panel of the reduced rear door
- Can be combined with other types of blanking plates
- Treated sheet steel

Supply:
Delivered with the fixings required for installation.

Dimensions	Ref. No	Characteristics
75 x 400 mm	**NSYECP440**	Blanking plate with brush gasket (J2) (K2) (L1)


NSYECAV440

Blanking plate with airing louvres (J5) (K3) (L4)
- Fixing on the internal surface of the base or roof or on a 6U knock-out panel of the reduced rear door
- Can be combined with other types of blanking plates
- Treated sheet steel

Supply:
Delivered with the fixings required for installation.

Ref. No	Characteristics
NSYECAV440	Blanking plate with airing louvres (J5) (K3) (L4)

VDA/VDS
EA accessories
Roof and base accessories

NSYECPL600

Brush gaskets for cable entry on the side panels
- Set of 2 brush gaskets
- Assembly instead of the plastic obturators, at the top or bottom of the side panels
- Cable-entry width: 35 mm.

Depth (mm)	Ref. No	Characteristics
600	**NSYECPL600**	Brush gaskets for cable entry on the side panels
800	**NSYECPL800**	Brush gaskets for cable entry on the side panels
1000	**NSYECPL1000**	Brush gaskets for cable entry on the side panels

NSYJPSVD

Brush gasket for a knock-out area
- Assembly on the knock-out areas for cable entry
- Cable-entry width: 75 mm.

Ref. No	Characteristics
NSYJPSVD	Brush gasket for a knock-out area

NSYVL400

Airing plate for a knock-out area
- Fixing to the knock-out areas for cable entry
- 2 fans installed wired with a terminal block, protection grille and 3-m power cord
- Treated sheet steel
- Noise level: 34 dB (A)
- Flow rate of 35 m3/h for each fan
- Cannot be used directly with UK PDU.

Supply:
Delivered with the fixings required for installation.

Ref. No	Characteristics
NSYVL400	Airing plate for a knock-out area

NSYECS400

Blanking plate for a knock-out area
- Treated sheet steel
- Assembly on the knock-out areas for cable entry.

Ref. No	Characteristics
NSYECS400	Blanking plate for a knock-out area

NSYTPV

Sheet-edge protection strip
- 10-m roll of rubber protection strip.

Ref. No	Characteristics
NSYTPV	Sheet-edge protection strip


NSYAELYM12VD

Hoisting accessories, lifting eyes
- Set of 4 lifting eyes
- Fixing to the framework of the rack
- Maximum load: 360 kg for 4 eyes (slinging at 60°)
- Ø M12.

Ref. No	Characteristics
NSYAELYM12VD	Hoisting accessories

Life Is On Schneider Electric

VDA/VDS
EA accessories
Roof and base accessories

Blanking plates with or without fans, Ø 120 mm (J3) (J4) (L2) (L3)

- Fixing on the internal surface of the base or roof or on a 6U knock-out panel of the reduced rear door
- Equipped with 2 or 3 fans, free flow of 170 m3/h each, 220 V-50/60 Hz, installed wired with terminal board. A 3-m power cord is supplied, installed
- Can be combined with other types of blanking plates
- Treated sheet steel
- Noise level: 34 dB (A)
- 1U front panel with thermostat
- Cannot be used directly with UK PDU.

Supply:
Delivered with the fixings required for installation.

NSYECVT2440



Characteristics	Ref. No
2 positions without fan	**NSYECVT2440**
2 positions with 2 fans	**NSYECVT2V440**
3 positions without fan	**NSYECVT3440**
3 positions with 3 fans	**NSYECVT3V440**

Filter for ventilated blanking plate

- It is fixed on top of the ventilated plates or the plates with airing louvres.

NSYFECVT440

haracteristics	Ref. No
Filter for ventilated blanking plate	**NSYFECVT440**

Filter for ventilated blanking plate

Top frame - 3 blanking plates

Width	Depth	Example 1	Example 2	Example 3	Example 4
600 mm 800 mm	600 mm 800 mm 1000 mm	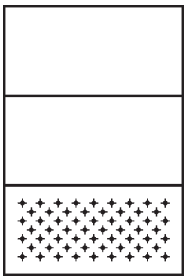		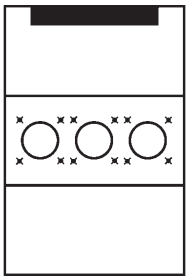	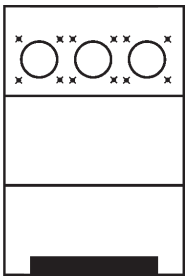
Cut-out => 400 x 450 mm		400 mm	400 mm	400 mm	400 mm

3 x 150 mm

Bottom frame - 2 Blanking plates

Width	Depth	Example 1	Example 2	Example 3	Example 4
600 mm 800 mm	600 mm			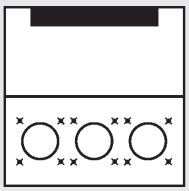	
Cut-out => 400 x 300 mm		400 mm	400 mm	400 mm	400 mm

2 x 150 mm

Bottom frame - 3 Blanking plates

Width	Depth	Example 1	Example 2	Example 3	Example 4
600 mm 800 mm	800 mm 1000 mm	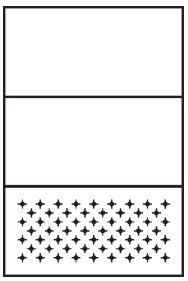		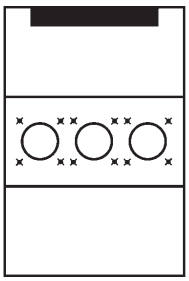	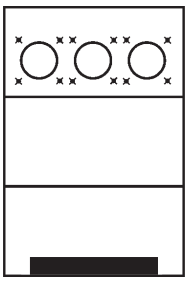
Cut-out => 400 x 450 mm		400 mm	400 mm	400 mm	400 mm

3 x 150 mm

VDA/VDS
EA accessories
Installation Supports

Additional 19" uprights

- Assembly on the depthwise supports
- Depth adjustable in steps of 25 mm
- Set of 2 uprights and the fixings required for assembly
- For partial assembly use depth-support references NSYSBRF66 to NSYSBRF88
- 9.5 mm square holes in the front panel.

NSYBR9F12

Characteristics	Number of U	Ref. No
Additional 19" uprights	12U	**NSYBR9F12**
Additional 19" uprights	21U	**NSYBR9F21**
Additional 19" uprights	24U	**NSYBR9F24**
Additional 19" uprights	29U	**NSYBR9F29**
Additional 19" uprights	33U	**NSYBR9F33**
Additional 19" uprights	38U	**NSYBR9F38**
Additional 19" uprights	42U	**NSYBR9F42**
Additional 19" uprights	47U	**NSYBR9F47**

Adhesive strip for marking the U

- Set of 10 self-adhesive strips
- Attached on the front panel of the 19" upright
- Allows the units to be numbered
- Length: 42U.

NSYENU

Characteristics	Ref. No
Adhesive strip for marking the U	**NSYENU**

Additional 19" upright supports

- Assembly in intermediate position on the framework to reinforce the rigidity of the 19" rack and/or to support the cables
- Set of 2 supports and the fixings required for assembly.

NSYSBRF66

NSYSBRF86

Characteristics	Rack width (mm)	Rack depth (mm)	Ref. No
Additional 19" upright supports	600	600	**NSYSBRF66**
Additional 19" upright supports	600	800	**NSYSBRF68**
Additional 19" upright supports	600	1000	**NSYSBRF610**
Additional 19" upright supports	800	600	**NSYSBRF86**
Additional 19" upright supports	800	800	**NSYSBRF88**
Additional 19" upright supports	800	1000	**NSYSBRF810**

Life Is On Schneider Electric

VDA/VDS
EA accessories
Installation Supports

NSYBR9F2U6

Fixed partial 19" uprights
- Height: 2U
- Direct assembly on the framework of the rack, 100 mm back from the front panel
- Treated sheet steel
- Set of 2 uprights and the fixings required for assembly.

Characteristics	Number of U	Rack width (mm)	Ref. No
Fixed partial 19" uprights	2	600	**NSYBR9F2U6**
Fixed partial 19" uprights	2	800	**NSYBR9F2U8**

NSYBMF68

Metric uprights
- Direct assembly on the framework, with the help of the metric uprights, instead of the 19" uprights
- Set of 2 uprights and the fixings required for assembly
- Depth adjustable in steps of 25 mm.

Characteristics	Number of U	Rack height (mm)	Ref. No
Metric uprights	68	1800	**NSYBMF68**


NSYTVPSL6

Cable-support cross-rails on framework (N)
- Direct assembly on the framework of the enclosure
- Allow cables to be secured using cable ties
- Treated sheet steel
- Set of 2 cross-rails and the fixings required for assembly.

Characteristics	Rack width (mm)	Rack depth (mm)	Ref. No
Cable-support cross-rails on framework (N)	600	-	**NSYTVPSL6**
Cable-support cross-rails on framework (N)	800	-	**NSYTVPSL8**
Cable-support cross-rails on framework (N)	-	600	**NSYTVPSP6**
Cable-support cross-rails on framework (N)	-	800	**NSYTVPSP8**
Cable-support cross-rails on framework (N)	-	1000	**NSYTVPSP10**

VDA/VDS
EA Base accessories

NSYPNVDA

Standard levelling feet (M1)
- Set of 4 feet
- Steel feet, height adjustable, from the inside of the rack
- Direct fixing, under the bottom frame or under the plinth of the rack, by M12 screws
- Height: 30 mm.

Ref. No	Characteristics
NSYPNVDA	Standard levelling feet (M1)

NSYPRVDA

Anti-vibration levelling feet (M2)
- Batch of 4 feet
- Steel feet, height adjustable, with rubber collar for absorbing vibrations
- Direct fixing, under the bottom frame by M12 screws
- Height 80 mm.

Ref. No	Characteristics
NSYPRVDA	Anti-vibration levelling feet (M2)

NSYRUFVDA

Handling wheels (M3)
- Batch of 4 swivel castors, 2 of which are equipped with a locking system
- Direct fixing under the bottom frame of the rack by M12 screws
- Height of the castors: 105 mm.

Ref. No	Characteristics
NSYRUFVDA	Handling wheels (M3)

NSYRUFPNPVDA

Foot-wheels adaptation kit for plinth (M4)
- Kit made up of 4 adaptation parts, 4 castors without brakes, and fixings
- Allows simultaneous assembly of castor reference **NSYRUFVDA** and levelling foot reference **NSYRUFPNVDA**
- Direct assembly on the base of an enclosure equipped with a plinth
- Use the levelling feet installed as standard on the rack
- Material: treated sheet steel.

Ref. No	Characteristics
NSYRUFPNPVDA	Foot-wheels adaptation kit for plinth (M4)

NSYRUFPNVDA

Foot and wheels kit for rack
- Kit made up of 4 castors without brakes and supports for accommodating the positioning feet
- Allows direct assembly on the base of the rack.
- Allows simultaneous assembly of the castors and levelling feet
- Use the levelling feet installed as standard on the rack
- Height of the castors: 105 mm.

Ref. No	Characteristics
NSYRUFPNVDA	Foot and wheels kit for rack

Life Is On Schneider Electric

VDA/VDS
EA Base accessories

NSYZUN66VDA

Plinths (F1)
- Plinth made from folded sheet steel, RAL 7011 dark grey, epoxy-polyester, textured, powder paint
- Plinth height: 100 mm
- Allows the assembly of standard levelling feet compatible with handling wheels reference **NSYRUFPNPVDA**
- Option of removing the 4 strips
- Side and rear strips equipped with a knock-out area for cable entry
- Front strip equipped with airing louvres.

Characteristics	Width (mm)	Depth (mm)	Ref. No
Plinths (F1)	600	600	**NSYZUN66VDA**
Plinths (F1)	600	800	**NSYZUN68VDA**
Plinths (F1)	600	1000	**NSYZUN610VDA**
Plinths (F1)	800	600	**NSYZUN86VDA**
Plinths (F1)	800	800	**NSYZUN88VDA**
Plinths (F1)	800	1000	**NSYZUN810VDA**

NSYZUNA800VDA

Anti-tilt accessory (F2)
- It is fixed to a standard plinth, on the front or rear panel
- Two adjustable anti-tilt feet
- Material: folded sheet, RAL 7011 dark grey, epoxy-polyester, textured, powder paint.

Characteristics	Depth (mm)	Ref. No
Anti-tilt accessory (F2)	800	**NSYZUNA800VDA**
Anti-tilt accessory (F2)	1000	**NSYZUNA1000VDA**

NSYJPSVD

Brush gasket for the cable entries of the plinth
- It is fixed to the knock-out areas for the cable entries
- Delivery by unit.

Characteristics	Entry width (mm) x L	Ref. No
Brush gasket for the cable entries of the plinth	75 x 400	**NSYJPSVD**

NSYAEBP2F68

Stand-off plinth for raised floor
- Folded and welded sheet-steel frame, RAL 9005 black, epoxy-polyester, textured, powder paint
- Delivered with feet adjustable from 0 to 60 mm with holes for fixing to the floor
- Can support Actassi VDA, Actassi VDS, Spacial SM and Spacial SF enclosures
- Standard adjustment for heights from 200 mm to a maximum of 300 mm in steps of 25 mm
- Acceptable static load: 1000 kg
- To adjust heights from 335 to 435 mm, use feet reference **NSYAEBP2F4F**.

Characteristics	Width (mm)	Depth (mm)	Ref. No
Stand-off plinth for raised floor	600	800	**NSYAEBP2F68**
Stand-off plinth for raised floor	600	1000	**NSYAEBP2F610**
Stand-off plinth for raised floor	800	800	**NSYAEBP2F88**
Stand-off plinth for raised floor	800	1000	**NSYAEBP2F810**

NSYAEBP2F4F

Set of 4 feet for stand-off plinths
- Folded and welded sheet-steel feet, textured, RAL 9005 black epoxy-polyester powder paint
- They are installed on the stand-off plinths for raised floor, reusing the levelling feet delivered with the plinth
- Acceptable static load: 1000 kg on 4 feet.

Characteristics	Ref. No
Set of 4 feet for stand-off plinths	**NSYAEBP2F4F**

NSYAEBP2FS6

Floor-panel support bracket
- Set of 2 brackets made from folded sheet steel painted RAL 9005 black
- They are installed across the width and/or depth on the stand-off plinth to support the panels of the raised floor
- Height adjustment ± 30 mm.

Characteristics	Width (mm)	Depth (mm)	Ref. No
Floor-panel support bracket	600	600	**NSYAEBP2FS6**
Floor-panel support bracket	800	800	**NSYAEBP2FS8**
Floor-panel support bracket	1000	1000	**NSYAEBP2FS10**

Universal accessories

Mounting components

Equipment support

PB500189

Fixings for 19" racks

Page
223

PB501477

Fixed 19" trays

Page
225

Equipment support



PB500190

Telescopic 19" trays

Page
225

Power-distribution

Current distribution

PB501479

19" distribution rail with or without protection

Page
228

Modular distribution

PB501480

19" front plates for modular circuit breakers

Page
231

Cable-management plates

19" cover plate

PB501481

19" cover plates
Painted steel: 1.5 mm

Page
237



PB501482

19" cover plates with airing louvres
Steel 1.5 mm

Page
237

Life Is On Schneider Electric

Universal accessories

Cable-management

Cable distribution

PB501483

1U or 2U 19" front panels with cable-gland openings

Page
235 - 236

PB501484

1U 19" cable-gland front panels with brush gasket

Page
235

Cable management

PB501485

1U 19" front panels with insulating guides

Page
235

PB501486 PB501487



1U 19" front panels with metal guides or with cable ducting

Page
242

Thermal-management

19" thermostats

PB501488

1U front panel with switch and thermostat

Page
237

PB501489

1U front panel with digital thermostat

Page
237

Cable-management plates

Lighting

PB101706

Lamp to be fixed on 19"

Page
240

4

Universal accessories
Earth connection

NSYAEECS

Earthing strip (Y)
- Two models available:
  - insulated: 10 x 5 mm brass bar with 40 connection points by screws for lugs (screws not installed)
  - non-insulated: stainless-steel bar ref. **NSYAEEC1UF**, connection by Faston lug 6.5 or by copper bar with caged terminal ref. **NSYAEEC1UN**
- Fixing to the 19" rack or to the framework
- Length: 480 mm
- Delivered with fixings
- Strip reference N**SYAEEC1UN** is equipped with caged terminal blocks.

Characteristics	Insulated	Ref. No
Earthing strip (Y)	Yes	**NSYAEECS**
Earthing strip (Y)	No	**NSYAEEC1UF**
Earthing strip (Y)	No	**NSYAEEC1UN**

NSYAEEC100C

Earthing claws
- Set of 100 pieces
- Provides earthing continuity of the front panels and blanking plates.

Note:
it is the installer's responsibility to help ensuring earth continuity and connection.

Characteristics	Ref. No
Earthing claws	**NSYAEEC100C**

NSYCTVDA

Earthing kit for Actassi VDA / VDS
- Kit for earthing the cladding pieces of the enclosure
- Assembly on all the doors of the enclosure to comply with standard IEC 62208, Section 9.10 regarding the continuity of the protection circuit
- Brass and copper lugs
- Green-yellow PVC insulated sheath.

Note:
it is the installer's responsibility to help ensuring earth continuity and connection.

Characteristics	Ref. No
Earthing kit for Actassi VDA / VDS	**NSYCTVDA**

Life Is On Schneider Electric

Universal accessories
Fixing components

For fixing components to the rear of the 19" uprights.

NSYGFR12M65

Nuts for 19" uprights
- Set of 50 M6 caged nuts
- Bag of M6 caged nuts for 12 mm square holes

(holes on the rear of the 19" uprights).

Characteristics	Set of	Ref. No
Nuts for 19" uprights	50	**NSYGFR12M65**

NSYGFR95M63

Fixings for 19" rack
- They allow 19" accessories to be mounted
- Caged nut compatible with 8.5 x 8.5 mm and 9.5 x 9.5 mm holes.

Characteristics	Set of	Ref. No
M6 screws + washers + nuts	30	**NSYGFR95M63**
M6 caged nuts	100	**NSYCN9M625**
M6 screws + washers + nuts	50	**NSYGFR95M65**
M5 screws + washers + nuts	50	**NSYGFR95M55**

Universal accessories
Shelves

Compatible only with floor-standing enclosures

Fixed perforated and plain 19" trays, 1U

- Fixing by attachment without tools between the front and rear 19" uprights
- Sheet steel, RAL 7035 or RAL 7016 grey paint
- Acceptable load: 100 kg
- Option of installing a handle reference **NSYASR3U** on the front panel and a guide reference **NSYGCA46** on the rear panel **page 232**

Note:
(1) –100 ...+50 mm, adjustable in steps of 25 mm.

NSYBBF1U40P

NSYBBF1U40

Characteristics	Rack depth (mm)	Fixing center-to-center distance (mm)	Color	Ref. No
Perforated 19" tray	600-800-1000	258 (1)	RAL 7035	**NSYBBF1U40P**
Perforated 19" tray	800-1000	458 (1)	RAL 7035	**NSYBBF1U60P**
Perforated 19" tray	1000	658 (1)	RAL 7035	**NSYBBF1U80P**
Plain 19" tray	600-800-1000	258 (1)	RAL 7035	**NSYBBF1U40**
Plain 19" tray	800-1000	458 (1)	RAL 7035	**NSYBBF1U60**
Plain 19" tray	1000	658 (1)	RAL 7035	**NSYBBF1U80**
Perforated 19" tray	600-800-1000	258 (1)	RAL 7016	**NSYBBF1U40PG**
Perforated 19" tray	800-1000	458 (1)	RAL 7016	**NSYBBF1U60PG**
Perforated 19" tray	1000	658 (1)	RAL 7016	**NSYBBF1U80PG**

Telescopic perforated and plain 19" trays, 1U

- Fixing by attachment without tools between the front and rear 19" uprights
- Fixing on the telescopic slides supplied
- Sheet steel, RAL 7035 or RAL 7016 grey paint
- Acceptable load: 45 kg
- Option of installing a handle reference **NSYASR3U** on the front panel and a guide reference **NSYGCA46** on the rear panel **page 232**

Note:
- Slides delivered with the tray.
- -100 ...+50 mm, adjustable in steps of 50 mm.

NSYBBT1U40P

NSYGT40

Characteristics	Mounting on slides (1)	Rack depth (mm)	Fixing center-to-center distance (mm)	Color	Ref. No
Perforated 19" tray	NSYGT40	600-800-1000	258 (2)	RAL 7035	**NSYBBT1U40P**
Perforated 19" tray	NSYGT60	800-1000	458 (2)	RAL 7035	**NSYBBT1U60P**
Perforated 19" tray	NSYGT80	1000	658 (2)	RAL 7035	**NSYBBT1U80P**
Plain 19" tray	NSYGT40	600-800-1000	258 (2)	RAL 7035	**NSYBBT1U40**
Plain 19" tray	NSYGT60	800-1000	458 (2)	RAL 7035	**NSYBBT1U60**
Plain 19" tray	NSYGT80	1000	658 (2)	RAL 7035	**NSYBBT1U80**
Perforated 19" tray	NSYGT40	600-800-1000	258 (1)	RAL 7016	**NSYBBT1U40PG**
Perforated 19" tray	NSYGT60	800-1000	458 (1)	RAL 7016	**NSYBBT1U60PG**
Perforated 19" tray	NSYGT80	1000	658 (1)	RAL 7016	**NSYBBT1U80PG**

Handle for telescopic 19" tray

- Plastic material, RAL 7011 dark grey

Supply:
Delivered with fixings..

NSYASR3U

Characteristics	Ref. No
Handle for telescopic 19" tray	**NSYASR3U**

Life Is On Schneider Electric

Universal accessories
Shelves

Compatible only with floor standing enclosures


NSYBF1U25P

1U and 2U fixed 19" tray
- Fixing to the front or rear uprights of the 19" rack
- Heel of 5 mm
- Sheet steel, RAL 7035 or RAL 7016 grey paint

Characteristics	Number of U	Depth (mm)	Load (kg)	Color	Ref. No
Fixed 19" tray	1U	250	15	RAL 7035	**NSYBF1U25P**
Fixed 19" tray	2U	250	20	RAL 7035	**NSYBF2U25P**
Fixed 19" tray	2U	380	20	RAL 7035	**NSYBF2U40P**
Fixed 19" tray	2U	250	20	RAL 7016	**NSYBF2U25PG**
Fixed 19" tray	2U	380	20	RAL 7016	**NSYBF2U40PG**

NSYBT2U25P

2U telescopic 19" tray
- Fixing to the front uprights of the 19" rack
- Sheet steel, RAL 7035 or RAL 7016 grey paint
- Acceptable load: 5 kg
- Heel of 5 mm.

Supply:
Delivered with the telescopic slides assembled

Characteristics	Number of U	Depth (mm)	Load (kg)	Color	Ref. No
Telescopic 19" tray	2U	250	5	RAL 7035	**NSYBT2U25P**
Telescopic 19" tray	2U	250	5	RAL 7016	**NSYBT2U25PG**

NSYBSM80

19" screen-support tray
- Fixing by attachment without tools between the front and rear 19" uprights
- Sheet steel, RAL 7035 light grey paint

Supply:
Delivered with all the necessary fixings

Characteristics	Rack depth (mm)	Load (kg)	Color	Ref. No
19" screen-support tray	800-1000	45	RAL 7035	**NSYBSM80**
19" screen-support tray	1000	45	RAL 7035	**NSYBSM100**

NSYBST80

19" keyboard-support tray
- Sheet steel, RAL 7035 light grey paint
- Fixing by attachment without tools between the front and rear 19" uprights
- Fixing on the telescopic slides supplied
- Optional installation of handle reference **NSYASR3U**.

Supply:
Delivered with all the necessary fixings

Characteristics	Rack depth (mm)	Load (kg)	Color	Ref. No
19" keyboard-support tray	800-1000	45	RAL 7035	**NSYBST80**
19" keyboard-support tray	1000	45	RAL 7035	**NSYBST100**

Universal accessories
Shelves

Compatible only with floor standing enclosures

NSYGF356



Fixed 19" slides
- Set of 2 slides for the 19" hardware
- Material: treated steel
- Acceptable load: 60 kg
- Heel 0 mm: fixing by attachment between the front and rear 19" uprights
- Heel ± 5 mm: fixing by screws between the front and rear 19" uprights; supplied with the slides.

Characteristics	Rack depth (mm)	Distance between the front and rear uprights	Fixing center-to-center distance (mm)	Heel height (mm)	Ref. No
Fixed 19" slides	600-800-1000	350	258	0	**NSYGF356**
Fixed 19" slides	800-1000	450	358	0	**NSYGF456**
Fixed 19" slides	800-1000	550	458	0	**NSYGF556**
Fixed 19" slides	1000	650	558	0	**NSYGF656**
Fixed 19" slides	1000	750	658	0	**NSYGF756**
Fixed 19" slides	600-800-1000	350	258	± 5	**NSYGF356H5**
Fixed 19" slides	800-1000	550	458	± 5	**NSYGF556H5**
Fixed 19" slides	1000	750	658	± 5	**NSYGF756H5**

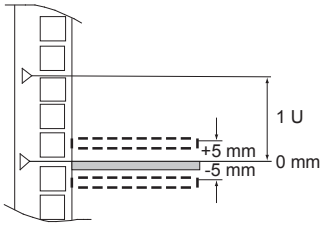

NSYGB140H5

NSYGB140

1U/2U Partial fixed 19" slides
- Set of 2 slides
- Fixing by attachment on the front or rear 19" uprights
- Material: treated steel
- Acceptable load: 30 kg.

Characteristics	Number of U	Heel height (mm)	Ref. No
Partial fixed 19" slides	1U	± 5	**NSYGB140H5**
Partial fixed 19" slides (lengh=150 mm)	2U	0	**NSYGB140**

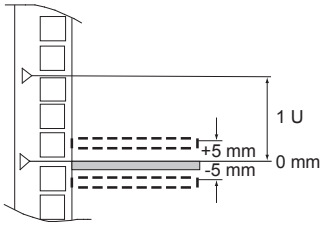

NSYGT40

Full telescopic 19" slides
- Set of 2 slides for the 19" hardware
- Material: treated steel
- Acceptable load: 60 kg
- Heel 0 mm: fixing by attachment between the front and rear 19" uprights
- Heel ± 5 mm: fixing by screws between the front and rear 19" uprights; supplied with the slides.

Characteristics	Rack depth (mm)	Fixing center-to-center distance (mm)	Ref. No
Full telescopic 19" slides	600-800-1000	258, -100 ...+50 mm, adjustable in steps of 50 mm	**NSYGT40**
Full telescopic 19" slides	800-1000	458, -100 ...+50 mm, adjustable in steps of 50 mm	**NSYGT60**
Full telescopic 19" slides	1000	658,-100...+50mm, adjustable in steps of 50 mm	**NSYGT80**

Life Is On Schneider Electric

Universal accessories
Equipment support


NSYBTSCS

Rear cable support
- Fixing of cables through an opening without effort
- Direct fixing to the framework and the rear part of the tray.

Characteristics	Ref. No
Rear cable support	**NSYBTSCS**


NSYEUVD

Universal fixing plate
- Fixing to the 19" uprights or to the framework uprights for mounting accessories
- Delivery by unit.

Characteristics	Ref. No
Universal fixing plate	**NSYEUVD**

Universal accessories

Electrical power distribution rails
PDU´S

UTE - 16 A/230 V~ with pin-earthed outlets

- Sockets set at 35° with child protection
- Aluminum profile silver - heigh 1U
- Material: fiberglass polyamide plastic that helps ensuring fire resistance up to 850 ºC
- Equipped with power cord (3G 1.5 mm2) type H05 VVF, equipped with a molded right-angle plug with earthing contact system
- According to NF C 61314, IEC 60884 and NBNC61112-1 standards
- Could be used in: France, Belgium, Poland, Monaco, Slovakia, Czech Republic.

Note:

(1) A: rail of sockets without protection
(2) B: rail of sockets with recessed green LED switch
(3) C: rail of sockets with bi-polar magnetothermal circuit-breaker C16 type C60N 16 A curve C
(4) D: suppression filter for interferences up to 30 MHz, guaranteed frequency 400 Hz, attenuation 20 dB per decade.
(5) E: rail of sockets with interference filter and surge suppressor, 6.5 kA short-circuit protection. Protection level Up 1.5 kV, test voltage Uoc 5 kV Uc 255 V, 50 Hz. Operation indicator light, interfaces 30 MHz. Frequency nominal 400 Hz, attenuation 20 dB per decade.
(6) F: rail of sockets with differential protection 30 mA, 2 poles 25 A type NC

	Characteristics	Width (mm)	Depth (mm)	Type	Ref. No
	19" Adapted				
NSYAPU19F9	9 sockets outlets	19"	44	A (1)	**NSYAPU19F9**
NSYAPU19F8S	8 sockets outlets with recessed green led switch	19"	44	B (2)	**NSYAPU19F8S**
NSYAPU19F6CB	6 sockets outlets with Overvoltage protection 16 A	19"	76	C (3)	**NSYAPU19F6CB**
NSYAPU19F7FA	7 sockets outlets with Overvoltage protection 16 A + frequency filters	19"	44	D (4)	**NSYAPU19F7FA**
NSYAPU19F6F	6 sockets outlets with interference filter and surge suppressor	19"	76	F (6)	**NSYAPU19F6F**
NSYAPU19F6FT	6 sockets outlets with overvoltage protection 30mA	19"	44	E (5)	**NSYAPU19F6FT**
	Vertical – 0U				
NSYAPUF10S	10 sockets outlets with recessed green led switch (D. 968 mm)	968	44	B (2)	**NSYAPUF10S**
NSYAPUF12CB	12 sockets outlets with Overvoltage protection 16 A (D. 1232 mm)	1232	76	C (3)	**NSYAPUF12CB**

Life Is On Schneider Electric

Universal accessories

Electrical power distribution rails
PDU´S

VDE - 16 A/230 V~ with pin-earthed outlets

- Sockets set at 35° with child protection
- Aluminum profile silver - heigh 1U
- Material: fiberglass polyamide plastic that helps ensuring fire resistance up to 850 ºC
- Equipped with power cord (3G 1.5 mm2) type H05 VVF, equipped with a molded right-angle plug with earthing contact system
- According to DIN49 440, VDE0620-1, IEC 60884 and UNE20315 standards
- Could be used in: Germany, Austria, Netherlands, Italy (partial), Spain, Portugal, Sweden, Norway, Finland, Slovenia, Romania, Hungary, Afghanistan, Andorra, Vatican City, San Marino, Estonia, South Korea, Indonesia, Iceland, Chile, Bulgaria.

Note:

(1) A: rail of sockets without protection
(2) B: rail of sockets with recessed green LED switch
(3) C: rail of sockets with bi-polar magnetothermal circuit-breaker C16 type C60N 16 A curve C
(4) D: suppression filter for interferences up to 30 MHz, guaranteed frequency 400 Hz, attenuation 20 dB per decade.
(5) E: rail of sockets with Interference filter and surge suppressor, 6.5 kA short-circuit protection. Protection level Up 1.5 kV, test voltage Uoc 5 kV Uc 255 V, 50 Hz. Operation indicator light, interfaces 30 MHz. Frequency nominal 400 Hz, attenuation 20 dB per decade.
(6) F: rail of sockets with differential protection 30 mA, 2 poles 25 A type NC

NSYAPU10S3

NSYAPU10S3S

NSYAPU19S9

NSYAPU19S8S

NSYAPU19S6CB

NSYAPU19S7FA

NSYAPU19S6F

NSYAPU19S6FT

NSYAPUS10S

NSYAPUS12CB

Characteristics	Width (mm)	Depth (mm)	Type	Ref. No
10" Adapted				
3 sockets outlets	10"	44	A (1)	**NSYAPU10S3**
3 sockets outlets with recessed green led switch	10"	44	B (2)	**NSYAPU10S3S**
19" Adapted				
9 sockets outlets	19"	44	A (1)	**NSYAPU19S9**
8 sockets outlets with recessed green led switch	19"	44	B (2)	**NSYAPU19S8S**
6 sockets outlets with Overvoltage protection 16 A	19"	76	C (3)	**NSYAPU19S6CB**
7 sockets outlets with Overvoltage protection 16 A + frequency filters	19"	44	D (4)	**NSYAPU19S7FA**
6 sockets outlets with overvoltage protection 30mA	19"	76	F (6)	**NSYAPU19S6F**
6 sockets outlets with interference filter and surge suppressor	19"	44	E (5)	**NSYAPU19S6FT**
Vertical				
10 sockets outlets with recessed green led switch (D. 968 mm)	968	44	B (2)	**NSYAPUS10S**
12 sockets outlets with Overvoltage protection 16 A (D. 1232 mm)	1232	76	C (3)	**NSYAPUS12CB**

Universal accessories

Electrical power distribution rails

PDU´S

UK - 13 A/240 V~ with BS standard outlets

- Sockets set at 90° with child protection
- Aluminum profile silver - heigh 1U
- Material: fiberglass polyamide plastic that helps ensuring fire resistance up to 850 ºC
- Equipped with power cord (3G 1.5 mm2) type H05 VVF, equipped with a molded right-angle plug with earthing contact system.

Note:
(1) A: rail of sockets without protection

NSYAPU19UK7

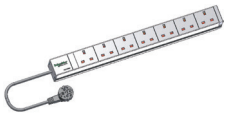

Characteristics	Width (mm)	Depth (mm)	Type	UTE
19" Adapted				
7 sockets outlets	19"	44	A	**NSYAPU19UK7**

Fixing brackets

- For vertical assembly of distribution rails
- Batch of 2 brackets, adaptable to all rails, delivered with fixings
- Material: treated steel, thickness 10/10 mm
- Fixing to the ends of the rail: reference
- Fixing with an orientation of 90°: reference **NSYAPUB**.

NSYAPUBV

NSYAPUB

Characteristics	Fixing	Ref. No
Fixing brackets	End of the rail	**NSYAPUBV**
Fixing brackets	Orientation of 90°	**NSYAPUB**

Life Is On Schneider Electric

Universal accessories
Power distribution

19" front plate for modular circuit-breakers
- Front plates for mounting 22 modules
- Fixing to the 19" rack
- Front panel made from sheet steel, 15/10 mm thick, RAL 7035 or RAL 7016 grey paint
- Front panel made from 3 mm anodised aluminum.

Supply:
Delivered with steel DIN rail

NSYCRTM3UD


NSYCRTM3UDG


NSYCRTA4UD

NSYCRTA3UD


Characteristics	Number of U	Color	Ref. No
19" front plate for modular circuit-breakers	3U	RAL 7035	**NSYCRTM3UD**
19" front plate for modular circuit-breakers	3U	RAL 7016	**NSYCRTM3UDG**
19" front plate for modular circuit-breakers	3U	Aluminum	**NSYCRTA4UD**
19" front plate for modular circuit-breakers	3U	Aluminum	**NSYCRTA3UD**

4

19" DIN rail
- DIN rail for fixing on the front surface of the 19" uprights

Supply:
Delivery by unit.

NSYR19DN


Characteristics	Ref. No
19" DIN rail	**NSYR19DN**

Universal accessories
Cable management

Compatible only with floor standing enclosures

Side cable-support cross-rails on 19" uprights

- For mounting between the front and rear 19" uprights
- Allow cables to be flanged using cable ties
- Set of 2 pieces.

NSYTVP356

Characteristics	Rack depth (mm)	Distance between the front and rear 19" uprights (mm)	Fixing center-to-center distance (mm)	Ref. No
Side cable-support cross-rails on 19" uprights	600-800-1000	350	258	**NSYTVP356**
Side cable-support cross-rails on 19" uprights	600-800	550	458	**NSYTVP556**
Side cable-support cross-rails on 19" uprights	800-1000	750	658	**NSYTVP756**

Rear cable-support cross-rails on fixed 19"

- Mounting on the rear of the 19" uprights of the rack
- Allow cables to be fixed and guided at the rear of the circulation panels
- Delivered with the fixings required for installation.

NSYTVAR

Characteristics	Ref. No
Rear cable-support cross-rails on fixed 19"	**NSYTVAR**

Guides (X)

Mounting on:

- The 19" uprights (laterally)
- All the cable-support cross-rails
- At the rear of the 19" shelves
- ☐ on the framework uprights, with the help of intermediate support reference **NSYADGCA**
- Material: plastic, RAL 7035 light grey
- Guides and supports: set of 10.

NSYGCA46

NSYGCA410

NSYGCA1010

Characteristics	Dimensions (mm)	Ref. No
Guides (X)	40 x 60	**NSYGCA46**
Guides (X)	40 x 100	**NSYGCA410**
Guides (X)	100 x 100	**NSYGCA1010**

Intermediate support

NSYADGCA

Characteristics	Ref. No
Intermediate support	**NSYADGCA**

Life Is On Schneider Electric

Universal accessories
Cable management


NSYGC1010

Metal guides
- Installation on the 19" rack, laterally on the framework uprights inside the rack
- Set of 10 pieces.

Supply:
Delivered with the mounting elements (screw, nut)

Characteristics	Dimensions (mm)	Ref. No
Metal guides	100 x 100 guide	**NSYGC1010**
Metal guides	40 x 100 guide	**NSYGC410**

Steel wired cable tray
- Mounting on the cable supports.
- Dimensions (2 types):

1845 x 200 x 35 mm.
1845 x 200 x 54 mm.
- Material: Zinc-coated steel wire

Supply:
1 vertical steel wired cable trayand fixing elements

NSYBPC3

Characteristics	Necessary depth (mm)	Ref. No
Steel wired cable tray	35	**NSYBPC3**
Steel wired cable tray	54	**NSYBPC5**

Universal accessories

Cable management

(compatible only with floor standing)

Compatible only with floor standing enclosures


NSYGCH213

Wired guides

- Set of 10 wired guides
- Side-mounted on the 19" uprights
- Material: treated steel.

Characteristics	Dimensions (mm)	Ref. No
Wired guides	24 x 130	**NSYGCH213**


NSYGCP

Cable guide

- Helps to protect and guide the cables on the sheet edges
- Set of 10 plastic guiding flanges
- Fixed by simply clipping onto the sheet edge.

Characteristics	Ref. No
Cable guide	**NSYGCP**

NSYGC1US19

19" vertical cable guides

- Fixing on the 19" uprights
- Material: nickel steel
- Delivery by unit.

Characteristics	Number of U	Depth (mm)	Ref. No
19" vertical cable guides	1.5U	120	**NSYGC1US19**

NSYACC2N

NSYACC50N

NSYACCA

Self-grip strips

- For holding the cables on the supports
- Models available in 3 shapes:
  - cable tie 13 mm wide, 225 mm long; set of 10 pieces
  - strap in a roll 16 mm wide and 5 metres long, black color
  - adhesive cable strap, 50 x 20 mm, black color, in a set of 10 pieces.

Characteristics	Color	Ref. No
225 mm strips	Black	**NSYACC2N**
5 m strips	Black	**NSYACC50N**
Adhesive strap	Black	**NSYACCA**


NSYACGCS

Support for the management of cable surplus

- Used for winding cable surplus
- Delivered with the fixings required for installation.

Characteristics	Ref. No
Cable management surplus	**NSYACGCS**

Universal accessories
Cable management

NSYCRTM1U32B

1U 19" front panels with metal guides
- Channels the cables over the front panel of the rack
- Fixing to the 19" rack
- Sheet steel, RAL 7035 or RAL 7016 grey paint.

Characteristics	Number of guides Vert.	Number of guides Horiz.	Ref. No
1U 19" front panels with metal guides, RAL 7035	3	2	**NSYCRTM1U32B**
1U 19" front panels with metal guides, RAL 7035	4	0	**NSYCRTM1U40B**
1U 19" front panels with metal guides, RAL 7016	4	0	**NSYCRTM1U40BG**

NSYCRTM1U2

1U 19" front panel with cable-gland openings
- Fixing on the 19" uprights
- Cable openings protected by a gasket
- Sheet steel, RAL 7035 or RAL 7016 grey paint.

Characteristics	Ref. No
1U 19" front panel with cable-gland openings, RAL 7035	**NSYCRTM1U2**
1U 19" front panel with cable-gland openings, RAL 7016	**NSYCRTM1U2G**

NSYCRTM1UA2

1U 19" front panel with openings and cable support
- Fixing on the 19" uprights
- Cable openings protected by a gasket
- Performs the duty of a cable tray
- Sheet steel, RAL 7035 light grey paint.

Characteristics	Ref. No
1U 19" front panel with openings and cable support	**NSYCRTM1UA2**

NSYCRTM1U1P

1U 19" front panels with cable-gland and brush gasket
- Fixing on the 19" uprights
- Sheet steel, RAL 7035 or RAL 7016 paint
- 150 mm cable support.

Characteristics	Ref. No
With cable support at the rear, RAL 7035	**NSYCRTM1U1P**
With cable support at the rear, RAL 7016	**NSYCRTM1U1PG**
Without cable support at the rear, RAL 7035	**NSYCRTM1U1PS**

NSYCRTM1U5GCA

1U 19" front panel with insulated guides
- Channels the cables over the front panel of the rack
- Fixing on the 19" uprights
- Steel front panel, RAL 7035 light grey paint
- Equipped with 5 guides (reference NSYGCA46) in horizontal, vertical and 45° positions.

Characteristics	Ref. No
1U 19" front panel with insulated guides	**NSYCRTM1U5GCA**

Universal accessories
Cable management

NSYCRTM2U3

2U 19" front panel with cable-gland openings
- Fixing to the 19" rack
- Cable openings protected by a gasket
- Sheet steel, RAL 7035 light grey paint.

Characteristics	Ref. No
2U 19" front panel with cable-gland openings	**NSYCRTM2U3**

NSYCRTM2US

2U depth-adjustable 19" support
- Fixing on the 19" uprights
- Depth-adjustable from 50 to 200 mm; it allows the installation of non-19" devices or the fixing of cables, ducting, etc.
- Sheet steel, RAL 7035 light grey paint

Supply:
Delivered with assembly fixings.

Characteristics	Ref. No
2U depth-adjustable 19" support	**NSYCRTM2US**

NSYTVA



Frontal 19" cable-support cross-rails
- For frontal assembly on the 19" uprights
- Allow cables to be flanged using cable ties
- Set of 2 pieces.

Characteristics	Ref. No
Frontal 19" cable-support cross-rails	**NSYTVA**

Life Is On Schneider Electric

Universal accessories
Plates

NSYCRTM1U

Plain 19" front panel
- Fixing to the 19" rack
- Front panel made from sheet steel, 15/10 mm thick, RAL 7035 or RAL 7016 grey paint
- Front panel made from 3 or 4 mm anodised aluminum
- Fixing by screws reference **NSYGFR95M65**
- Earthing claws reference **NSYAEEC100C**.

Characteristics	Number of U	RAL 7035 steel References	RAL 7016 steel References	Aluminum 3 mm References	Aluminum 4 mm References
Plain 19" front panel	1U	**NSYCRTM1U**	**NSYCRTM1UG**	**NSYCRTA1U**	**NSYCRT4A1U**
Plain 19" front panel	2U	**NSYCRTM2U**	**NSYCRTM2UG**	**NSYCRTA2U**	**NSYCRT4A2U**
Plain 19" front panel	3U	**NSYCRTM3U**	**NSYCRTM3UG**	**NSYCRTA3U**	**NSYCRT4A3U**
Plain 19" front panel	4U	**NSYCRTM4U**		**NSYCRTA4U**	**NSYCRT4A4U**
Plain 19" front panel	5U	**NSYCRTM5U**		**NSYCRTA5U**	**NSYCRT4A5U**
Plain 19" front panel	6U	**NSYCRTM6U**		**NSYCRTA6U**	**NSYCRT4A6U**
Plain 19" front panel	9U	**NSYCRTM9U**		**NSYCRTA9U**	**NSYCRT4A9U**
Plain 19" front panel	10U	**NSYCRTM10U**		**NSYCRTA10U**	
Plain 19" front panel	12U	**NSYCRTM12U**		**NSYCRTA12U**	

NSYCRTMR1U

Plain 19" front panel
- Direct fixing to the 19" rack
- Sheet steel, 15/10 mm thick, RAL 7035 light grey paint
- Allow the entry of air for natural airing of the installations
- Option of installing reference NSYCRTMR3U with 3 fans reference: NSYCVF65M230PF as accessories
- Fixing by screws reference NSYGFR95M65
- Earthing claws reference NSYAEEC100C.

Characteristics	Number of U	Color	Ref. No
Plain 19" front panel	1U	RAL 7035	**NSYCRTMR1U**
Plain 19" front panel	3U	RAL 7035	**NSYCRTMR3U**

NSYCRTM1UVT

1U 19" front panel with airing switch and thermostat
- Direct fixing to the 19" rack
- Switch ON/OFF with LED
- Thermostat contact open, operting temperature -20 ºC ... +80 ºC, temperature setting range 0 ... +60 ºC, In 10 A/250 V
- Front panel made from RAL 7035 or RAL 7016 sheet.

Characteristics	Number of U	Color	Ref. No
19" front panel with airing switch and thermostat	1U	RAL 7035	**NSYCRTM1UVT**
19" front panel with airing switch and thermostat	1U	RAL 7016	**NSYCRTM1UVTG**

NSYCRTM1UVTD

1U 19" front panel with digital thermostat
- Direct fixing to the 19" rack
- Thermostat 0 ... +60 ºC, In 5 A/250 V
- Front panel made from RAL 7035 sheet
- Delivery with thermal sensor with 2 m of cable.

Characteristics	Number of U	Color	References
1U 19" front panel with digital thermostat	1U	RAL 7035	**NSYCRTM1UVTD**

19-E Universal accessories lighting

Characteristics	Multi-Fixing LED Lamps	
	This LED lamps are designed to optimize the life time, consumption, space and accessibility inside the enclosure, as well as having three fixing option as standard.	
Color	Black RAL 9005	
Protection rating	IP20 according to IEC60529	
Standards	■ IEC 60598 ■ UL 94: For plastic components ■ UL508A: Control Panel	■ UL1598: Lamps ■ UL8750: LED for lighting ■ EN55015: EMC
Other characteristics	■ Built-in switch ■ Power consumption: 10 W ■ Frequency: 50/60 Hz ■ Power factor: □ V AC lamps: 0.9 □ V DC lamps: 1 ■ Luminosity: 640 lm* ■ Light temperature: 4000 K* ■ LED service life: 25000 h*	■ Casing: Plastic UL94 ■ Degree of insulation: □ Class I - Lamps with socket □ Class II - Lamps without socket ■ Except **NSYLAMLDVDC** rated Class III ■ Compliant with RoHS and Reach ■ Ambient temperature: □ Operation: -16 ºC to +65 ºC (-3 ºF to +149 ºF) □ Storage: -10 ºC to +60 ºC (-14 ºF to +140 ºF) ■ Max. 2 Apms and 5 lamps in serial connection
Connections	■ 3 m black or orange power cable with quick connector (Not supplied. See reference below) ■ 1.5 m black or orange interconnection cable with quick connectors (Not supplied. See reference below) According to the directive IEC 60204-1: ■ Black cables: Power circuits for switch or DC voltage. ■ Orange cables: External voltage that may be present even if the cabinet is turned off.	
Supply	■ 1 lamp and fixing elements	

Lamp model	Lamps			Cables			
	Socket			Black cables		Orange cables	
			References	Power (3 m) References	Interconnection (1.5 m) References	Power (3 m) References	Interconnection (1.5 m) References
With socket 120 / 230 V AC	SCHUKO		**NSYLAMLDS**	**NSYLAM3M**	**NSYLAM1M**	**NSYLAM3MN**	**NSYLAM1MN**
With socket 120 / 230 V AC	UTE		**NSYLAMLDF**	**NSYLAM3M**	**NSYLAM1M**	**NSYLAM3MN**	**NSYLAM1MN**
With socket 120 / 230 V AC	British		**NSYLAMLDB**	**NSYLAM3M**	**NSYLAM1M**	**NSYLAM3MN**	**NSYLAM1MN**
With socket 120 V AC	USA		**NSYLAMLDU**	**NSYLAM3MUL**	**-**	**NSYLAM3MULN**	**NSYLAM1MULN**
Without socket 120 / 230 V AC	–	–	**NSYLAMLD**	**NSYLAM3M**	**NSYLAM1M**	**NSYLAM3MN**	**NSYLAM1MN**
Without socket 120 / 230 V AC		–		**NSYLAM3MUL**	**-**	**NSYLAM3MULN**	**NSYLAM1MULN**
Without socket With presence detection 230 V AC	–	–	**NSYLAMLDD**	**NSYLAM3M**	**NSYLAM1M**	**NSYLAM3MN**	**NSYLAM1MN**
Without socket With presence detection 230 V AC				**NSYLAM3MUL**	**-**	**NSYLAM3MULN**	**NSYLAM1MULN**
Without socket - DC 24-48 V DC	–	–	**NSYLAMLDVDC**	**NSYLAM3MDC**	**-**	**-**	**-**
Without socket - DC 24-48 V DC				**NSYLAM3MDCUL**	**-**	**-**	**-**

** Approximate values.*

Rack for VDI

■ 1 U, 19" rack. For lamp installation in VDI enclosures.
■ **Supply:** supplied with fixing elements.

Ref. No	Characteristics
NSYLAM1U	**Rack for VDI**

Fixing options

Fixing by sliding brackets.

Magnetic fixing.

Fixing to DIN rail.

Life Is On Schneider Electric

The customised offer

Do you want to have other enclosures than standard? No problem.
With Actassi enclosures it's possible to customize color, accessories, specific lining, etc. according to your personal needs.

Two levels of customisation

At Schneider Electric we have developed two levels of customized services based on more than 50 years of experience in the market:

> Configured offer (standard, modified)

> Specific offer (custom-built enclosures).

We perform machining, mounting of accessories and painting.

We manufacture customized solutions with our industrial tools. Example: cut-outs made before painting.

Flexibility
Several types of side panels

Functionality
Defined thermal management

Time-saving
Factory-made assemblies

Aesthetics
Colour

Mounting
Accessories mounted in our factories

Efficiency & ergonomics
Several types of doors

Life Is On | Schneider Electric

Examples of customised solutions

Configured

Configured offer



Make your own definition based on our standard claddings.

Example: Actassi VDA enclosure in RAL 9011

Equipped with:

- Double Front door with two-points locking system. Airflow above 80 %
- Double Rear door with two-points locking system. Airflow above 80 %
- Two side-doors with locks
- Roof equipped with 6 fans and 1 cable entry with brush seal

Specific

Specific offer

Colocation

Built exactly according to your needs

Custom-made Actassi VDA-VDS enclosure

Specify yours needs on VDA-VDS enclosures or spare parts.

This enclosure is delivered equipped, machined and ready to use.

VDA/VDS
P&S Customisation services
Configurator

Configured

Definition example

Number of	Size guide	
	Width (mm)	Depth (mm)
24	600	600
		800
		1000
	800	600
		800
		1000
29	600	600
		800
		1000
	800	600
		800
		1000
33	600	600
		800
		1000
	800	600
		800
		1000
38	600	600
		800
		1000
	800	600
		800
		1000
42	600	600
		800
		1000
	800	600
		800
		1000
47	600	600
		800
		1000
	800	600
		800
		1000

Rack elements

Framework

A1

With cut-out entries

A4

Without cut-out entries

A5

With cut-out entries on the top frame, rigidity of 500 kg

A6

Without cut-out entries on the top frame, rigidity of 500 kg

Side panels

Plastic obturator

B1 B2

With louvres — Without louvres

Brush gasket

B4 B5

Lateral panels with louvres, thickness 50 mm

B3 B6

Plastic obturator gasket — Brush

Panel lock kit

P1

Coupling kit

R1

Front door

Single (1)

C1 C5

Plain

C2 C6

Glazed

C9 C10

Microperforated

Double (2)

C8

Plain

C7

Glazed

C11

Microperforated

(1) In red: doors with 2-point closure
(2) In blue: double doors with 3-point closure

Single door (1)

D1 D11

Plain

D5 D12

Glazed

D8 D9

Microperforated

D2

Partial with plain panel

D3

Partial with cut-out panel

V1 V2

U1 U2

S	T
1 RAL 7035	1
2 RAL 5015	2
3 RAL 3003	3
4 RAL 9001	4
5 RAL 7011	5
6 RAL 1021	6
7 RAL 9011	7
Other colours, consult us	

☐ Order ☑ Estimate

Your ref. .....

Configure your rack

Number of identical racks required 2

No. U	Width	Depth	A	B	C	D	E	F	G	H		J		K		L	M		N		P	Q	R	S	T	U	V		W		X	Y	Z
29	600	800					2		1		1	3	2											5	6								

Company .....
Address .....
Postcode - Town.....
Photocopy this form and fax it to your sales office .....

Name.....
Telephone .....
Fax.....
E-mail .....

Simplified order
Tick here to show whether this is an order or a price request (estimate).

Please specify the reference number of your request.

Easy
Please specify the dimensions of the required rack.

Smart
If your order is only for spare parts, please use the configuration sheet on page XX.

Please specify the reference of the chosen element.
Example: E2 is a roof plate with brush gasket.

Choice
Your choice of colours. Example: grey uprights and yellow cladding.

Life Is On Schneider Electric

VDA/VDS
P&S Customisation services
Configurator

Configured

Rack elements

Rear	Rear	Rear panel	Roof plate	Plinth	19" upright	Escutcheon	Top blanking plate
	Double door (2)						

D6

Plain

D7

Glazed

D10

Microperforated

D4

Plain

Rear extension kit, 100 mm thick

D20

Panel earthing

Z3

E1

Plain

E2

Brush gasket

E3

Perforated

Roof stand-offs

Q1

F1

F2

Anti-tilt

Base accessories

M1

Levelling feet

M2

Anti-vibration feet

M3

Wheels

M4

Foot-wheels adaptation kit

G1

Front

G2

Front and rear

Partial 19" uprights

G3

12U partial front

G4

12U partial front and rear

H2

Cable gland width 800 mm

H3

Of the structure

J2 J1

Plain Brush gasket

J3 J4



3 fans 2 fans

J5



Ventilation louvres

Bottom blanking plate

K2 K1



Brush gasket

K3

Ventilation louvres

Rear blanking plate

L1



Brush gasket

L2 L3

3 fans 2 fans

L4

Ventilation louvres

Non-mounted accessories description	Ref. No	Amount
1U 19" front plate	NSYCRTM1U32B	2
5U front panel	NSYCRTM5U	1
1U fixed shelf	NSYBBF1U40	2
2U adjustable support	NSYCRTM2US	1

Please specify the required rack accessories.

Smart

To order exactly identical racks, please specify the number of racks required.
To order different racks, fill in a separate form for each type of rack.

Practical

Choose the door opening direction.

VDA/VDS
P&S Customisation services
Configurator

Configured

Elements of a rack

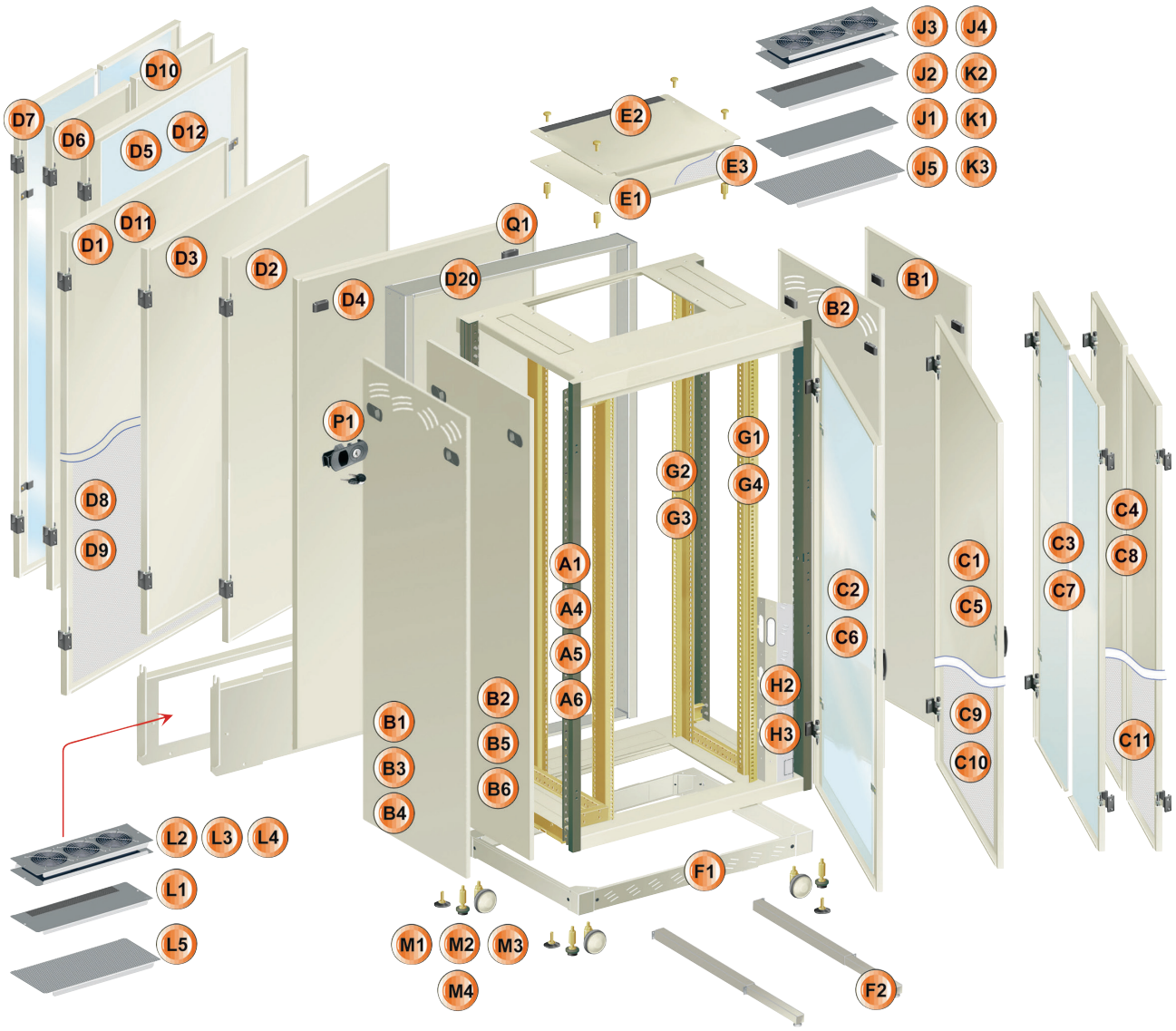

PB501422

Life Is On Schneider Electric

VDA/VDS
P&S Customisation services
Configurator

Configured

Elements of a rack

A Framework
B Side panels
C Front doors
D Rear doors or panels
E Plain roof plate
F Plinths
G 19" uprights
H Trim strips
J Blanking plates for the top of the rack
K Blanking plates for the bottom of the rack (1)
W Blanking plates for the rear of the rack (1 plate)
M Standard levelling feet
N Cable-support cross-rails
D Lock kit for rear and side panels
Q Roof stand-offs
R Coupling kit
S Colour of the paint on the structure uprights
T Colour of the paint on the cladding elements
W Steel wired cable trays
X Cable-gland guides
Y Earthing strips
Z Door switch, fixings, earthing kit

(1) Number of plates

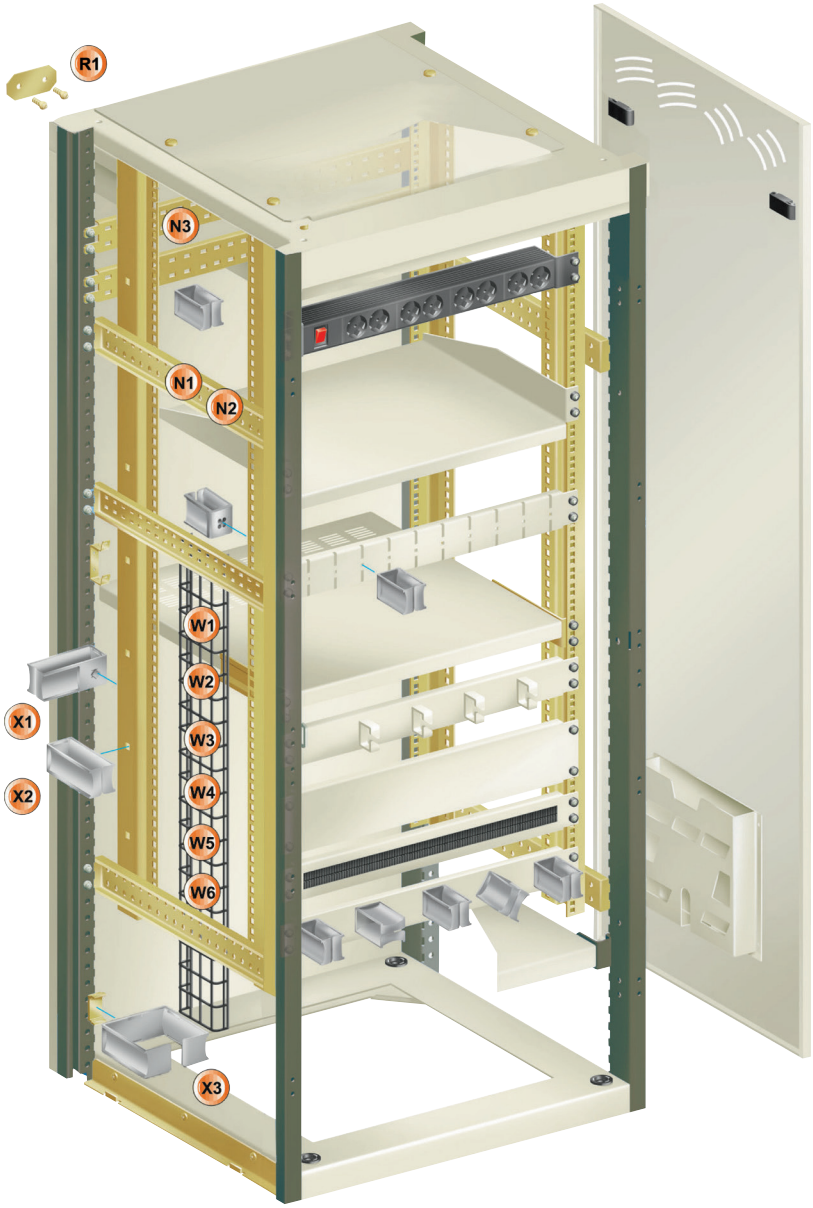

Rack depth (mm)	Number of plates at the top	Number of plates at the bottom
600	3	2
800	3	3
1000	3	3

4

VDA/VDS
P&S Customisation services Configurator

Configured

Definition example

Rack elements

- **A1** Framework with knock-out entries (top frame)
- **A4** Framework without knock-out entries (top frame)
- **A5** Framework with knock-out entries (top frame) rigidity 500 kg
- **A6** Framework without knock-out entries (top frame) rigidity 500 kg

Cladding accessories

- **B1** Side panels with airing louvres
- **B2** Side panels without airing louvres
- **B3** Side panels, with 50 mm airing louvres
- **B4** Side panels, with airing louvres and brush gasket
- **B5** Side panels, without airing louvres and brush gasket
- **B6** Side panels with 50 mm airing louvres and brush gasket
- **R1** Coupling kit
- **P1** Lock kit for rear and side panels

- **C5** **C1** Plain front door (1)
- **C6** **C2** Glazed front door (1)
- **C7** Front door with double leaf, glazed (2)
- **C8** Front door with double leaf, plain (2)
- **C10** **C9** Microperforated front door (1)
- **C11** Front door with double leaf, microperforated (2)
- **H3** Structure trim strips (rack without door)
- **D11** **D1** Plain rear door (1)
- **D2** Partial rear door with plain 6U panel
- **D3** Partial rear door with cut-out 6U panel
- **D4** Rear panel
- **D12** **D5** Glazed rear door (1)
- **D6** Rear door with double leaf, plain (2)
- **D7** Rear door with double leaf, glazed (2)
- **D9** **D8** Microperforated rear door (1)
- **D10** Rear door with double leaf, microperforated (2)

- **D20** Rear extension kit

- **E1** Plain roof plate
- **E2** Roof plate with brush gasket
- **E3** Perforated roof plate
- **Q1** Roof stand-offs
- **Z3** Panel earthing kit

- **S** Color of the structure upright paint
- **T** Color of the paint of the cladding elements

Base accessories

- **F1** Plinth
- **F2** Anti-tilt plinth
- **M1** Standard levelling feet
- **M2** Anti-vibration levelling feet
- **M3** Handling castors
- **M4** Castor adaptation kit

Blanking plates for the top of the rack (2)

- **J1** Plain blanking plate
- **J2** Blanking plate with brush gasket
- **J3** Blanking plate with 3 fans
- **J4** Blanking plate with 2 fans
- **J5** Blanking plate with airing louvres

Blanking plates for the bottom of the rack (2)

- **K1** Plain blanking plate
- **K2** Blanking plate with brush gasket
- **K3** Blanking plate with airing louvres

Blanking plates for the rear of the rack (1 plate)

- **L1** Blanking plate with brush gasket
- **L2** Blanking plate with 3 fans
- L3 Blanking plate with 2 fans
- L4 Blanking plate with ventilation louvres

Installation accessories

- **G1** Front 19" uprights and depth supports
- **G2** Front/rear 19" uprights and depth supports
- **G3** 12U partial 19" uprights
- **G4** Front/rear 12U partial 19" uprights installed at the top
- **Z2** Bag of 19" fixings (30 pieces)

Cable-management accessories

- **H2** Trim strips with cable glands (rack width 800 mm)

- **N1** Cable-support cross-rails on framework, on the left
- **N2** Cable-support cross-rails on framework, on the right
- **N3** Cable-support cross-rails on framework, on the rear

- **W1** Wired cable tray, 35 mm deep, on the left
- **W2** Wired cable tray, 35 mm deep, on the right
- **W3** Wired cable tray, 35 mm deep, on the rear
- **W4** Wired cable tray, 70 mm deep, on the left
- **W5** Wired cable tray, 70 mm deep, on the right
- **W6** Wired cable tray, 70 mm deep, on the rear

- **X1** 40 x 60 mm guides mounted on the 19" uprights
- **X2** 40 x 100 mm guides mounted on the 19" uprights
- **X3** 100x 100 mm guides mounted on the 19" uprights

Complementary accessories

- **Y1** Insulated earthing strip
- **Y2** Non-insulated earthing strip

- **Z1** Door switch (corresponding to **NSYAEDWVD**)
- **Z2** Bag of fixings (50 screws + nuts)
- **Z3** Panel earthing kit

(1) Code in red: doors with 2-point locking system.
(2) Code in blue: double-door with 3-point locking system.
(3) Top frame: always 3 plates; bottom frame depth 600 mm: 2 plates; depth 800 and 1000 mm: 3 plates.

VDA/VDS

P&S Customisation services

Customer-specific solutions

Specific

Example of realisations

Colocation 19” enclosure
Enclosure separated in 4 parts to give different access to each customer. Each hosted customer has his own secured access and cannot make some operation to the other part of the enclosure

Branded 19” enclosure equipped with saloon glazed doors
Enclosure totally customized with the customer requirements. 42U enclosure equipped with double glazed doors permits to open the doors when you don’t have space.

Ventilated 19” enclosure with fans mounted on the doors
Enclosure dedicated to extract a lot of heat. Mainly dedicated to server application.
This configuration permits to help ensuring the stability of the installation.

19” enclosure – Depth 400 mm
19” enclosure with a very limited depth (Depth 400 mm) for cabling application.
Required by the customer to reduce the size of the installation.

Wall-mounting enclosure – Depth 1000 mm
Enclosure totally customized with the customer requirements. 12U – Width 600 mm and Depth 1000 mm.

Racks structure merged with a center zone cabling
Totally dedicated for cabling, this structure permits to easily manage the cables and to give the best access to install the components.

Technical information

Degree of protection

Standard IEC 60364-5-51 lists and codifies a large number of external influences to which electrical installations can be subjected, including the presence of water, solid objects, shocks, vibrations, corrosive substances, etc.

IP code

Standard IEC 60529 (IP code, February 2001) indicates the degrees of protection provided by an enclosure for electrical devices against access to hazardous parts, against penetration of solid foreign objects and against penetration of water.
These standards do not apply for the protection against the risks of explosion or conditions such a humidity, corrosive vapor, fungus or vermin.
The IP code is made up of two characteristic numerals and can include an additional letter when the actual protection for persons against access to the hazardous parts is better than that indicated by the first numeral.
The first numeral characterises the protection provided against the ingress of solid foreign objects and the protection of persons.
The second numeral characterises the protection provided against the ingress of water with harmful effects.

1st numeral Protection of persons		Protection against ingress of solid objects	
1 Helps protecting against access with back of hand	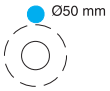	Protection against solid foreign objects larger than 50 mm	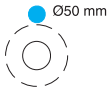
2 Helps protecting against access with a finger	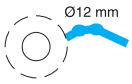	Protection against solid foreign objects larger than 12.5 mm	
3 Helps protecting against access with a tool		Protection against solid foreign objects larger than 2.5 mm	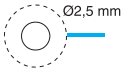
4 Helps protecting against access with a wire		Protection against solid foreign objects larger than 1 mm	
5 Helps protecting against access with a wire		Helps protecting against dust (dust protected)	
6 Helps protecting against access with a wire	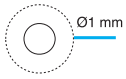	Dust tight	

2nd numeral Protection against ingress of water	
1 Helps protecting against vertically dripping water (condensation)	
2 Helps protecting against dripping water up to 15° from vertical	
3 Helps protecting against spraying water up to 60° from vertical	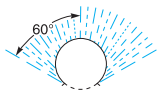
4 Helps protecting against splashing water from all directions	
5 Helps protecting against water jets from all directions	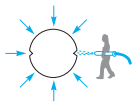
6 Helps protecting against the effects of temporary immersion in water	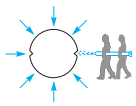
7 Helps protecting against the effects of continuous immersion in water	
8 Protected against the effects of continuous immersion in water	

Life Is On Schneider Electric

Technical information

IK code

Standard IEC 62262 defines an IK code characterising the capacity of products to resist mechanical impacts from all sides.

IK code	Impact energy (joules)
01	0.14
02	0.2
03	0.35
04	0.5
05	0.7
06	1
07	2
08	5
09	10
10	20

IK codes can be selected according to the risks of impacts on a given site.

Risk	Site	Recommended IK
No risk of major impact	Technical premises	07
Significant risk of impact that can damage devices	Hallways	08 (switchboard with door)
Maximum risk of impact that can damage the switchboard	Workshops	10

Spare parts -For Actassi Enclosures

Spare parts 247
Spare Parts and How To Get Them 248

5

Spare Parts and How To Get Them

VDA-VDS Floor standing Enclosures

OPB Wall-mounting Enclosures

Commercialized CR

Description	References	Complement
2 points locking system VDA 42U	**NSYVDA42ULS2P**	
Kit SAV VDA	**NSYVDASAVKIT**	
Glazed door VDA R7035 42U W600	**NSYVDA42U6GGD**	
Glazed door VDA R7035 42U W800	**NSYVDA42U8GGD**	
Ventillated door VDA/VDS R9011 42U W800	**NSYVDA42U8BVD**	
Doble ventillated door VDA/VDS R9011 42U W800	**NSYVDA42U8DBVD**	
Actassi - key - set of 2 - n° 333	**NSYLL333**	

Some spare-parts are part of customized offer : P&S services can answer your needs

Description	References	Customised offer
Rear panel VDA R7035 24U W600	VDA24U	Be ordered by Configured offer (CTO) or Specific offer (ETO)
Rear panel VDA R7035 24U W800	VDA24U	Be ordered by Configured offer (CTO) or Specific offer (ETO)
Rear panel VDA R7035 29U W600	VDA29U	Be ordered by Configured offer (CTO) or Specific offer (ETO)
Rear panel VDA R7035 29U W800	VDA29U	Be ordered by Configured offer (CTO) or Specific offer (ETO)
Rear panel VDA R7035 33U W600	VDA33U	Be ordered by Configured offer (CTO) or Specific offer (ETO)
Rear panel VDA R7035 33U W800	VDA33U	Be ordered by Configured offer (CTO) or Specific offer (ETO)

Spare Parts and How To Get Them

Description	References	Customised offer
Rear panel VDA R7035 38U W600	VDA38U	Be ordered by Configured offer (CTO) or Specific offer (ETO)
Rear panel VDA R7035 38U W800	VDA38U	Be ordered by Configured offer (CTO) or Specific offer (ETO)
Rear panel VDA R7035 42U W600	VDA42U	Be ordered by Configured offer (CTO) or Specific offer (ETO)
Rear panel VDA R7035 42U W800	VDA42U	Be ordered by Configured offer (CTO) or Specific offer (ETO)
Rear panel VDA R7035 47U W600	VDA47U	Be ordered by Configured offer (CTO) or Specific offer (ETO)
Rear panel VDA R7035 47U W800	VDA47U	Be ordered by Configured offer (CTO) or Specific offer (ETO)
Glazed door VDA R7035 24U W600	VDA24U	Be ordered by Configured offer (CTO) or Specific offer (ETO)
Glazed door VDA R7035 24U W800	VDA24U	Be ordered by Configured offer (CTO) or Specific offer (ETO)
Glazed door VDA R7035 47U W600	VDA47U	Be ordered by Configured offer (CTO) or Specific offer (ETO)
Glazed door VDA R7035 47U W800	VDA47U	Be ordered by Configured offer (CTO) or Specific offer (ETO)

Description	References	Commercial solution
2 points locking system VDA 24U	VDA24UP	Be ordered by Specific offer (ETO)
2 points locking system VDA 38U	VDA38U	Be ordered by Specific offer (ETO)
2 points locking system VDA 47U	VDA47U	Be ordered by Specific offer (ETO)

Index

A

ACT4P5ESCM3RBxx ... 71
ACT4P5ESLS3RBxx ... 71
ACT4P5EUCM3RBxx ... 71
ACT4P5EULS3RBxx ... 71
ACT4P6SCM3RBxx ... 73
ACT4P6SLS3RBxx ... 73
ACT4P6UCM3RBxx ... 73
ACT4P6UCR3RBxx ... 73
ACT4P6ULS3RBxx ... 73
ACT25P3UCR3RGY ... 70
ACT25P3ULS3RGY ... 70
ACT25P5EUCM3RGY ... 72
ACT25P5EUCR3RGY ... 72
ACT25P5EULS3RGY ... 72
ACT50P3UCM3RGY ... 70
ACT50P3UCR3RGY ... 70
ACT50P3ULS3RGY ... 70
ACT100P3ULS3RGY ... 70
ACTFA1CMMZP ... 163
ACTFA1CSMZP ... 163
ACTFA2CMMZP ... 157, 163
ACTFA2CSMZP ... 157, 163
ACTFA2LMMZP ... 157, 163
ACTFA2LSMZP ... 157, 163
ACTFM1UBLC48U ... 157
ACTFM1UBSC24U ... 157
ACTFM1UF2LC6PMM ... 161
ACTFM1UF2LC6PSM ... 161
ACTFM1UF2LC12PM ... 161
ACTFM1UF2LC12PS ... 161
ACTFM1UF2SC3PMM ... 161
ACTFM1UF2SC3PSM ... 161
ACTFM1UF2SC6PMM ... 161
ACTFM1UF2SC6PSM ... 161
ACTFMSPT4USET ... 161
ACTFMSPTKIT ... 155, 157, 161
ACTFP2C1M25M20 ... 150
ACTFP2C1M25M30 ... 150
ACTFP2C1M25M50 ... 150
ACTFP2C1M35M10 ... 150
ACTFP2C1M35M20 ... 150
ACTFP2C1M35M30 ... 150
ACTFP2C1M35M50 ... 150
ACTFP2C1M35M100 ... 150
ACTFP2C1M45M10 ... 150
ACTFP2C1M45M20 ... 150
ACTFP2C1M45M30 ... 150
ACTFP2C1M45M50 ... 150
ACTFP2C1M45M100 ... 150
ACTFP2C1S19S10 ... 150
ACTFP2C1S19S20 ... 150
ACTFP2C1S19S30 ... 150
ACTFP2C1S19S50 ... 150
ACTFP2C1S19S100 ... 150
ACTFP2CL1M25M10 ... 151
ACTFP2CL1M25M20 ... 151
ACTFP2CL1M25M30 ... 151
ACTFP2CL1M25M50 ... 151
ACTFP2CL1M35M10 ... 151
ACTFP2CL1M35M20 ... 151
ACTFP2CL1M35M30 ... 151
ACTFP2CL1M35M50 ... 151
ACTFP2CL1M35M100 ... 151
ACTFP2CL1M45M10 ... 151
ACTFP2CL1M45M20 ... 151
ACTFP2CL1M45M30 ... 151
ACTFP2CL1M45M50 ... 151
ACTFP2CL1S19S10 ... 151
ACTFP2CL1S19S20 ... 151
ACTFP2CL1S19S30 ... 151
ACTFP2CL1S19S50 ... 151
ACTFP2CL1S19S100 ... 151
ACTFP2L1M25M10 ... 149
ACTFP2L1M25M20 ... 149
ACTFP2L1M25M30 ... 149
ACTFP2L1M25M50 ... 149
ACTFP2L1M35M10 ... 149
ACTFP2L1M35M20 ... 149
ACTFP2L1M35M30 ... 149
ACTFP2L1M35M50 ... 149
ACTFP2L1M35M100 ... 149
ACTFP2L1M45M10 ... 149
ACTFP2L1M45M20 ... 149
ACTFP2L1M45M30 ... 149
ACTFP2L1M45M50 ... 149
ACTFP2L1M45M100 ... 149
ACTFP2L1S19S10 ... 149
ACTFP2L1S19S20 ... 149
ACTFP2L1S19S30 ... 149
ACTFP2L1S19S50 ... 149
ACTFP2L1S19S100 ... 149
ACTFP2LH1M35M10 ... 147
ACTFP2LH1M35M20 ... 147
ACTFP2LH1M35M30 ... 147
ACTFP2LH1M35M50 ... 147
ACTFP2LH1M45M10 ... 147
ACTFP2LH1M45M20 ... 147
ACTFP2LH1M45M30 ... 147
ACTFP2LH1M45M50 ... 147
ACTFP2LH1S19S10 ... 147
ACTFP2LH1S19S20 ... 147
ACTFP2LH1S19S30 ... 147
ACTFP2LH1S19S50 ... 147
ACTFT1C1M25M10 ... 153
ACTFT1C1M35M10 ... 153
ACTFT1C1M45M10 ... 153
ACTFT1C1S19S10 ... 153
ACTFT1C1S19S15 ... 153
ACTFT1C1S19S20 ... 153
ACTFT1L1M25M10 ... 152
ACTFT1L1M35M10 ... 152
ACTFT1L1M35M15 ... 152
ACTFT1L1M35M20 ... 152
ACTFT1L1M45M10 ... 152
ACTFT1L1M45M20 ... 152
ACTFT1L1S19S10 ... 152
ACTFT1L1S19S20 ... 152
ACTMANFNC ... 141
ACTMANFNCH ... 141
ACTMMOx12zz ... 141
ACTMMOx12zzH ... 141
ACTMMOx24zz ... 141
ACTMMOx24zzH ... 141
ACTMMQx12zz ... 141
ACTMMQx12zzH ... 141
ACTMP1U ... 160
ACTMP1UH ... 140
ACTMP4U ... 160
ACTMPBP ... 141, 161
ACTMPBPH ... 141
ACTNDTGxxMMLS ... 128
ACTNDxxMM5XLS ... 128
ACTNDxxSM9LS ... 128
ACTNUDxxMM5TLS ... 129
ACTNUDxxMM5XLS ... 129
ACTPC6ASFCMxxyy ... 87
ACTPC6ASFLSxxyy ... 87
ACTPC6FUCMxxyy ... 87
ACTPC6FULSxxyy ... 87
ACTPC6UUCMxxyy ... 87
ACTPC6UULSxxyy ... 87
ACTPG6ATLS001 ... 106
ACTPG6ATLU001 ... 106
ACTPP5EU24NSS ... 96
ACTPP6ATGS24NSS ... 97
ACTPP6ATGU24NSS ... 97
ACTPP6U24NSS_S ... 96
ACTPP6U24SHS ... 96
ACTPPAS24NS ... 95, 101
ACTPPS24NSU ... 95
ACTPTCJJ6ASLSxxWE ... 82
ACTRJ1UCMPC ... 103
ACTRJ1UCMPM ... 103
ACTRJ1UCMPSC ... 103
ACTRJSM5ENSS ... 52
ACTRJSM5ENSSP ... 52
ACTRJSM6NSS ... 52
ACTRJSM6NSSP ... 52
ACTRJSMA6NSS ... 52
ACTRJSMA6NSUWE ... 49
ACTRJSMTG6ANSS ... 52
ACTRJSMTG6ANSSP ... 52
ACTTG4P6ASCM3RBU ... 74
ACTTG4P6AUCM3RBU ... 74
ACTTG4P6AULS3RWE ... 74
ACTUDSLAMxxMM5 ... 133
ACTUDSLAMxxMM5X ... 133

Life Is On Schneider Electric

Index

ACTUDSLAMxxMM6 ... 133
ACTUDSLAMxxSM9 ... 133
ACTUDSLLAxxMM5 ... 132
ACTUDSLLAxxMM5T ... 132
ACTUDSLLAxxMM5X ... 132
ACTUDSLLAxxSM9 ... 132
ACTUDUTLAxxMM5 ... 131
ACTUDUTLAxxMM5T ... 131
ACTUDUTLAxxMM5X ... 131
ACTUDUTLAxxSM9 ... 131
ACTUDUTNAxxMM5 ... 130
ACTUDUTNAxxMM5T ... 130
ACTUDUTNAxxMM5X ... 130
ACTUDUTNAxxSM9 ... 130

N

NSY1FAN230 ... 182
NSY1FAN230T ... 181, 182
NSY2FAN230 ... 182
NSY2FAN230T ... 182
NSY2PLVDC24U6 ... 205
NSY2PLVDC24U10 ... 205
NSY2PLVDC33U6 ... 205
NSY2PLVDC42U6 ... 205
NSY2PLVDC42U8 ... 205
NSY2PLVDC42U8N ... 205
NSY2PLVDC42U10 ... 205
NSY2PLVDC42U10N ... 205
NSYACC2N ... 230
NSYACC50N ... 230
NSYACCA ... 230
NSYACGCS ... 230
NSYADGCA ... 228
NSYAEBP2F4F ... 215
NSYAEBP2F68 ... 201, 202, 215
NSYAEBP2F88 ... 201, 202, 215
NSYAEBP2F610 ... 201, 202, 215
NSYAEBP2F810 ... 201, 202, 215
NSYAEBP2FS6 ... 215
NSYAEBP2FS8 ... 215
NSYAEBP2FS10 ... 215
NSYAEDN1AVD ... 204
NSYAEDN1DVD ... 204
NSYAEDN1KVD ... 204
NSYAEDN3PVD ... 204
NSYAEDN2124EVD ... 204
NSYAEDNH2124EVD ... 204
NSYAEDWVD ... 242
NSYAEEC1UF ... 218
NSYAEEC1UN ... 218
NSYAEEC100C ... 218
NSYAEECS ... 218
NSYAELYM12VD ... 210
NSYAEPF42U8 ... 207
NSYAEPX42U8 ... 205
NSYAPU10S3 ... 225
NSYAPU10S3S ... 225
NSYAPU19F6CB ... 224
NSYAPU19F6F ... 224
NSYAPU19F6FT ... 224
NSYAPU19F7FA ... 224
NSYAPU19F8S ... 224
NSYAPU19F9 ... 224
NSYAPU19S6CB ... 225
NSYAPU19S6F ... 225
NSYAPU19S6FT ... 225
NSYAPU19S7FA ... 225
NSYAPU19S8S ... 225
NSYAPU19S9 ... 225
NSYAPU19UK7 ... 226
NSYAPUBV ... 226
NSYAPUF10S ... 224
NSYAPUF12CB ... 224
NSYAPUS10S ... 225
NSYAPUS12CB ... 225
NSYASR3U ... 220
NSYBBF1U40 ... 220
NSYBBF1U40P ... 220
NSYBBF1U40PG ... 220
NSYBBF1U60 ... 220
NSYBBF1U60P ... 220
NSYBBF1U60PG ... 220
NSYBBF1U80 ... 220
NSYBBF1U80P ... 220
NSYBBF1U80PG ... 220
NSYBBT1U40 ... 220
NSYBBT1U40P ... 220
NSYBBT1U40PG ... 220
NSYBBT1U60 ... 220
NSYBBT1U60P ... 220
NSYBBT1U60PG ... 220
NSYBBT1U80 ... 220
NSYBBT1U80P ... 220
NSYBBT1U80PG ... 220
NSYBF1U25P ... 221
NSYBF2U25P ... 221
NSYBF2U25PG ... 221
NSYBF2U40P ... 221
NSYBF2U40PG ... 221
NSYBMF68 ... 213
NSYBPC3 ... 229
NSYBPC5 ... 229
NSYBR9F2U6 ... 213
NSYBR9F2U8 ... 213
NSYBR9F12 ... 212
NSYBR9F21 ... 212
NSYBR9F24 ... 188, 189, 196, 197, 212
NSYBR9F29 ... 188, 189, 212
NSYBR9F33 ... 188, 189, 212
NSYBR9F38 ... 188, 189, 212
NSYBR9F42 ... 188, 189, 196, 197, 212
NSYBR9F47 ... 188, 189, 196, 212
NSYBSM80 ... 221
NSYBSM100 ... 221
NSYBST80 ... 221
NSYBST100 ... 221
NSYBT2U25P ... 221
NSYBT2U25PG ... 221
NSYBTSCS ... 223
NSYCFM ... 208
NSYCFRS ... 177, 208
NSYCN9M625 ... 219
NSYCRT4A1U ... 233
NSYCRT4A2U ... 233
NSYCRT4A3U ... 233
NSYCRT4A4U ... 233
NSYCRT4A5U ... 233
NSYCRT4A6U ... 233
NSYCRT4A9U ... 233
NSYCRTA1U ... 233
NSYCRTA2U ... 233
NSYCRTA3U ... 233
NSYCRTA3UD ... 227
NSYCRTA4U ... 233
NSYCRTA4UD ... 227
NSYCRTA5U ... 233
NSYCRTA6U ... 233
NSYCRTA9U ... 233
NSYCRTA10U ... 233
NSYCRTA12U ... 233
NSYCRTM1U ... 233
NSYCRTM1U1P ... 231
NSYCRTM1U1PG ... 231
NSYCRTM1U1PS ... 181, 231
NSYCRTM1U2 ... 231
NSYCRTM1U2G ... 231
NSYCRTM1U5GCA ... 231
NSYCRTM1U32B ... 231
NSYCRTM1U40B ... 231
NSYCRTM1U40BG ... 231
NSYCRTM1UA2 ... 231
NSYCRTM1UG ... 233
NSYCRTM1UVT ... 233
NSYCRTM1UVTD ... 233
NSYCRTM1UVTG ... 233
NSYCRTM2U ... 233
NSYCRTM2U3 ... 232
NSYCRTM2UG ... 233
NSYCRTM2US ... 232
NSYCRTM3U ... 233
NSYCRTM3UD ... 227
NSYCRTM3UDG ... 227
NSYCRTM3UG ... 233
NSYCRTM4U ... 233
NSYCRTM5U ... 233
NSYCRTM6U ... 233
NSYCRTM9U ... 233
NSYCRTM10U ... 233
NSYCRTM12U ... 233

Index

NSYCRTMR1U....233
NSYCRTMR3U....233
NSYCTOPB....178
NSYCTVDA....218
NSYCUNPL800....206
NSYCUNPL1000....206
NSYCUNVDA....206
NSYEC300....176
NSYEC440....209
NSYECAV300....176
NSYECAV440....209
NSYECP300....170, 171, 176
NSYECP440....209
NSYECPL600....210
NSYECPL800....210
NSYECPL1000....210
NSYECPT300....176
NSYECS400....210
NSYECVT2V440....211
NSYECVT3V440....211
NSYECVT300....171, 176
NSYECVT2440....211
NSYECVT3440....211
NSYENU....212
NSYEUVD....223
NSYEX206....209
NSYFECVT440....211
NSYGB140....222
NSYGB140H5....222
NSYGC1US19....230
NSYGC410....229
NSYGC1010....229
NSYGCA46....228
NSYGCA410....228
NSYGCA1010....228
NSYGCH213....230
NSYGCP....230
NSYGF140OPB....178
NSYGF200OPB....178
NSYGF356....222
NSYGF356H5....222
NSYGF456....222
NSYGF556....222
NSYGF556H5....222
NSYGF656....222
NSYGF756....222
NSYGF756H5....222
NSYGFR12M65....219
NSYGFR95M55....219
NSYGFR95M63....219
NSYGFR95M65....219
NSYGT40....222
NSYGT60....222
NSYGT80....222
NSYIEC13IEC14....182
NSYIEC13SCH....182
NSYJPSVD....177, 210, 215
NSYKDB6U4F....181
NSYKDB9U4F....181
NSYKDB12U6F....181
NSYKDB15U6F....181
NSYLAM1M....234
NSYLAM1MN....234
NSYLAM1MULN....234
NSYLAM1U....234
NSYLAM3M....234
NSYLAM3MDC....234
NSYLAM3MDCUL....234
NSYLAM3MN....234
NSYLAM3MUL....234
NSYLAM3MULN....234
NSYLAMLD....234
NSYLAMLDB....234
NSYLAMLDD....234
NSYLAMLDF....234
NSYLAMLDS....234
NSYLAMLDU....234
NSYLAMLDVDC....234
NSYLL333....248
NSYOPB6U4F....171, 173
NSYOPB6U4P....170, 172
NSYOPB6U5F....171, 173
NSYOPB6U5P....170, 172
NSYOPB6UF....175
NSYOPB6UTPN....170, 171, 175
NSYOPB9U4F....171, 173
NSYOPB9U4FR....171, 173
NSYOPB9U4P....170, 172
NSYOPB9U5F....171, 173
NSYOPB9U5P....170, 172
NSYOPB9U6F....171, 173
NSYOPB9UF....175
NSYOPB9UTPN....170, 171, 175
NSYOPB12U4F....171, 173
NSYOPB12U4FR....171, 173
NSYOPB12U5F....171, 173
NSYOPB12U5P....170, 172
NSYOPB12U6F....171, 173
NSYOPB12U6P....170, 172
NSYOPB12UF....175
NSYOPB12UTPN....170, 171, 175
NSYOPB15U4F....171, 173
NSYOPB15U5F....171, 173
NSYOPB15U5FR....171, 173
NSYOPB15U5P....170, 172
NSYOPB15U6F....171, 173
NSYOPB15U6P....170, 172
NSYOPB15UF....175
NSYOPB15UTPN....170, 171, 175
NSYOPB18U4F....171, 173
NSYOPB18U5F....171, 173
NSYOPB18U5FR....171, 173
NSYOPB18U5P....170, 172
NSYOPB18UF....175
NSYOPB18UTPN....170, 171, 175
NSYOPB21U5F....171, 173
NSYOPB21U6F....171, 173
NSYOPB21UF....175
NSYOPB21UTPN....171, 175
NSYPNOPB....177
NSYPNVDA....214
NSYPRVDA....214
NSYPV24....188, 190, 192, 194, 207
NSYPV33....188, 190, 194, 207
NSYPV38....188
NSYPV42....188, 190, 192, 194, 207
NSYPV47....188
NSYR19DN....227
NSYRUFOPB....177
NSYRUFPNPVDA....214
NSYRUFPNVDA....214
NSYRUFVDA....188, 190, 192, 194, 196, 197, 214
NSYSBRF66....212
NSYSBRF68....212
NSYSBRF86....212
NSYSBRF88....212
NSYSBRF610....212
NSYSBRF810....212
NSYSPBOPB....175
NSYSRCOPB....178
NSYSSOPB....175
NSYSTVDA....204
NSYTPV....210
NSYTSP450....209
NSYTSPC450....209
NSYTVA....232
NSYTVAR....228
NSYTVP356....228
NSYTVP556....228
NSYTVP756....228
NSYTVPSL6....213
NSYTVPSL8....213
NSYTVPSP6....213
NSYTVPSP8....213
NSYTVPSP10....213
NSYTVRN42U....207
NSYVDA24U66B....188, 189
NSYVDA24U66E....192, 193
NSYVDA24U68B....188, 189
NSYVDA24U68E....192, 193
NSYVDA24U68L....196, 197
NSYVDA24U86B....188, 189
NSYVDA24U86E....192, 193
NSYVDA24U88B....188, 189
NSYVDA24U88E....192, 193
NSYVDA24U610B....188, 189
NSYVDA24U610E....192, 193
NSYVDA24U810B....188, 189
NSYVDA24U810E....192, 193
NSYVDA29U66B....188, 189

Life Is On Schneider Electric

Index

NSYVDA29U68B ... 188, 189
NSYVDA29U86B ... 188, 189
NSYVDA29U88B ... 188, 189
NSYVDA33U66B ... 188, 189
NSYVDA33U68B ... 188, 189
NSYVDA33U88B ... 188, 189
NSYVDA38U66B ... 188, 189
NSYVDA38U66E ... 192, 193
NSYVDA38U68B ... 188, 189
NSYVDA38U68E ... 192, 193
NSYVDA38U86B ... 188, 189
NSYVDA38U86E ... 192, 193
NSYVDA38U88B ... 188, 189
NSYVDA38U88E ... 192, 193
NSYVDA42U6GGD ... 248
NSYVDA42U8BVD ... 248
NSYVDA42U8DBVD ... 248
NSYVDA42U8GGD ... 248
NSYVDA42U66B ... 188, 189
NSYVDA42U66BK ... 189
NSYVDA42U66E ... 192, 193
NSYVDA42U66EN ... 192, 193
NSYVDA42U66L ... 196, 197
NSYVDA42U66LR ... 196, 197
NSYVDA42U68B ... 188, 189
NSYVDA42U68E ... 192, 193
NSYVDA42U68EN ... 192, 193
NSYVDA42U68L ... 196, 197
NSYVDA42U68LR ... 196, 197
NSYVDA42U86B ... 188, 189
NSYVDA42U86E ... 192, 193
NSYVDA42U86EN ... 192, 193
NSYVDA42U86L ... 196, 197
NSYVDA42U86LR ... 196, 197
NSYVDA42U88B ... 188, 189
NSYVDA42U88BK ... 189
NSYVDA42U88E ... 192, 193
NSYVDA42U88EN ... 192, 193
NSYVDA42U88L ... 196, 197
NSYVDA42U88LR ... 196, 197
NSYVDA42U610B ... 188, 189
NSYVDA42U610E ... 192, 193
NSYVDA42U610EN ... 192, 193
NSYVDA42U610LN ... 196, 197
NSYVDA42U810B ... 188, 189
NSYVDA42U810BK ... 189
NSYVDA42U810E ... 192, 193
NSYVDA42U810EN ... 192, 193
NSYVDA42U810LN ... 196, 197
NSYVDA42ULS2P ... 248
NSYVDA47U66B ... 188, 189
NSYVDA47U66E ... 192, 193
NSYVDA47U68B ... 188, 189
NSYVDA47U68E ... 192, 193
NSYVDA47U86B ... 188, 189
NSYVDA47U86E ... 192, 193
NSYVDA47U88B ... 188, 189
NSYVDA47U88E ... 192, 193
NSYVDAC42U88B ... 188, 189
NSYVDAC42U88E ... 193
NSYVDASAVKIT ... 248
NSYVDS24U88N ... 201, 202
NSYVDS24U810N ... 201, 202
NSYVDS42U68N ... 201, 202
NSYVDS42U88N ... 201, 202
NSYVDS42U610N ... 201, 202
NSYVDS42U810N ... 201, 202
NSYVDSC42U810N ... 201
NSYVL400 ... 210
NSYZUN65OPB ... 177
NSYZUN66OPB ... 177
NSYZUN66VDA ... 188, 190, 192, 194, 196, 197, 215
NSYZUN68VDA ... 188, 190, 192, 194, 196, 197, 201, 202, 215
NSYZUN86VDA ... 190, 192, 194, 196, 197, 215
NSYZUN88VDA ... 188, 190, 192, 194, 196, 197, 201, 202, 215
NSYZUN610VDA ... 188, 190, 192, 194, 196, 197, 201, 202, 215
NSYZUN810VDA ... 188, 190, 192, 194, 197, 201, 202, 215
NSYZUNA800VDA ... 215
NSYZUNA1000VDA ... 215

V

VDA24U ... 248, 249
VDA24UP ... 249
VDA29U ... 248
VDA33U ... 248
VDA38U ... 249
VDA42U ... 249
VDA47U ... 249
VDIB1734XUBK ... 50
VDIB1734XUWE ... 50
VDIB1736XUBK ... 50
VDIB1736XUWE ... 50
VDIB1738XUTN ... 50
VDIB1771XB01 ... 42
VDIB1771XB12 ... 42
VDIB1771XB96 ... 42
VDIB1771XU01 ... 42
VDIB1771XU12 ... 42
VDIB1771XU96 ... 42
VDIB1772XB01 ... 36
VDIB1772XB12 ... 36
VDIB1772XB96 ... 36
VDIB1772XU12 ... 36
VDIB1772XU96 ... 36
VDIB2736 ... 53
VDIB2736CM ... 53
VDIB17346UBK ... 49
VDIB17346UWE ... 49
VDIB17365UBK ... 48
VDIB17365UWE ... 48
VDIB17366UBK ... 49
VDIB17366UBU ... 49
VDIB17366URD ... 49
VDIB17366USG ... 49
VDIB17366UWE ... 49
VDIB17386UTN ... 49
VDIB17396UTN ... 49
VDIB17715B01 ... 42
VDIB17715B12 ... 42
VDIB17715U01 ... 42
VDIB17715U12 ... 42
VDIB17715U96 ... 42
VDIB17716B01 ... 42
VDIB17716B12 ... 42
VDIB17716B96 ... 42
VDIB17716U01 ... 42
VDIB17716U12 ... 42
VDIB17716U96 ... 42
VDIB17725B12 ... 36
VDIB17725B96 ... 36
VDIB17725U01 ... 36
VDIB17725U12 ... 36
VDIB17725U96 ... 36
VDIB17726B01 ... 36
VDIB17726B12 ... 36
VDIB17726B96 ... 36
VDIB17726U01 ... 36
VDIB17726U12 ... 36
VDIB17726U96 ... 36
VDIB299001 ... 103
VDIB501101U ... 118
VDIB501201C ... 121
VDIB501201U ... 118
VDIB502101U ... 118
VDIB502201C ... 121
VDIB502201H ... 121
VDIB502201U ... 118
VDIB502301U ... 118
VDIB502501C ... 121
VDIB502501H ... 121
VDIB502501U ... 119
VDIB504101U ... 118
VDIB504201C ... 121
VDIB504201H ... 121
VDIB504201U ... 118
VDIB504301U ... 118
VDIB504501C ... 121
VDIB504501U ... 119
VDIB699005U ... 119
VDIB699006U ... 119
VDIB699021M ... 120
VDIB699022M ... 120
VDIB699023M ... 120
VDIB699100 ... 119, 121
VDIB6011001 ... 162
VDIB6011002 ... 162
VDIB6021001 ... 162
VDIB6031001 ... 162
VDIB6031002 ... 162

Index

VDIB6032001 162
VDIB6032002 162
VDIB6051001 162
VDIB6051002 162
VDIB6051003 162
VDIB6051004 162
VDIB6052001 162
VDIB6052002 162
VDIB6052003 162
VDIB6052004 162
VDIB6072001 162
VDIB6082001 162
VDICC62X228 67
VDICC62X318 67
VDICC63X218 66
VDICC64X228 67
VDICC68X218 69
VDICC68X228 69
VDICD13X218 64
VDICD13X228 64
VDICD60X218 66
VDICD61X218 66
VDICD62X218 67
VDICD62X228 67
VDICD62X318 67
VDICD63X218 66
VDICD63X228 66
VDICD63X318 66
VDICD64X218 67
VDICD64X228 67
VDICD64X318 67
VDICD68X218 69
VDICD68X228 69
VDICD68X318 69
VDICD52302T 127
VDICD52302TM 127
VDICD52306L 125
VDICD52306LM 125
VDICD52306T 127
VDICD52306TM 127
VDICD52312L 125
VDICD52312LM 125
VDICD52312T 127
VDICD52312TM 127
VDICD52324L 125
VDICD52324LM 125
VDICD52324T 127
VDICD52324TM 127
VDICD52406L 125
VDICD52406LM 125
VDICD52406T 127
VDICD52406TM 127
VDICD52412L 125
VDICD52412LM 125
VDICD52412T 127
VDICD52412TM 127
VDICD52424L 125
VDICD52424LM 125
VDICD52424T 127
VDICD52424TM 127
VDICD52504L 125
VDICD52504LM 125
VDICD52506L 125
VDICD52506LM 125
VDICD52506T 127
VDICD52506TM 127
VDICD52508L 125
VDICD52508LM 125
VDICD52512L 125
VDICD52512LM 125
VDICD52512T 127
VDICD52512TM 127
VDICD52524L 125
VDICD52524LM 125
VDICD52524T 127
VDICD52524TM 127
VDICD115118 62
VDICD115218 62
VDICD115228 62
VDICD135118 62
VDICD135218 62
VDICD135228 62
VDICD136218 63
VDICD136228 63
VDICD176218 63
VDICD626218 65
VDICD626228 65
VDICD648218 68
VDICD658218 68
VDICP4X00501 85
VDICP4X01001 85
VDICP4X01501 85
VDICP1500501 85
VDICP1501001 85
VDICP1501501 85
VDICP1600501 85
VDICP1601001 85
VDICP1601501 85
VDICP3500501 85
VDICP3501001 85
VDICP3501501 85
VDICP4600502 85
VDICP4601002 85
VDICP4601502 85
VDIEB17265UBK 51
VDIEB17265UWE 51
VDIEB17266UBK 51
VDIEB17266UWE 51
VDIEG113241U 97
VDIEG113241U50 97
VDIEG113241U60 97
VDIF090301 120
VDIF090401 120
VDIF090501 120
VDIF090502 120
VDIG011241F 94
VDIG012241F 92
VDIG012241U 92
VDIG018241B60 93
VDIG018241BX0 93
VDIG018241U50 93
VDIG050991V2 155
VDIG111241F 94
VDIG112241F 92
VDIG112241U 92
VDIG113241U 95
VDIG113241U50 96
VDIG113241U60 96
VDIG118241B60 93
VDIG118241BX0 93
VDIG118241F50 93
VDIG118241U50 93
VDIG118241U60 93
VDIG141501 98
VDIG150991V2 155
VDIG161911 104
VDIG161931 104
VDIG161941 104
VDIG161951 104
VDIG162711 104
VDIG162731 104
VDIG162841 104
VDIG163611 105
VDIG163631 105
VDIG164711 104
VDIG164731 104
VDIG188011 103
VDIG188021 103
VDIG188141 102
VDIG188142 102
VDIG188201 102
VDIG321241B 100
VDIG328241B 99
VDIG328241BX0 99
VDIG1647411 104
VDILA1 135
VDILA2 135
VDILA4 135
VDILA6 135
VDILA33 135
VDILA34 135
VDILA36 135
VDILA501 135
VDILA503 135
VDILA504 135
VDILC145C1C* 137
VDILC165C1C* 137
VDILC235C1C 137
VDILC235C3C 137
VDILC235K1K 137

Life Is On Schneider Electric

Index

VDILC245D1D 137
VDILC265K1K 137
VDILP3 135
VDILP5 135
VDILP131S5F 136
VDILP131S5L 136
VDILP132U5H 136
VDILP132U5N 136
VDILP133S5F 136
VDILP133S5L 136
VDILP141S5F 136
VDILP141S5L 136
VDILP142U5H 136
VDILP142U5N 136
VDILP143S5F 136
VDILP143S5L 136
VDILP161S5F 136
VDILP161S5L 136
VDILP162U5H 136
VDILP162U5N 136
VDILP163S5F 136
VDILP163S5L 136
VDIM11U001 102
VDIM11U002 102
VDIM11U241 102
VDIM11U242 102
VDIM11U243 102
VDIM11U244 102
VDIM11U246 102
VDIM15C201 120
VDIM18W001 103
VDIM48E011 102
VDIM61112B 106
VDIM61212B 106
VDIM61712B 106
VDIM150061 158
VDIM151061 158
VDIM153031 158
VDIM155031 158
VDIM155061 158
VDIM157021 158
VDIM189111 102
VDIM189112 102
VDIM189412 102
VDIM650240 106
VDIM1510611 158
VDIM1530311 158
VDIM1550311 158
VDIR580020 37
VDIR580021 75
VDITAA02A 80
VDITAA03A 80
VDITAA03D 80
VDITAB02B 80
VDITAB03B 80
VDITAB03D 80
VDITAD03D 80
VDITBA01A 80
VDITBA01D 80
VDITBB01B 80
VDITBB01D 80
VDITBD01D 80
VDITCA03A 80
VDITCA03D 80
VDITCA04A 80
VDITCA07A 80
VDITCB03B 80
VDITCB03D 80
VDITCB04B 80
VDITCB07B 80
VDITCD03D 80
VDITDA05A 80
VDITDB05B 80

Notes

Notes

Notes

Green Premium™

An industry leading portfolio of offers delivering sustainable value

Green Premium™

More than 75% of our product sales offer superior transparency on the material content, regulatory information and environmental impact of our products:

- RoHS compliance
- REACh substance information
- Industry leading # of PEP's*
- Circularity instructions

Discover what we mean by green

Check your products!

The Green Premium program stands for our commitment to deliver customer valued sustainable performance. It has been upgraded with recognized environmental claims and extended to cover all offers including Products, Services and Solutions.

CO_2 and P&L impact through… Resource Performance

Green Premium brings improved resource efficiency throughout an asset's lifecycle. This includes efficient use of energy and natural resources, along with the minimization of CO_2 emissions.

Cost of ownership optimization through… Circular Performance

We're helping our customers optimize the total cost of ownership of their assets. To do this, we provide IoT-enabled solutions, as well as upgrade, repair, retrofit, and remanufacture services.

Peace of mind through… Well-being Performance

Green Premium products are RoHS and REACh compliant. We're going beyond regulatory compliance with step-by-step substitution of certain materials and substances from our products.

Improved sales through… Differentiation

Green Premium delivers strong value propositions through third-party labels and services. By collaborating with third-party organizations we can support our customers in meeting their sustainability goals such as green building certifications.

*PEP: Product Environmental Profile (i.e. Environmental Product Declaration)

Life Is On | Schneider Electric

Schneider Electric Industries SAS

35, rue Joseph Monier
CS 30323
92506 Rueil Malmaison Cedex
France

RCS Nanterre 954 503 439
Capital social 896 313 776 €
www.se.com

06-2024
LSB02659EN

© 2024 - Schneider Electric. All Rights Reserved.
All trademarks are owned by Schneider Electric Industries SAS or its affiliated companies.

This document has been printed on recycled paper